

INFORME MENSUAL DE EJECUCION DEL PRESUPUESTO DE INGRESOS


INSTITUTO NACIONAL DE CONCESIONES


SECCION: 2413


UNIDAD EJECUTORA: 00

MES: ENERO
VIGENCIA FISCAL: 2010

NUMERAL	AFORO VIGENTE	DERECHOS POR COBRAR MES	DERECHOS POR COBRAR ACUMULADOS	RECAUDO EFECTIVO MES	RECAUDO EFECTIVO ACUMULADO	RECAUDO EN PAPELES MES	RECAUDO EN PAPELES ACUMULADO	PENDIENTE DE COBRO
1	2	3	4	5	6	7	8	9
3 INGRESOS DE LOS ESTABLECIMIE	246,418,373,574.00	95,919,616,246.05	95,919,616,246.05	106,519,616,246.05	106,519,616,246.05	0.00	0.00	- 10,600,000,000.00
31 INGRESOS CORRIENTES	147,291,188,074.00	7,577,776,825.59	7,577,776,825.59	18,177,776,825.59	18,177,776,825.59	0.00	0.00	- 10,600,000,000.00
312 NO TRIBUTARIOS	147,291,188,074.00	7,577,776,825.59	7,577,776,825.59	18,177,776,825.59	18,177,776,825.59	0.00	0.00	- 10,600,000,000.00
3121 Venta de Bienes y servicios	127,159,188,074.00	7,577,776,825.59	7,577,776,825.59	7,577,776,825.59	7,577,776,825.59	0.00	0.00	0.00
3128 Otros Ingresos	20,132,000,000.00	0.00	0.00	10,600,000,000.00	10,600,000,000.00	0.00	0.00	- 10,600,000,000.00
32 RECURSOS DE CAPITAL	99,127,185,500.00	88,341,839,420.46	88,341,839,420.46	88,341,839,420.46	88,341,839,420.46	0.00	0.00	0.00
323 RENDIMIENTOS FINANCIEROS	10,947,600,000.00	162,253,920.46	162,253,920.46	162,253,920.46	162,253,920.46	0.00	0.00	0.00
3230 RENDIMIENTOS FINANCIEROS	10,947,600,000.00	162,253,920.46	162,253,920.46	162,253,920.46	162,253,920.46	0.00	0.00	0.00
325 RECURSOS DEL BALANCE	88,179,585,500.00	88,179,585,500.00	88,179,585,500.00	88,179,585,500.00	88,179,585,500.00	0.00	0.00	0.00
3252 EXCEDENTES FINANCIEROS	88,179,585,500.00	88,179,585,500.00	88,179,585,500.00	88,179,585,500.00	88,179,585,500.00	0.00	0.00	0.00
3255 OTROS RECURSOS DEL BALANCE	0.00	0.00	0.00	0.00	0.00	0.00	0.00	0.00
326 RECURSOS DE CAPITAL	0.00	0.00	0.00	0.00	0.00	0.00	0.00	0.00
3260 DONACIONES	0.00	0.00	0.00	0.00	0.00	0.00	0.00	0.00
4 APORTES DE LA NACION	721,366,345,000.00	0.00	0.00	0.00	0.00	0.00	0.00	0.00
41 FUNCIONAMIENTO	1,298,345,000.00	0.00	0.00	0.00	0.00	0.00	0.00	0.00
42 DEUDA	127,559,000,000.00	0.00	0.00	0.00	0.00	0.00	0.00	0.00
43 INVERSION	592,509,000,000.00	0.00	0.00	0.00	0.00	0.00	0.00	0.00
TOTALES:	967,784,718,574.00	95,919,616,246.05	95,919,616,246.05	106,519,616,246.05	106,519,616,246.05	0.00	0.00	- 10,600,000,000.00


ELSA LILIANA LIÉVANO TORRES
PROF. ESP. CON FUNCIONES DE JEFE DE P


NELCY JENITH MALDONADO BALLEN
PROFESIONAL ESPECIALIZADO - TESORER


MARÍA CLARA GARRIDO GARRIDO
SUBGERENTE ADITIVA Y FINANCIERA