

INFORME MENSUAL DE EJECUCION DEL PRESUPUESTO DE INGRESOS


INSTITUTO NACIONAL DE CONCESIONES


SECCION: 2413


UNIDAD EJECUTORA: 00

MES: FEBRERO
VIGENCIA FISCAL:2010

| NUMERAL | AFORO VIGENTE | DERECHOS POR COBRAR MES | DERECHOS POR COBRAR ACUMULADOS | RECAUDO EFECTIVO MES | RECAUDO EFECTIVO ACUMULADO | RECAUDO EN PAPELES MES | RECAUDO EN PAPELES ACUMULADO | PENDIENTE DE COBRO | |
|-----------------|------------------------------|---------------------------|--------------------------------|---------------------------|----------------------------|---------------------------|------------------------------|--------------------|----------------------------|
| 1 | 2 | 3 | 4 | 5 | 6 | 7 | 8 | 9 | |
| 3 | INGRESOS DE LOS ESTABLECIMIE | 262,295,602,792.00 | 18,592,457,553.40 | 114,512,073,799.45 | 18,592,457,553.40 | 125,112,073,799.45 | 0.00 | 0.00 | - 10,600,000,000.00 |
| 31 | INGRESOS CORRIENTES | 163,168,417,292.00 | 18,588,676,072.19 | 26,166,452,897.78 | 18,588,676,072.19 | 36,766,452,897.78 | 0.00 | 0.00 | - 10,600,000,000.00 |
| 312 | NO TRIBUTARIOS | 163,168,417,292.00 | 18,588,676,072.19 | 26,166,452,897.78 | 18,588,676,072.19 | 36,766,452,897.78 | 0.00 | 0.00 | - 10,600,000,000.00 |
| 3121 | Venta de Bienes y servicios | 127,159,188,074.00 | 7,801,676,072.19 | 15,379,452,897.78 | 7,801,676,072.19 | 15,379,452,897.78 | 0.00 | 0.00 | 0.00 |
| 3128 | Otros Ingresos | 36,009,229,218.00 | 10,787,000,000.00 | 10,787,000,000.00 | 10,787,000,000.00 | 21,387,000,000.00 | 0.00 | 0.00 | - 10,600,000,000.00 |
| 32 | RECURSOS DE CAPITAL | 99,127,185,500.00 | 3,781,481.21 | 88,345,620,901.67 | 3,781,481.21 | 88,345,620,901.67 | 0.00 | 0.00 | 0.00 |
| 323 | RENDIMIENTOS FINANCIEROS | 10,947,600,000.00 | 3,781,481.21 | 166,035,401.67 | 3,781,481.21 | 166,035,401.67 | 0.00 | 0.00 | 0.00 |
| 3230 | RENDIMIENTOS FINANCIEROS | 10,947,600,000.00 | 3,781,481.21 | 166,035,401.67 | 3,781,481.21 | 166,035,401.67 | 0.00 | 0.00 | 0.00 |
| 325 | RECURSOS DEL BALANCE | 88,179,585,500.00 | 0.00 | 88,179,585,500.00 | 0.00 | 88,179,585,500.00 | 0.00 | 0.00 | 0.00 |
| 3252 | EXCEDENTES FINANCIEROS | 88,179,585,500.00 | 0.00 | 88,179,585,500.00 | 0.00 | 88,179,585,500.00 | 0.00 | 0.00 | 0.00 |
| 3255 | OTROS RECURSOS DEL BALANCE | 0.00 | 0.00 | 0.00 | 0.00 | 0.00 | 0.00 | 0.00 | 0.00 |
| 326 | RECURSOS DE CAPITAL | 0.00 | 0.00 | 0.00 | 0.00 | 0.00 | 0.00 | 0.00 | 0.00 |
| 3260 | DONACIONES | 0.00 | 0.00 | 0.00 | 0.00 | 0.00 | 0.00 | 0.00 | 0.00 |
| 4 | APORTES DE LA NACION | 721,366,345,000.00 | 16,120,409,455.00 | 16,120,409,455.00 | 16,120,409,455.00 | 16,120,409,455.00 | 0.00 | 0.00 | 0.00 |
| 41 | FUNCIONAMIENTO | 1,298,345,000.00 | 0.00 | 0.00 | 0.00 | 0.00 | 0.00 | 0.00 | 0.00 |
| 42 | DEUDA | 127,559,000,000.00 | 0.00 | 0.00 | 0.00 | 0.00 | 0.00 | 0.00 | 0.00 |
| 43 | INVERSION | 592,509,000,000.00 | 16,120,409,455.00 | 16,120,409,455.00 | 16,120,409,455.00 | 16,120,409,455.00 | 0.00 | 0.00 | 0.00 |
| TOTALES: | | 983,661,947,792.00 | 34,712,867,008.40 | 130,632,483,254.45 | 34,712,867,008.40 | 141,232,483,254.45 | 0.00 | 0.00 | - 10,600,000,000.00 |


ELSA LILIANA LIÉVANO TORRES
PROF. ESP. CON FUNCIONES DE JEFE DE P


NELCY JENITH MALDONADO BALLEN
PROFESIONAL ESPECIALIZADO - TESORER


MARÍA CLARA GARRIDO GARRIDO
SUBGERENTE ADTIVA Y FINANCIERA