

INFORME MENSUAL DE EJECUCION DEL PRESUPUESTO DE INGRESOS


INSTITUTO NACIONAL DE CONCESIONES


SECCION: 2413


UNIDAD EJECUTORA: 00

MES: JULIO
VIGENCIA FISCAL: 2010

NUMERAL	AFORO VIGENTE	DERECHOS POR COBRAR MES	DERECHOS POR COBRAR ACUMULADOS	RECAUDO EFECTIVO MES	RECAUDO EFECTIVO ACUMULADO	RECAUDO EN PAPELES MES	RECAUDO EN PAPELES ACUMULADO	PENDIENTE DE COBRO	
1	2	3	4	5	6	7	8	9	
3	INGRESOS DE LOS ESTABLECIMIE	266,138,602,792.00	20,879,435,066.51	179,728,423,479.48	20,879,435,066.51	190,328,423,479.48	0.00	0.00	- 10,600,000,000.00
31	INGRESOS CORRIENTES	167,011,417,292.00	20,874,561,047.29	91,342,577,999.75	20,874,561,047.29	101,942,577,999.75	0.00	0.00	- 10,600,000,000.00
312	NO TRIBUTARIOS	167,011,417,292.00	20,874,561,047.29	91,342,577,999.75	20,874,561,047.29	101,942,577,999.75	0.00	0.00	- 10,600,000,000.00
3121	Venta de Bienes y servicios	127,159,188,074.00	7,882,561,047.29	51,686,348,781.75	7,882,561,047.29	51,686,348,781.75	0.00	0.00	0.00
3128	Otros Ingresos	39,852,229,218.00	12,992,000,000.00	39,656,229,218.00	12,992,000,000.00	50,256,229,218.00	0.00	0.00	- 10,600,000,000.00
32	RECURSOS DE CAPITAL	99,127,185,500.00	4,874,019.22	88,385,845,479.73	4,874,019.22	88,385,845,479.73	0.00	0.00	0.00
323	RENDIMIENTOS FINANCIEROS	10,947,600,000.00	4,874,019.22	206,259,979.73	4,874,019.22	206,259,979.73	0.00	0.00	0.00
3230	RENDIMIENTOS FINANCIEROS	10,947,600,000.00	4,874,019.22	206,259,979.73	4,874,019.22	206,259,979.73	0.00	0.00	0.00
325	RECURSOS DEL BALANCE	88,179,585,500.00	0.00	88,179,585,500.00	0.00	88,179,585,500.00	0.00	0.00	0.00
3252	EXCEDENTES FINANCIEROS	88,179,585,500.00	0.00	88,179,585,500.00	0.00	88,179,585,500.00	0.00	0.00	0.00
3255	OTROS RECURSOS DEL BALANCE	0.00	0.00	0.00	0.00	0.00	0.00	0.00	0.00
326	RECURSOS DE CAPITAL	0.00	0.00	0.00	0.00	0.00	0.00	0.00	0.00
3260	DONACIONES	0.00	0.00	0.00	0.00	0.00	0.00	0.00	0.00
4	APORTES DE LA NACION	721,366,345,000.00	213,000,000.00	322,282,569,112.07	213,000,000.00	322,282,569,112.07	0.00	0.00	0.00
41	FUNCIONAMIENTO	1,298,345,000.00	0.00	0.00	0.00	0.00	0.00	0.00	0.00
42	DEUDA	127,559,000,000.00	0.00	120,719,881,291.86	0.00	120,719,881,291.86	0.00	0.00	0.00
43	INVERSION	592,509,000,000.00	213,000,000.00	201,562,687,820.21	213,000,000.00	201,562,687,820.21	0.00	0.00	0.00
TOTALES:		987,504,947,792.00	21,092,435,066.51	502,010,992,591.55	21,092,435,066.51	512,610,992,591.55	0.00	0.00	- 10,600,000,000.00


ELSA LILIANA LIÉVANO TORRES
PROF. ESP. CON FUNCIONES DE JEFE DE F


NELCY JENITH MALDONADO BALLEEN
PROFESIONAL ESPECIALIZADO - TESORER


MARÍA CLARA GARRIDO GARRIDO
SUBGERENTE ADTIVA Y FINANCIERA