

INFORME MENSUAL DE EJECUCION DEL PRESUPUESTO DE GASTOS
 APROPIACIONES DE LA VIGENCIA

INSTITUTO NACIONAL DE CONCESIONES

SECCION: 2413

UNIDAD EJECUTORA: 00

MES: SEPTIEMBRE

VIGENCIA FISCAL: 2010

RECURSOS ADMINISTRADOS:		RECURSOS DE LA NACION:								
CODIFICACION PRESUPUESTAL	DESCRIPCION	APROPIACION VIGENTE	CERTIFICADOS DEL MES	CERTIFICADOS ACUMULADOS	COMPROMISOS MES	COMPROMISOS ACUMULADOS	OBLIGACIONES MES	OBLIGACIONES ACUMULADAS	PAGOS DEL MES	TOTAL PAGOS ACUMULADOS
1	2	3	4	5	6	7	8	9	10	11
1	GASTOS DE PERSONAL	6,123,951,000.00	44,259,621.00	5,813,873,491.00	402,245,766.00	4,051,424,701.00	413,862,688.00	3,734,686,338.00	415,220,800.00	3,657,643,594.00
10	GASTOS DE PERSONAL	6,123,951,000.00	44,259,621.00	5,813,873,491.00	402,245,766.00	4,051,424,701.00	413,862,688.00	3,734,686,338.00	415,220,800.00	3,657,643,594.00
101	SERVICIOS PERSONALES ASOCI#	4,362,851,000.00	0.00	4,069,451,000.00	279,042,810.00	2,625,663,402.00	279,042,810.00	2,625,663,402.00	279,373,828.00	2,608,379,642.00
10101	SUELDOS DEL PERSONAL DE NOI	2,694,500,000.00	0.00	2,694,500,000.00	189,099,923.00	1,803,991,995.00	189,099,923.00	1,803,991,995.00	189,430,941.00	1,786,708,235.00
101011	20 SUELDOS	2,550,123,000.00	0.00	2,550,123,000.00	176,066,048.00	1,764,196,105.00	176,066,048.00	1,764,196,105.00	176,397,066.00	1,746,912,345.00
101012	20 SUeldo DE VACACIONES	128,886,000.00	0.00	128,886,000.00	13,033,875.00	38,338,240.00	13,033,875.00	38,338,240.00	13,033,875.00	38,338,240.00
101014	20 INCAPACIDADES Y LICENCIA DE M	15,491,000.00	0.00	15,491,000.00	0.00	1,457,650.00	0.00	1,457,650.00	0.00	1,457,650.00
10104	PRIMA TECNICA	656,000,000.00	0.00	656,000,000.00	43,745,335.00	469,418,661.00	43,745,335.00	469,418,661.00	43,745,335.00	469,418,661.00
101042	20 PRIMA TECNICA NO SALARIAL	656,000,000.00	0.00	656,000,000.00	43,745,335.00	469,418,661.00	43,745,335.00	469,418,661.00	43,745,335.00	469,418,661.00
10105	OTROS	625,000,000.00	0.00	625,000,000.00	43,624,728.00	277,911,918.00	43,624,728.00	277,911,918.00	43,624,728.00	277,911,918.00
1010502	20 BONIFICACION POR SERVICIOS P	80,504,000.00	0.00	80,504,000.00	7,133,763.00	52,452,817.00	7,133,763.00	52,452,817.00	7,133,763.00	52,452,817.00
1010505	20 BONIFICACION ESPECIAL DE REC	16,441,500.00	0.00	16,441,500.00	2,685,788.00	9,633,956.00	2,685,788.00	9,633,956.00	2,685,788.00	9,633,956.00
1010512	20 SUBSIDIO DE ALIMENTACION	4,567,623.00	622,623.00	4,567,623.00	372,473.00	3,160,503.00	372,473.00	3,160,503.00	372,473.00	3,160,503.00
1010513	20 AUXILIO DE TRANSPORTE	740,952.00	207,952.00	740,952.00	61,746.00	555,714.00	61,746.00	555,714.00	61,746.00	555,714.00
1010514	20 PRIMA DE SERVICIO	119,283,425.00	830,575.00	119,283,425.00	0.00	96,402,141.00	0.00	96,402,141.00	0.00	96,402,141.00
1010515	20 PRIMA DE VACACIONES	126,290,000.00	0.00	126,290,000.00	22,003,825.00	78,005,368.00	22,003,825.00	78,005,368.00	22,003,825.00	78,005,368.00
1010516	20 PRIMA DE NAVIDAD	247,931,500.00	0.00	247,931,500.00	8,967,698.00	25,704,244.00	8,967,698.00	25,704,244.00	8,967,698.00	25,704,244.00
1010592	20 BONIFICACION DE DIRECCION	29,241,000.00	0.00	29,241,000.00	2,399,435.00	11,997,175.00	2,399,435.00	11,997,175.00	2,399,435.00	11,997,175.00
10108	20 OTROS GASTOS PERSONALES(DI	293,400,000.00	0.00	0.00	0.00	0.00	0.00	0.00	0.00	0.00
10109	HORAS EXTRAS,DIAS FESTIVOS E	93,951,000.00	0.00	93,951,000.00	2,572,824.00	74,340,828.00	2,572,824.00	74,340,828.00	2,572,824.00	74,340,828.00
101091	20 HORAS EXTRAS	32,430,000.00	0.00	32,430,000.00	2,572,824.00	12,819,828.00	2,572,824.00	12,819,828.00	2,572,824.00	12,819,828.00
101093	20 INDEMNIZACION POR VACACIONE	61,521,000.00	0.00	61,521,000.00	0.00	61,521,000.00	0.00	61,521,000.00	0.00	61,521,000.00
102	SERVICIOS PERSONALES INDIRECT	683,000,000.00	44,259,621.00	666,322,491.00	44,259,621.00	666,322,491.00	55,876,543.00	349,584,128.00	55,876,543.00	349,584,128.00
10212	20 HONORARIOS	191,236,816.00	30,120,000.00	190,760,000.00	30,120,000.00	190,760,000.00	7,124,103.00	26,721,500.00	7,124,103.00	26,721,500.00
10214	20 REMUNERACION SERVICIOS TECI	491,763,184.00	14,139,621.00	475,562,491.00	14,139,621.00	475,562,491.00	48,752,440.00	322,862,628.00	48,752,440.00	322,862,628.00
105	CONTRIBUCIONES INHERENTES /	1,078,100,000.00	0.00	1,078,100,000.00	78,943,335.00	759,438,808.00	78,943,335.00	759,438,808.00	79,970,429.00	699,679,824.00
1051	20 ADMINISTRADAS POR EL SECTOR	531,253,132.00	24,776,363.00	531,253,132.00	38,437,638.00	378,194,594.00	38,437,638.00	378,194,594.00	38,812,333.00	339,756,956.00
1052	20 ADMINISTRADAS POR EL SECTOR	404,225,153.00	31,831,145.00	404,225,153.00	30,098,333.00	279,480,530.00	30,098,333.00	279,480,530.00	30,624,630.00	268,566,548.00
1056	20 APORTES AL ICBF	85,548,333.00	1,755,767.00	85,548,333.00	6,244,378.00	61,057,789.00	6,244,378.00	61,057,789.00	6,319,477.00	54,813,411.00
1057	20 APORTES AL SENA	50,905,379.00	5,299,015.00	50,905,379.00	4,162,986.00	34,537,892.00	4,162,986.00	34,537,892.00	4,213,989.00	30,374,906.00
1058	20 APORTES A LA ESAP	2,056,222.00	0.00	2,056,222.00	0.00	2,056,222.00	0.00	2,056,222.00	0.00	2,056,222.00
1059	20 APORTES A ESCUELAS INDUSTRI	4,111,781.00	0.00	4,111,781.00	0.00	4,111,781.00	0.00	4,111,781.00	0.00	4,111,781.00
2	GASTOS GENERALES	2,283,649,000.00	170,312,855.00	1,850,335,578.00	303,826,653.00	1,751,011,427.00	128,272,366.00	1,220,084,916.00	226,342,384.00	1,220,084,916.00
20	GASTOS GENERALES	2,283,649,000.00	170,312,855.00	1,850,335,578.00	303,826,653.00	1,751,011,427.00	128,272,366.00	1,220,084,916.00	226,342,384.00	1,220,084,916.00
203	IMPUESTOS Y MULTAS	16,800,000.00	0.00	2,784,998.00	0.00	2,784,998.00	0.00	2,784,998.00	0.00	2,784,998.00
20350	20 IMPUESTOS Y CONTRIBUCIONES	16,800,000.00	0.00	2,784,998.00	0.00	2,784,998.00	0.00	2,784,998.00	0.00	2,784,998.00
204	ADQUISICION DE BIENES Y SERV	2,266,849,000.00	170,312,855.00	1,847,550,580.00	303,826,653.00	1,748,226,429.00	128,272,366.00	1,217,299,918.00	226,342,384.00	1,217,299,918.00

SINFAD

INFORME MENSUAL DE EJECUCION DEL PRESUPUESTO DE GASTOS
 APROPIACIONES DE LA VIGENCIA

INSTITUTO NACIONAL DE CONCESIONES

SECCION: 2413

UNIDAD EJECUTORA: 00

MES: SEPTIEMBRE

VIGENCIA FISCAL: 2010

RECURSOS ADMINISTRADOS:		RECURSOS DE LA NACION:								
CODIFICACION PRESUPUESTAL	DESCRIPCION	APROPIACION VIGENTE	CERTIFICADOS DEL MES	CERTIFICADOS ACUMULADOS	COMPROMISOS MES	COMPROMISOS ACUMULADOS	OBLIGACIONES MES	OBLIGACIONES ACUMULADAS	PAGOS DEL MES	TOTAL PAGOS ACUMULADOS
1	2	3	4	5	6	7	8	9	10	11
20401	20 COMPRA DE EQUIPO	287,821,098.00	0.00	211,895,358.00	0.00	210,991,758.00	0.00	210,991,758.00	0.00	210,991,758.00
20402	20 ENSERES Y EQUIPOS DE OFICIN	68,774,000.00	0.00	0.00	0.00	0.00	0.00	0.00	0.00	0.00
20404	20 MATERIALES Y SUMINISTROS	155,635,792.00	19,557,453.00	122,469,327.00	11,240,941.00	105,330,117.00	32,878,321.00	94,848,411.00	33,173,321.00	94,848,411.00
20405	20 MANTENIMIENTO	119,013,814.00	5,035,120.00	81,962,266.00	25,290,866.00	81,962,266.00	23,467,218.00	61,267,114.00	24,767,218.00	61,267,114.00
20406	20 COMUNICACIONES Y TRANSPORT	129,716,800.00	33,649,120.00	124,829,624.00	51,227,184.00	122,304,504.00	4,059,736.00	56,438,929.00	4,059,736.00	56,438,929.00
20407	20 IMPRESOS Y PUBLICACIONES	39,658,000.00	8,129,624.00	30,083,324.00	7,199,196.00	29,079,324.00	703,316.00	20,505,084.00	703,316.00	20,505,084.00
20408	20 SERVICIOS PUBLICOS	419,048,800.00	4,330,603.00	365,469,403.00	1,261,483.00	358,401,432.00	35,202,908.00	257,810,320.00	35,202,908.00	257,810,320.00
20409	20 SEGUROS	179,654,595.00	0.00	142,101,621.00	124,931,736.00	142,035,357.00	0.00	17,103,621.00	0.00	17,103,621.00
20410	20 ARRENDAMIENTOS	15,060,000.00	5,020,000.00	15,060,000.00	5,020,000.00	15,060,000.00	0.00	9,359,048.00	0.00	9,359,048.00
20411	20 VIATICOS Y GASTOS DE VIAJE	455,401,550.00	24,964,566.00	382,439,521.00	24,964,566.00	382,439,520.00	22,776,154.00	287,062,381.00	22,776,154.00	287,062,381.00
20413	20 DEFENSA DE LA HACIENDA PUBL	102,608,800.00	72,082.00	102,536,718.00	1,054,200.00	102,140,352.00	385,900.00	101,086,152.00	96,860,918.00	101,086,152.00
20414	20 GASTOS JUDICIALES	1,117,664.00	0.00	1,004,000.00	0.00	0.00	0.00	0.00	0.00	0.00
20421	20 CAPACITACION, BIENESTAR SOCI.	184,684,487.00	38,482,316.00	172,908,880.00	45,510,316.00	129,736,880.00	162,648.00	40,711,726.00	162,648.00	40,711,726.00
20422	20 GASTOS FINANCIEROS	1,004,000.00	0.00	1,004,000.00	0.00	58,381.00	0.00	58,381.00	0.00	58,381.00
20441	20 OTROS GASTOS POR ADQUISICIO	107,649,600.00	31,216,135.00	93,786,538.00	6,126,165.00	68,686,538.00	8,636,165.00	60,056,993.00	8,636,165.00	60,056,993.00
3	TRANSFERENCIAS CORRIENTES	4,119,118,574.00	0.00	0.00	0.00	0.00	0.00	0.00	0.00	0.00
32	TRANSFERENCIAS AL SECTOR PU	1,472,218,574.00	0.00	0.00	0.00	0.00	0.00	0.00	0.00	0.00
321	ORDEN NACIONAL	1,472,218,574.00	0.00	0.00	0.00	0.00	0.00	0.00	0.00	0.00
3211	11 CUOTA DE AUDITAJE CONTRANA	1,298,345,000.00	0.00	0.00	0.00	0.00	0.00	0.00	0.00	0.00
3211	20 CUOTA DE AUDITAJE CONTRANA	173,873,574.00	0.00	0.00	0.00	0.00	0.00	0.00	0.00	0.00
36	OTRAS TRANSFERENCIAS	2,646,900,000.00	0.00	0.00	0.00	0.00	0.00	0.00	0.00	0.00
363	DESTINATARIOS DE OTRAS TRAN	2,646,900,000.00	0.00	0.00	0.00	0.00	0.00	0.00	0.00	0.00
36326	20 PROV. GTOS INSTIT. Y/O SECT. C	2,646,900,000.00	0.00	0.00	0.00	0.00	0.00	0.00	0.00	0.00
7	SERVICIO DE LA DEUDA INTERNA	127,559,000,000.00	0.00	120,719,881,291.86	0.00	120,719,881,291.86	0.00	120,719,881,291.86	0.00	120,719,881,291.86
71	AMORTIZACIÓN DEUDA PÚBLICA	127,559,000,000.00	0.00	120,719,881,291.86	0.00	120,719,881,291.86	0.00	120,719,881,291.86	0.00	120,719,881,291.86
711	11 NACIÓN	127,559,000,000.00	0.00	120,719,881,291.86	0.00	120,719,881,291.86	0.00	120,719,881,291.86	0.00	120,719,881,291.86
113	MEJORAMIENTO Y MANTENIM. INI	511,022,928,546.00	0.00	342,424,817,538.00	0.00	300,155,316,458.00	38,560,682,531.44	105,892,841,553.65	38,560,682,531.44	105,892,841,553.65
113600	INTERSUBSECTORIAL TRANSPOF	273,564,320,000.00	0.00	273,564,320,000.00	0.00	273,564,320,000.00	38,560,682,531.44	79,481,329,461.65	38,560,682,531.44	79,481,329,461.65
113600125	11 MEJORAMIENTO APOYO ESTATAI	273,564,320,000.00	0.00	273,564,320,000.00	0.00	273,564,320,000.00	38,560,682,531.44	79,481,329,461.65	38,560,682,531.44	79,481,329,461.65
113601	RED TRONCAL NACIONAL	36,795,637,450.00	0.00	34,305,000,000.00	0.00	0.00	0.00	0.00	0.00	0.00
1136011	11 MEJORAMIENTO CONSTRUCCION	34,305,000,000.00	0.00	34,305,000,000.00	0.00	0.00	0.00	0.00	0.00	0.00
1136011	20 MEJORAMIENTO CONSTRUCCION	2,490,637,450.00	0.00	0.00	0.00	0.00	0.00	0.00	0.00	0.00
113605	TRANSPORTE FÉRREO	200,662,971,096.00	0.00	34,555,497,538.00	0.00	26,590,996,458.00	0.00	26,411,512,092.00	0.00	26,411,512,092.00
11360507	21 REHABILITACIÓN VÍAS FÉRREAS	60,874,890,420.00	0.00	34,555,497,538.00	0.00	26,590,996,458.00	0.00	26,411,512,092.00	0.00	26,411,512,092.00
11360510	21 MEJORAMIENTO DEL SISTEMA FE	38,252,295,080.00	0.00	0.00	0.00	0.00	0.00	0.00	0.00	0.00
11360510	20 MEJORAMIENTO DEL SISTEMA FE	101,535,785,596.00	0.00	0.00	0.00	0.00	0.00	0.00	0.00	0.00
530	ATENCIÓN, CONTROL Y ORGAN. I	336,775,797,090.00	1,041,521,207.00	332,500,282,172.00	732,410,549.00	326,062,298,149.00	25,653,699,445.50	230,087,552,852.00	25,658,898,725.50	230,072,752,132.00

SINFAD

INFORME MENSUAL DE EJECUCION DEL PRESUPUESTO DE GASTOS
 APROPIACIONES DE LA VIGENCIA

INSTITUTO NACIONAL DE CONCESIONES

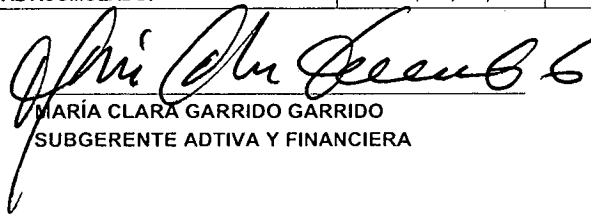
SECCION: 2413


UNIDAD EJECUTORA: 00

MES: SEPTIEMBRE

VIGENCIA FISCAL: 2010

RECURSOS ADMINISTRADOS:		RECURSOS DE LA NACION:								
CODIFICACION PRESUPUESTAL	DESCRIPCION	APROPIACION VIGENTE	CERTIFICADOS DEL MES	CERTIFICADOS ACUMULADOS	COMPROMISOS MES	COMPROMISOS ACUMULADOS	OBLIGACIONES MES	OBLIGACIONES ACUMULADAS	PAGOS DEL MES	TOTAL PAGOS ACUMULADOS
1	2	3	4	5	6	7	8	9	10	11
530600	INTERSUBSECTORIAL TRANSPOR	336,775,797,090.00	- 1,041,521,207.00	332,500,282,172.00	732,410,549.00	326,062,298,149.00	25,653,699,445.50	230,087,552,852.00	25,658,898,725.50	230,072,752,132.00
530600003	20 APY GES.EST.OBRAS COMPLEM.(44,826,590,135.00	- 806,055,614.00	44,450,090,135.00	0.00	40,591,718,135.00	0.00	40,466,218,135.00	0.00	40,466,218,135.00
530600003	11 APY GES.EST.OBRAS COMPLEM.(282,873,055,614.00	- 193,944,386.00	281,181,000,000.00	0.00	279,181,000,000.00	24,920,000,000.00	185,175,440,851.00	24,920,000,000.00	185,175,440,851.00
530600004	25 APOYO GEST. EDO. ASESORIAS \	379,496,418.00	0.00	379,496,418.00	0.00	0.00	0.00	0.00	0.00	0.00
530600004	11 APOYO GEST. EDO. ASESORIAS \	1,572,680,000.00	24,931,610.00	937,310,502.00	22,931,610.00	737,198,912.00	168,470,184.00	576,317,903.00	188,470,184.00	576,317,903.00
530600004	20 APOYO GEST. EDO. ASESORIAS \	70,687,361.00	- 286,079,416.00	0.00	0.00	0.00	0.00	0.00	0.00	0.00
530600101	20 APOYO DOTACIÓN TÉC Y ADTIVO	6,859,343,176.00	219,626,599.00	5,552,385,117.00	709,478,939.00	5,552,381,102.00	565,229,261.50	3,869,575,963.00	550,428,541.50	3,854,775,243.00
530600101	11 APOYO DOTACIÓN TÉC Y ADTIVO	193,944,386.00	0.00	0.00	0.00	0.00	0.00	0.00	0.00	0.00
SUBTOTAL		987,884,444,210.00	- 826,948,731.00	803,309,190,070.86	1,438,482,968.00	752,739,932,026.86	64,756,517,030.94	461,655,046,951.51	64,861,144,440.94	461,563,203,487.51
TOTAL ACUMULADO:		987,884,444,210.00	- 826,948,731.00	803,309,190,070.86	1,438,482,968.00	752,739,932,026.86	64,756,517,030.94	461,655,046,951.51	64,861,144,440.94	461,563,203,487.51


 MARÍA CLARA GARRIDO GARRIDO
 SUBGERENTE ADTIVA Y FINANCIERA


 NELCY JENITH MALDONADO BALLEEN
 PROFESIONAL ESPECIALIZADO - TESORERA


 ELSA LILIANA LIÉVANO TORRES
 PROF. ESP. CON FUNCIONES DE JEFE DE PRESL

INFORME MENSUAL DE EJECUCION DEL PRESUPUESTO DE GASTOS
RESERVAS PRESUPUESTALES

INSTITUTO NACIONAL DE CONCESIONES

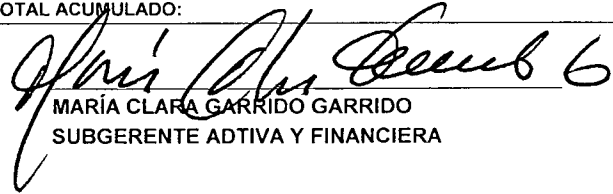
SECCION: 2413


UNIDAD EJECUTORA: 00

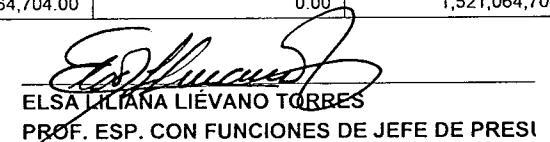
MES: SEPTIEMBRE

VIGENCIA FISCAL: 2010

RECURSOS ADMINISTRADOS:		RECURSOS DE LA NACION:					
CODIFICACION PRESUPUESTAL	DESCRIPCION	RESERVAS CONSTITUIDAS	OBLIGACIONES CAUSADAS MES	TOTAL OBLIGACIONES CAUSADAS	PAGOS DEL MES	TOTAL PAGOS ACUMULADOS	
1	2	3	4	5	6	7	
1	20	GASTOS DE PERSONAL	60,240,000.00	0.00	38,152,000.00	0.00	38,152,000.00
10	20	GASTOS DE PERSONAL	60,240,000.00	0.00	38,152,000.00	0.00	38,152,000.00
102	20	SERVICIOS PERSONALES INDIRECTOS	60,240,000.00	0.00	38,152,000.00	0.00	38,152,000.00
10212	20	HONORARIOS	60,240,000.00	0.00	38,152,000.00	0.00	38,152,000.00
2	20	GASTOS GENERALES	61,225,928.00	0.00	59,129,576.00	0.00	59,129,576.00
20	20	GASTOS GENERALES	61,225,928.00	0.00	59,129,576.00	0.00	59,129,576.00
204	20	ADQUISICION DE BIENES Y SERVICIOS	61,225,928.00	0.00	59,129,576.00	0.00	59,129,576.00
20401	20	COMPRA DE EQUIPO	61,225,928.00	0.00	59,129,576.00	0.00	59,129,576.00
113	20	MEJORAMIENTO Y MANTENIM. INFRAESTRUCTURA PROPIA DEI	59,738,000.00	0.00	0.00	0.00	0.00
113605	20	TRANSPORTE FÉRREO	59,738,000.00	0.00	0.00	0.00	0.00
1136057	20	REHABILITACIÓN VÍAS FÉRREAS NIVEL NAL SISTEMA DE CONC	59,738,000.00	0.00	0.00	0.00	0.00
530	20	ATENCIÓN, CONTROL Y ORGAN. INSTITUC. APOYO A LA GES. D	1,782,861,117.00	0.00	1,423,783,128.00	0.00	1,423,783,128.00
530600	20	INTERSUBSECTORIAL TRANSPORTE	1,782,861,117.00	0.00	1,423,783,128.00	0.00	1,423,783,128.00
530600101	10	APOYO DOTACIÓN TÉC Y ADTIVO FORTALEC. INST. DEL INCO N	26,285,210.00	0.00	26,285,210.00	0.00	26,285,210.00
530600101	20	APOYO DOTACIÓN TÉC Y ADTIVO FORTALEC. INST. DEL INCO N	1,647,551,907.00	0.00	1,288,473,918.00	0.00	1,288,473,918.00
5306004	10	APOYO GEST. EDO. ASESORIAS Y CONSULTORIAS. CONTRAT. (109,024,000.00	0.00	109,024,000.00	0.00	109,024,000.00
SUBTOTAL			1,964,065,045.00	0.00	1,521,064,704.00	0.00	1,521,064,704.00
TOTAL ACUMULADO:			1,964,065,045.00	0.00	1,521,064,704.00	0.00	1,521,064,704.00


MARÍA CLARA GARRIDO GARRIDO
SUBGERENTE ADTIVA Y FINANCIERA


NELCY JENITH MALDONADO BALLE
PROFESIONAL ESPECIALIZADO - TESORERA


ELSA LILIANA LIÉVANO TORRES
PROF. ESP. CON FUNCIONES DE JEFE DE PRESI

**INFORME MENSUAL DE EJECUCION DEL PRESUPUESTO DE GASTOS
CUENTAS POR PAGAR**

INSTITUTO NACIONAL DE CONCESIONES


SECCION: 2413


UNIDAD EJECUTORA: 00


MES: SEPTIEMBRE

VIGENCIA FISCAL: 2010

RECURSOS ADMINISTRADOS:		RECURSOS DE LA NACION:		
CODIFICACION PRESUPUESTAL	DESCRIPCION	CUENTAS POR PAGAR CONSTITUIDAS	PAGOS MES	TOTAL PAGOS ACUMULADOS
1	2	3	4	5
113	MEJORAMIENTO Y MANTENIM. INFRAESTRUCTURA PROPIA DEI	91,410,000,000.00	0.00	91,410,000,000.00
113600	INTERSUBSECTORIAL TRANSPORTE	62,410,000,000.00	0.00	62,410,000,000.00
113600125	10 MEJORAMIENTO ESTATAL NVOS. PROY. CONCESIONES	62,410,000,000.00	0.00	62,410,000,000.00
113601	RED TRONCAL NACIONAL	29,000,000,000.00	0.00	29,000,000,000.00
1136011	10 MEJORAMIENTO CONSTRUCCION CARRETERA RUMICHACA PAS	29,000,000,000.00	0.00	29,000,000,000.00
530	ATENCIÓN, CONTROL Y ORGAN. INSTITUC. APOYO A LA GES. D	62,558,950,566.21	0.00	62,558,950,566.21
530600	INTERSUBSECTORIAL TRANSPORTE	62,558,950,566.21	0.00	62,558,950,566.21
530600003	10 APY GES.EST.OBRAS COMPLEM.COMPRA PDIOS.CTOS CONCE:	39,835,159,363.00	0.00	39,835,159,363.00
530600003	20 APY GES.EST.OBRAS COMPLEM.COMPRA PDIOS.CTOS CONCE:	20,680,000,000.00	0.00	20,680,000,000.00
530600004	10 APOYO GEST. EDO. ASESORIAS Y CONSULTORIAS. CONTRAT. I	1,230,561,656.21	0.00	1,230,561,656.21
530600101	10 APOYO DOTACIÓN TÉC Y ADTIVO FORTALEC. INST. DEL INCO N	813,229,547.00	0.00	813,229,547.00
SUBTOTAL		153,968,950,566.21	0.00	153,968,950,566.21
TOTAL ACUMULADO:		153,968,950,566.21	0.00	153,968,950,566.21


 MARÍA CLARA GARRIDO GARRIDO
 SUBGERENTE ADTIVA Y FINANCIERA


 ELSA LILIANA LIÉVANO TORRES
 PROF. ESP. CON FUNCIONES DE JEFE DE PRESI


 NELCY JENITH MALDONADO BALLEÑ
 PROFESIONAL ESPECIALIZADO - TESORERA

INFORME DE LA APROPIACION PRESUPUESTAL DE EGRESOS

ENTIDAD: INSTITUTO NACIONAL DE CONCESIONES

MES REPORTADO SEPTIEMBRE

Page 1 of 4

SECCION: 2413

UNIDAD EJECUTORA: 00

VIGENCIA FISCAL: 2010

PINER050

REGIONAL: CONSOLIDADO.

11/10/2010

RECURSOS ADMINISTRADOS:				RECURSOS DE LA NACION:						
IDENTIFICACION PRESUPUESTAL			APROPIACION INICIAL (1)	MODIFICACIONES DEL MES (2)			TOTAL MODIFICACIONES MES (4)	TOTAL MODIFICACIONES ACUMULADAS (5)	APROPIACION DEFINITIVA (6)= (1) + (5)	
CODIGO	REC	CONCEPTO		TRASLADOS		REDUCCIONES				ADICIONES
				CONTRACRE.	CREDITOS					
1		GASTOS DE PERSONAL	6,035,000,000.00	32,661,720.00	32,661,720.00	0.00	0.00	0.00	88,951,000.00	6,123,951,000.00
10		GASTOS DE PERSONAL	6,035,000,000.00	32,661,720.00	32,661,720.00	0.00	0.00	0.00	88,951,000.00	6,123,951,000.00
101		SERVICIOS PERSONALES ASO	4,273,900,000.00	830,575.00	830,575.00	0.00	0.00	0.00	88,951,000.00	4,362,851,000.00
10101		SUELDOS DEL PERSONAL DE I	2,694,500,000.00	0.00	0.00	0.00	0.00	0.00	0.00	2,694,500,000.00
101011	20	SUELDOS	2,550,123,000.00	0.00	0.00	0.00	0.00	0.00	0.00	2,550,123,000.00
101012	20	SUELDO DE VACACIONES	128,886,000.00	0.00	0.00	0.00	0.00	0.00	0.00	128,886,000.00
101014	20	INCAPACIDADES Y LICENCIA D	15,491,000.00	0.00	0.00	0.00	0.00	0.00	0.00	15,491,000.00
10104		PRIMA TECNICA	656,000,000.00	0.00	0.00	0.00	0.00	0.00	0.00	656,000,000.00
101042	20	PRIMA TECNICA NO SALARIAL	656,000,000.00	0.00	0.00	0.00	0.00	0.00	0.00	656,000,000.00
10105		OTROS	625,000,000.00	830,575.00	830,575.00	0.00	0.00	0.00	0.00	625,000,000.00
1010502	20	BONIFICACION POR SERVICIOS	80,504,000.00	0.00	0.00	0.00	0.00	0.00	0.00	80,504,000.00
1010505	20	BONIFICACION ESPECIAL DE R	16,441,500.00	0.00	0.00	0.00	0.00	0.00	0.00	16,441,500.00
1010512	20	SUBSIDIO DE ALIMENTACION	3,945,000.00	0.00	622,623.00	0.00	0.00	622,623.00	622,623.00	4,567,623.00
1010513	20	AUXILIO DE TRANSPORTE	533,000.00	0.00	207,952.00	0.00	0.00	207,952.00	207,952.00	740,952.00
1010514	20	PRIMA DE SERVICIO	120,114,000.00	830,575.00	0.00	0.00	0.00	830,575.00	830,575.00	119,283,425.00
1010515	20	PRIMA DE VACACIONES	126,290,000.00	0.00	0.00	0.00	0.00	0.00	0.00	126,290,000.00
1010516	20	PRIMA DE NAVIDAD	247,931,500.00	0.00	0.00	0.00	0.00	0.00	0.00	247,931,500.00
1010592	20	BONIFICACION DE DIRECCION	29,241,000.00	0.00	0.00	0.00	0.00	0.00	0.00	29,241,000.00
10108	20	OTROS GASTOS PERSONALES	293,400,000.00	0.00	0.00	0.00	0.00	0.00	0.00	293,400,000.00
10109		HORAS EXTRAS,DIAS FESTIVO	5,000,000.00	0.00	0.00	0.00	0.00	0.00	88,951,000.00	93,951,000.00
101091	20	HORAS EXTRAS	5,000,000.00	0.00	0.00	0.00	0.00	0.00	27,430,000.00	32,430,000.00
101093	20	INDEMNIZACION POR VACACI	0.00	0.00	0.00	0.00	0.00	0.00	61,521,000.00	61,521,000.00
102		SERVICIOS PERSONALES INDII	683,000,000.00	0.00	0.00	0.00	0.00	0.00	0.00	683,000,000.00
10212	20	HONORARIOS	100,000,000.00	0.00	0.00	0.00	0.00	0.00	91,236,816.00	191,236,816.00
10214	20	REMUNERACION SERVICIOS TI	583,000,000.00	0.00	0.00	0.00	0.00	0.00	91,236,816.00	491,763,184.00
105		CONTRIBUCIONES INHERENTE	1,078,100,000.00	31,831,145.00	31,831,145.00	0.00	0.00	0.00	0.00	1,078,100,000.00
1051	20	ADMINISTRADAS POR EL SECT	567,929,495.00	24,776,363.00	0.00	0.00	0.00	24,776,363.00	36,676,363.00	531,253,132.00
1052	20	ADMINISTRADAS POR EL SECT	360,494,008.00	0.00	31,831,145.00	0.00	0.00	31,831,145.00	43,731,145.00	404,225,153.00
1056	20	APORTES AL ICBF	87,304,100.00	1,755,767.00	0.00	0.00	0.00	1,755,767.00	1,755,767.00	85,548,333.00
1057	20	APORTES AL SENA	16,219,706.00	5,299,015.00	0.00	0.00	0.00	5,299,015.00	34,685,673.00	50,905,379.00
1058	20	APORTES A LA ESAP	16,219,706.00	0.00	0.00	0.00	0.00	0.00	14,163,484.00	2,056,222.00
1059	20	APORTES A ESCUELAS INDUS	29,932,985.00	0.00	0.00	0.00	0.00	0.00	25,821,204.00	4,111,781.00
2		GASTOS GENERALES	1,766,600,000.00	0.00	0.00	0.00	0.00	0.00	517,049,000.00	2,283,649,000.00
20		GASTOS GENERALES	1,766,600,000.00	0.00	0.00	0.00	0.00	0.00	517,049,000.00	2,283,649,000.00
203		IMPUESTOS Y MULTAS	16,800,000.00	0.00	0.00	0.00	0.00	0.00	0.00	16,800,000.00
20350	20	IMPUESTOS Y CONTRIBUCIONI	16,800,000.00	0.00	0.00	0.00	0.00	0.00	0.00	16,800,000.00
204		ADQUISICION DE BIENES Y SEI	1,749,800,000.00	0.00	0.00	0.00	0.00	0.00	517,049,000.00	2,266,849,000.00
20401	20	COMPRA DE EQUIPO	272,761,098.00	0.00	0.00	0.00	0.00	0.00	15,060,000.00	287,821,098.00

INFORME DE LA APROPIACION PRESUPUESTAL DE EGRESOS

ENTIDAD: INSTITUTO NACIONAL DE CONCESIONES

MES REPORTADO SEPTIEMBRE

Page 2 of 4

SECCION: 2413

UNIDAD EJECUTORA: 00

VIGENCIA FISCAL: 2010

PINER050

REGIONAL: CONSOLIDADO.

11/10/2010

RECURSOS ADMINISTRADOS:				RECURSOS DE LA NACION:							
IDENTIFICACION PRESUPUESTAL			APROPIACION INICIAL (1)	MODIFICACIONES DEL MES (2)			TOTAL MODIFICACIONES MES (4)	TOTAL MODIFICACIONES ACUMULADAS (5)	APROPIACION DEFINITIVA (6)=(1) + (5)		
CODIGO	REC	CONCEPTO		TRASLADOS		REDUCCIONES				ADICIONES	
				CONTRACRE.	CREDITOS						
20402	20	ENSERES Y EQUIPOS DE OFICI	68,774,000.00	0.00	0.00	0.00	0.00	0.00	68,774,000.00		
20404	20	MATERIALES Y SUMINISTROS	145,595,792.00	0.00	0.00	0.00	0.00	10,040,000.00	155,635,792.00		
20405	20	MANTENIMIENTO	98,933,814.00	0.00	0.00	0.00	0.00	20,080,000.00	119,013,814.00		
20406	20	COMUNICACIONES Y TRANSP	79,516,800.00	0.00	0.00	0.00	0.00	50,200,000.00	129,716,800.00		
20407	20	IMPRESOS Y PUBLICACIONES	39,658,000.00	0.00	0.00	0.00	0.00	0.00	39,658,000.00		
20408	20	SERVICIOS PUBLICOS	363,648,800.00	0.00	0.00	0.00	0.00	55,400,000.00	419,048,800.00		
20409	20	SEGUROS	133,254,595.00	0.00	0.00	0.00	0.00	46,400,000.00	179,654,595.00		
20410	20	ARRENDAMIENTOS	15,060,000.00	0.00	0.00	0.00	0.00	0.00	15,060,000.00		
20411	20	VIATICOS Y GASTOS DE VIAJE	355,001,550.00	0.00	0.00	0.00	0.00	100,400,000.00	455,401,550.00		
20413	20	DEFENSA DE LA HACIENDA PU	13,863,232.00	0.00	0.00	0.00	0.00	88,745,568.00	102,608,800.00		
20414	20	GASTOS JUDICIALES	13,863,232.00	0.00	0.00	0.00	0.00	- 12,745,568.00	1,117,664.00		
20421	20	CAPACITACION, BIENESTAR SC	86,215,487.00	0.00	0.00	0.00	0.00	98,469,000.00	184,684,487.00		
20422	20	GASTOS FINANCIEROS	1,004,000.00	0.00	0.00	0.00	0.00	0.00	1,004,000.00		
20441	20	OTROS GASTOS POR ADQUISIC	62,649,600.00	0.00	0.00	0.00	0.00	45,000,000.00	107,649,600.00		
3		TRANSFERENCIAS CORRIENTE	4,725,118,574.00	0.00	0.00	0.00	0.00	- 606,000,000.00	4,119,118,574.00		
32		TRANSFERENCIAS AL SECTOR	1,472,218,574.00	0.00	0.00	0.00	0.00	0.00	1,472,218,574.00		
321		ORDEN NACIONAL	1,472,218,574.00	0.00	0.00	0.00	0.00	0.00	1,472,218,574.00		
3211	11	CUOTA DE AUDITAJE CONTRAI	1,298,345,000.00	0.00	0.00	0.00	0.00	0.00	1,298,345,000.00		
3211	20	CUOTA DE AUDITAJE CONTRAI	173,873,574.00	0.00	0.00	0.00	0.00	0.00	173,873,574.00		
36		OTRAS TRANSFERENCIAS	3,252,900,000.00	0.00	0.00	0.00	0.00	- 606,000,000.00	2,646,900,000.00		
363		DESTINATARIOS DE OTRAS TR	3,252,900,000.00	0.00	0.00	0.00	0.00	- 606,000,000.00	2,646,900,000.00		
36326	20	PROV. GTOS INSTIT. Y/O SECT.	3,252,900,000.00	0.00	0.00	0.00	0.00	- 606,000,000.00	2,646,900,000.00		
7		SERVICIO DE LA DEUDA INTER	127,559,000,000.00	0.00	0.00	0.00	0.00	0.00	127,559,000,000.00		
71		AMORTIZACIÓN DEUDA PÚBLIC	127,559,000,000.00	0.00	0.00	0.00	0.00	0.00	127,559,000,000.00		
711	11	NACIÓN	127,559,000,000.00	0.00	0.00	0.00	0.00	0.00	127,559,000,000.00		
113		MEJORAMIENTO Y MANTENIM.	511,022,928,546.00	0.00	0.00	0.00	0.00	0.00	511,022,928,546.00		
113600		INTERSUBSECTORIAL TRANSP	273,564,320,000.00	0.00	0.00	0.00	0.00	0.00	273,564,320,000.00		
113600125	11	MEJORAMIENTO APOYO ESTA	273,564,320,000.00	0.00	0.00	0.00	0.00	0.00	273,564,320,000.00		
113601		RED TRONCAL NACIONAL	36,795,637,450.00	0.00	0.00	0.00	0.00	0.00	36,795,637,450.00		
1136011	11	MEJORAMIENTO CONSTRUCCI	34,305,000,000.00	0.00	0.00	0.00	0.00	0.00	34,305,000,000.00		
1136011	20	MEJORAMIENTO CONSTRUCCI	2,490,637,450.00	0.00	0.00	0.00	0.00	0.00	2,490,637,450.00		
113605		TRANSPORTE FÉRREO	200,662,971,096.00	0.00	0.00	0.00	0.00	0.00	200,662,971,096.00		
11360507	21	REHABILITACIÓN VÍAS FÉRREA	60,874,890,420.00	0.00	0.00	0.00	0.00	0.00	60,874,890,420.00		
11360510	20	MEJORAMIENTO DEL SISTEMA	101,535,785,596.00	0.00	0.00	0.00	0.00	0.00	101,535,785,596.00		
11360510	21	MEJORAMIENTO DEL SISTEMA	38,252,295,080.00	0.00	0.00	0.00	0.00	0.00	38,252,295,080.00		
530		ATENCIÓN, CONTROL Y ORGA	316,676,071,454.00	1286,079,416.00	1286,079,416.00	0.00	0.00	20,099,725,636.00	336,775,797,090.00		
530600		INTERSUBSECTORIAL TRANSP	316,676,071,454.00	1286,079,416.00	1286,079,416.00	0.00	0.00	20,099,725,636.00	336,775,797,090.00		
530600003	11	APY GES. EST. OBRAS COMPLE	283,067,000,000.00	193,944,386.00	0.00	0.00	0.00	- 193,944,386.00	282,873,055,614.00		


INFORME DE LA APROPIACION PRESUPUESTAL DE EGRESOS


ENTIDAD: INSTITUTO NACIONAL DE CONCESIONES
 SECCION: 2413 UNIDAD EJECUTORA: 00


MES REPORTADO SEPTIEMBRE
 VIGENCIA FISCAL: 2010
 REGIONAL: CONSOLIDADO.

Page 3 of 4
 PINER050
 11/10/2010

RECURSOS ADMINISTRADOS:				RECURSOS DE LA NACION:						
IDENTIFICACION PRESUPUESTAL			APROPIACION INICIAL (1)	MODIFICACIONES DEL MES (2)			TOTAL MODIFICACIONES MES (4)	TOTAL MODIFICACIONES ACUMULADAS (5)	APROPIACION DEFINITIVA (6)= (1) + (5)	
CODIGO	REC	CONCEPTO		TRASLADOS		REDUCCIONES				ADICIONES
				CONTRACRE.	CREDITOS					
530600003	20	APY GES.EST.OBRAS COMPLEI	25,912,416,531.00	806,055,614.00	0.00	0.00	0.00	- 806,055,614.00	18,914,173,604.00	44,826,590,135.00
530600004	11	APOYO GEST. EDO. ASESORIA	1,572,680,000.00	0.00	0.00	0.00	0.00	0.00	0.00	1,572,680,000.00
530600004	20	APOYO GEST. EDO. ASESORIA	356,766,777.00	286,079,416.00	0.00	0.00	0.00	- 286,079,416.00	- 286,079,416.00	70,687,361.00
530600004	25	APOYO GEST. EDO. ASESORIA	0.00	0.00	0.00	0.00	0.00	0.00	379,496,418.00	379,496,418.00
530600101	11	APOYO DOTACIÓN TÉC Y ADTI	0.00	0.00	193,944,386.00	0.00	0.00	193,944,386.00	193,944,386.00	193,944,386.00
530600101	20	APOYO DOTACIÓN TÉC Y ADTI	5,767,208,146.00	0.00	1,092,135,030.00	0.00	0.00	1,092,135,030.00	1,092,135,030.00	6,859,343,176.00
SUB TOTAL:			967,784,718,574.00	1,318,741,136.00	1,318,741,136.00	0.00	0.00	0.00	20,099,725,636.00	987,884,444,210.00
TOTAL PRESUPUESTO:			967,784,718,574.00	1,318,741,136.00	1,318,741,136.00	0.00	0.00	0.00	20,099,725,636.00	987,884,444,210.00


 MARÍA CLARA GARRIDO GARRIDO
 SUBGERENTE ADTIVA Y FINANCIERA


 NELCY JEMTH MALDONADO BALLEEN
 PROFESIONAL ESPECIALIZADO - TESORERA


 ELSA LILIANA LIÉVANO TORRES
 PROF. ESP. CON FUNCIONES DE JEFE DE PRESUPUE