

**INFORME MENSUAL DE EJECUCION DEL PRESUPUESTO DE GASTOS
APROPIACIONES DE LA VIGENCIA**

AGENCIA NACIONAL DE INFRAESTRUCTURA

SECCION: 2413 UNIDAD EJECUTORA: 00

MES: JUNIO

VIGENCIA FISCAL: 2011

RECURSOS ADMINISTRADOS:									RECURSOS DE LA NACION:	
CODIFICACION PRESUPUESTAL	DESCRIPCION	APROPIACION VIGENTE	CERTIFICADOS DEL MES	CERTIFICADOS ACUMULADOS	COMPROMISOS MES	COMPROMISOS ACUMULADOS	OBLIGACIONES MES	OBLIGACIONES ACUMULADAS	PAGOS DEL MES	TOTAL PAGOS ACUMULADOS
1	2	3	4	5	6	7	8	9	10	11
1	GASTOS DE PERSONAL	6,440,300,000.00	0.00	5,607,279,722.00	364,438,017.00	2,116,891,443.00	450,726,795.00	2,108,532,222.00	386,141,195.00	2,043,946,622.00
10	GASTOS DE PERSONAL	6,440,300,000.00	0.00	5,607,279,722.00	364,438,017.00	2,116,891,443.00	450,726,795.00	2,108,532,222.00	386,141,195.00	2,043,946,622.00
101	SERVICIOS PERSONALES ASOCIA	4,531,400,000.00	0.00	4,363,700,000.00	281,918,040.00	1,625,033,092.00	281,918,040.00	1,625,033,092.00	281,918,040.00	1,625,033,092.00
10101	SUELDOS DEL PERSONAL DE NOI	2,873,800,000.00	0.00	2,873,800,000.00	203,830,108.00	1,178,216,881.00	203,830,108.00	1,178,216,881.00	203,830,108.00	1,178,216,881.00
101011	20 SUELDOS	2,781,390,614.00	0.00	2,781,390,614.00	199,069,746.00	1,136,505,338.00	199,069,746.00	1,136,505,338.00	199,069,746.00	1,136,505,338.00
101012	20 SUELDO DE VACACIONES	83,409,386.00	0.00	83,409,386.00	4,760,362.00	39,550,572.00	4,760,362.00	39,550,572.00	4,760,362.00	39,550,572.00
101014	20 INCAPACIDADES Y LICENCIA DE M	9,000,000.00	0.00	9,000,000.00	0.00	2,160,971.00	0.00	2,160,971.00	0.00	2,160,971.00
10104	PRIMA TECNICA	797,939,000.00	0.00	797,939,000.00	51,515,114.00	291,366,193.00	51,515,114.00	291,366,193.00	51,515,114.00	291,366,193.00
101042	20 PRIMA TECNICA NO SALARIAL	797,939,000.00	0.00	797,939,000.00	51,515,114.00	291,366,193.00	51,515,114.00	291,366,193.00	51,515,114.00	291,366,193.00
10105	OTROS	655,300,000.00	0.00	655,300,000.00	24,016,457.00	141,679,928.00	24,016,457.00	141,679,928.00	24,016,457.00	141,679,928.00
1010502	20 BONIFICACION POR SERVICIOS PI	87,955,304.00	0.00	87,955,304.00	5,197,434.00	33,209,270.00	5,197,434.00	33,209,270.00	5,197,434.00	33,209,270.00
1010505	20 BONIFICACION ESPECIAL DE REC	16,506,769.00	0.00	16,506,769.00	396,572.00	7,155,775.00	396,572.00	7,155,775.00	396,572.00	7,155,775.00
1010512	20 SUBSIDIO DE ALIMENTACION	4,160,772.00	0.00	4,160,772.00	351,565.00	2,136,324.00	351,565.00	2,136,324.00	351,565.00	2,136,324.00
1010513	20 AUXILIO DE TRANSPORTE	4,220,776.00	0.00	4,220,776.00	63,600.00	1,310,160.00	63,600.00	1,310,160.00	63,600.00	1,310,160.00
1010514	20 PRIMA DE SERVICIO	120,535,816.00	0.00	120,535,816.00	0.00	13,476,803.00	0.00	13,476,803.00	0.00	13,476,803.00
1010515	20 PRIMA DE VACACIONES	125,855,208.00	0.00	125,855,208.00	3,213,478.00	58,753,038.00	3,213,478.00	58,753,038.00	3,213,478.00	58,753,038.00
1010516	20 PRIMA DE NAVIDAD	266,414,646.00	0.00	266,414,646.00	0.00	10,844,750.00	0.00	10,844,750.00	0.00	10,844,750.00
1010592	20 BONIFICACION DE DIRECCION	29,650,709.00	0.00	29,650,709.00	14,793,808.00	14,793,808.00	14,793,808.00	14,793,808.00	14,793,808.00	14,793,808.00
10108	20 OTROS GASTOS PERSONALES(DI	167,700,000.00	0.00	0.00	0.00	0.00	0.00	0.00	0.00	0.00
10109	HORAS EXTRAS, DIAS FESTIVOS E	36,661,000.00	0.00	36,661,000.00	2,556,361.00	13,770,090.00	2,556,361.00	13,770,090.00	2,556,361.00	13,770,090.00
101091	20 HORAS EXTRAS	36,661,000.00	0.00	36,661,000.00	2,556,361.00	13,770,090.00	2,556,361.00	13,770,090.00	2,556,361.00	13,770,090.00
101093	20 INDEMNIZACION POR VACACIONE	0.00	0.00	0.00	0.00	0.00	0.00	0.00	0.00	0.00
102	SERVICIOS PERSONALES INDIRECTOS	683,000,000.00	0.00	17,679,722.00	0.00	14,958,606.00	1,319,877.00	6,599,385.00	1,319,877.00	6,599,385.00
10212	20 HONORARIOS	500,000,000.00	0.00	1,992,032.00	0.00	0.00	0.00	0.00	0.00	0.00
10214	20 REMUNERACION SERVICIOS TECI	183,000,000.00	0.00	15,687,690.00	0.00	14,958,606.00	1,319,877.00	6,599,385.00	1,319,877.00	6,599,385.00
105	CONTRIBUCIONES INHERENTES A	1,225,900,000.00	0.00	1,225,900,000.00	82,519,977.00	476,899,745.00	167,488,878.00	476,899,745.00	102,903,278.00	412,314,145.00
1051	ADMINISTRADAS POR EL SECTOR	628,425,894.00	0.00	628,425,894.00	42,264,500.00	245,706,440.00	83,308,900.00	245,706,440.00	41,044,400.00	203,441,940.00
10511	20 CAJAS DE COMPENSACION PRIVA	131,846,842.00	0.00	131,846,842.00	8,477,600.00	49,018,440.00	17,228,300.00	49,018,440.00	8,750,700.00	40,540,840.00
10513	20 FONDOS ADMINISTRADORES DE F	254,467,319.00	0.00	254,467,319.00	15,384,400.00	92,612,800.00	30,316,000.00	92,612,800.00	14,931,600.00	77,228,400.00
10514	20 EMPRESAS PRIVADAS PROMOTOI	242,111,733.00	0.00	242,111,733.00	18,402,500.00	104,075,200.00	35,764,600.00	104,075,200.00	17,362,100.00	85,672,700.00
1052	ADMINISTRADAS POR EL SECTOR	429,908,525.00	0.00	429,908,525.00	29,659,777.00	169,924,085.00	62,647,178.00	169,924,085.00	50,921,778.00	158,198,685.00
10522	20 FONDO NACIONAL DEL AHORRO	302,584,205.00	0.00	302,584,205.00	17,934,377.00	109,214,185.00	40,276,178.00	109,214,185.00	40,276,178.00	109,214,185.00
10523	20 FONDOS ADMINISTRADORES DE F	111,200,279.00	0.00	111,200,279.00	10,595,500.00	54,319,800.00	20,175,000.00	54,319,800.00	9,579,500.00	43,724,300.00
10527	20 ADMINISTRADORAS PUBLICAS DE	16,124,041.00	0.00	16,124,041.00	1,129,900.00	6,390,100.00	2,196,000.00	6,390,100.00	1,066,100.00	5,260,200.00
1056	20 APORTES AL ICBF	100,486,403.00	0.00	100,486,403.00	6,357,200.00	36,761,060.00	12,919,100.00	36,761,060.00	6,561,900.00	30,403,860.00
1057	20 APORTES AL SENA	67,079,178.00	0.00	67,079,178.00	4,238,500.00	24,508,160.00	8,613,700.00	24,508,160.00	4,375,200.00	20,269,660.00
	GASTOS GENERALES	1,766,600,000.00	48,986,192.17	1,152,159,559.17	20,643,342.17	1,059,049,881.99	105,814,551.17	494,357,557.99	105,814,551.17	494,335,570.40

**INFORME MENSUAL DE EJECUCION DEL PRESUPUESTO DE GASTOS
APROPIACIONES DE LA VIGENCIA**

AGENCIA NACIONAL DE INFRAESTRUCTURA

SECCION: 2413 UNIDAD EJECUTORA: 00

MES: JUNIO

VIGENCIA FISCAL: 2011

RECURSOS ADMINISTRADOS:								RECURSOS DE LA NACION:			
CODIFICACION PRESUPUESTAL	DESCRIPCION	APROPIACION VIGENTE	CERTIFICADOS DEL MES	CERTIFICADOS ACUMULADOS	COMPROMISOS MES	COMPROMISOS ACUMULADOS	OBLIGACIONES MES	OBLIGACIONES ACUMULADAS	PAGOS DEL MES	TOTAL PAGOS ACUMULADOS	
1	2	3	4	5	6	7	8	9	10	11	
20	GASTOS GENERALES	1,766,600,000.00	48,986,192.17	1,152,159,559.17	20,643,342.17	1,059,049,881.99	105,814,551.17	494,357,557.99	105,814,551.17	494,335,570.40	
203	IMPUESTOS Y MULTAS	16,800,000.00	0.00	1,044,932.00	0.00	978,000.00	0.00	978,000.00	0.00	978,000.00	
20350	IMPUESTOS Y CONTRIBUCIONES	16,800,000.00	0.00	1,044,932.00	0.00	978,000.00	0.00	978,000.00	0.00	978,000.00	
2035002	IMPUESTO DE VEHICULO	4,206,554.00	0.00	994,759.00	0.00	978,000.00	0.00	978,000.00	0.00	978,000.00	
2035003	IMPUESTO PREDIAL	12,593,446.00	0.00	50,173.00	0.00	0.00	0.00	0.00	0.00	0.00	
204	ADQUISICION DE BIENES Y SERVI	1,749,800,000.00	48,986,192.17	1,151,114,627.17	20,643,342.17	1,058,071,881.99	105,814,551.17	493,379,557.99	105,814,551.17	493,357,570.40	
20401	COMPRA DE EQUIPO	42,867,028.00	0.00	1,472,305.00	0.00	1,301,520.00	0.00	1,301,520.00	0.00	1,301,520.00	
2040104	AUDIOVISUALES Y ACCESORIOS	502,642.00	0.00	2,003.00	0.00	0.00	0.00	0.00	0.00	0.00	
2040106	EQUIPO DE SISTEMAS	22,831,472.00	0.00	90,962.00	0.00	0.00	0.00	0.00	0.00	0.00	
2040108	SOFTWARE	19,532,914.00	0.00	1,379,340.00	0.00	1,301,520.00	0.00	1,301,520.00	0.00	1,301,520.00	
2040125	OTRAS COMPRAS DE EQUIPOS	0.00	0.00	0.00	0.00	0.00	0.00	0.00	0.00	0.00	
20402	ENSERES Y EQUIPOS DE OFICIN	17,108,000.00	0.00	88,159.00	0.00	0.00	0.00	0.00	0.00	0.00	
204021	EQUIPOS Y MAQUINAS PARA OFIC	2,510,000.00	0.00	10,000.00	0.00	0.00	0.00	0.00	0.00	0.00	
204022	MOBILIARIO Y ENSERES	14,598,000.00	0.00	58,159.00	0.00	0.00	0.00	0.00	0.00	0.00	
20404	MATERIALES Y SUMINISTROS	182,698,924.00	0.00	117,860,155.00	0.00	112,150,000.00	15,294,500.00	66,945,478.00	15,294,500.00	66,945,478.00	
2040401	COMBUSTIBLES Y LUBRICANTES	66,264,024.00	0.00	51,564,000.00	0.00	51,300,000.00	15,000,000.00	36,300,000.00	15,000,000.00	36,300,000.00	
2040402	DOTACION	7,984,621.00	0.00	31,811.00	0.00	0.00	0.00	0.00	0.00	0.00	
2040406	LLANTAS Y ACCESORIOS	6,024,000.00	0.00	24,000.00	0.00	0.00	0.00	0.00	0.00	0.00	
2040409	MATERIALES DE CONSTRUCCION	1,004,000.00	0.00	4,000.00	0.00	0.00	0.00	0.00	0.00	0.00	
2040413	MEDICAMENTOS Y PRODUCTOS F	246,110.00	0.00	981.00	0.00	0.00	0.00	0.00	0.00	0.00	
2040415	PAPELERIA, UTILES DE ESCRITOR	64,240,007.00	0.00	50,455,936.00	0.00	50,200,000.00	0.00	22,331,836.00	0.00	22,331,836.00	
2040417	PRODUCTOS DE ASEO Y LIMPIEZ	1,515,913.00	0.00	1,506,039.00	0.00	1,500,000.00	0.00	441,444.00	0.00	441,444.00	
2040418	PRODUCTOS DE CAFETERIA Y RE	20,717,267.00	0.00	6,414,810.00	0.00	6,400,000.00	0.00	5,620,698.00	0.00	5,620,698.00	
2040420	REPUESTOS	9,901,921.00	0.00	5,239,450.00	0.00	200,000.00	0.00	200,000.00	0.00	200,000.00	
2040421	UTENSILIOS DE CAFETERIA	1,167,384.00	0.00	104,651.00	0.00	100,000.00	0.00	0.00	0.00	0.00	
2040423	OTROS MATERIALES Y SUMINIST	3,633,677.00	0.00	2,514,477.00	0.00	2,450,000.00	294,500.00	2,051,500.00	294,500.00	2,051,500.00	
20405	MANTENIMIENTO	136,754,204.00	0.00	80,514,838.00	0.00	64,970,000.00	8,392,600.00	37,068,680.00	8,392,600.00	37,068,680.00	
2040501	MANTENIMIENTO DE BIENES INML	5,020,000.00	0.00	20,000.00	0.00	0.00	0.00	0.00	0.00	0.00	
2040502	MANTENIMIENTO DE BIENES MUE	17,948,888.00	0.00	671,510.00	0.00	600,000.00	0.00	600,000.00	0.00	600,000.00	
2040505	MANTENIMIENTO DE EQUIPO DE C	36,875,646.00	0.00	15,446,915.00	0.00	300,000.00	0.00	300,000.00	0.00	300,000.00	
2040506	MANTENIMIENTO DE EQUIPO DE P	50,754,564.00	0.00	45,502,210.00	0.00	45,300,001.00	8,392,600.00	28,630,681.00	8,392,600.00	28,630,681.00	
2040512	MANTENIMIENTO DE OTROS BIEN	50,199.00	0.00	50,199.00	0.00	49,999.00	0.00	49,999.00	0.00	49,999.00	
2040513	MANTENIMIENTO DE SOFTWARE	26,104,909.00	0.00	18,824,004.00	0.00	18,720,000.00	0.00	7,488,000.00	0.00	7,488,000.00	
20406	COMUNICACIONES Y TRANSPORT	129,265,000.00	0.00	127,515,000.00	0.00	126,999,700.00	9,480,848.00	39,877,793.00	9,480,848.00	39,877,793.00	
204062	CORREO	88,101,000.00	0.00	88,001,000.00	0.00	87,650,000.00	9,262,200.00	31,237,765.00	9,262,200.00	31,237,765.00	
204065	SERVICIO DE TRANSMISION DE IN	40,160,000.00	0.00	39,160,000.00	0.00	38,999,700.00	218,648.00	8,290,028.00	218,648.00	8,290,028.00	
204067	TRANSPORTE	1,004,000.00	0.00	354,000.00	0.00	350,000.00	0.00	350,000.00	0.00	350,000.00	

**INFORME MENSUAL DE EJECUCION DEL PRESUPUESTO DE GASTOS
APROPIACIONES DE LA VIGENCIA**

AGENCIA NACIONAL DE INFRAESTRUCTURA

SECCION: 2413 UNIDAD EJECUTORA: 00

MES: JUNIO

VIGENCIA FISCAL: 2011

RECURSOS ADMINISTRADOS:		RECURSOS DE LA NACION:								
CODIFICACION PRESUPUESTAL	DESCRIPCION	APROPIACION VIGENTE	CERTIFICADOS DEL MES	CERTIFICADOS ACUMULADOS	COMPROMISOS MES	COMPROMISOS ACUMULADOS	OBLIGACIONES MES	OBLIGACIONES ACUMULADAS	PAGOS DEL MES	TOTAL PAGOS ACUMULADOS
1	2	3	4	5	6	7	8	9	10	11
20407	IMPRESOS Y PUBLICACIONES	36,778,201.00	527,100.00	13,788,627.00	527,100.00	13,352,100.00	527,100.00	9,042,294.00	527,100.00	9,042,294.00
204073	20 EDICION DE LIBROS,REVISTAS,ES	5,020,000.00	0.00	5,020,000.00	0.00	5,000,000.00	0.00	1,988,794.00	0.00	1,988,794.00
204075	20 SUSCRIPCIONES	20,413,000.00	0.00	5,596,327.00	0.00	5,225,000.00	0.00	5,225,000.00	0.00	5,225,000.00
204076	20 OTROS GASTOS POR IMPRESOS	11,345,201.00	527,100.00	3,172,300.00	527,100.00	3,127,100.00	527,100.00	1,828,500.00	527,100.00	1,828,500.00
20408	SERVICIOS PUBLICOS	388,449,984.00	0.00	382,247,610.00	2,166,248.00	377,238,477.23	31,500,018.00	166,983,227.23	31,500,018.00	166,983,227.23
204081	20 ACUEDUCTO,ALCANTARILLADO Y	702,800.00	0.00	502,800.00	169,740.00	201,250.00	169,740.00	201,250.00	169,740.00	201,250.00
204082	20 ENERGIA	351,400,000.00	0.00	351,400,000.00	0.00	350,000,000.00	27,349,380.00	153,430,360.00	27,349,380.00	153,430,360.00
204085	20 TELEFONIA MOVIL CELULAR	16,064,000.00	0.00	10,064,000.00	1,996,508.00	7,721,617.23	1,996,508.00	7,721,617.23	1,996,508.00	7,721,617.23
204086	20 TELEFONO, FAX Y OTROS	20,283,184.00	0.00	20,280,810.00	0.00	19,315,610.00	1,984,390.00	5,630,000.00	1,984,390.00	5,630,000.00
20409	SEGUROS	46,094,678.00	0.00	28,975,508.00	0.00	28,513,730.00	0.00	28,513,729.00	0.00	28,513,729.00
2040905	20 SEGURO DE INFIDELIDAD Y RIESC	4,406,182.00	0.00	260,582.00	0.00	0.00	0.00	0.00	0.00	0.00
2040911	20 SEGUROS GENERALES	41,022,758.00	0.00	28,587,530.00	0.00	28,513,730.00	0.00	28,513,729.00	0.00	28,513,729.00
2040913	20 OTROS SEGUROS	665,738.00	0.00	127,396.00	0.00	0.00	0.00	0.00	0.00	0.00
20410	ARRENDAMIENTOS	50,040,000.00	5,000,000.00	15,040,000.00	0.00	10,000,000.00	0.00	6,368,786.00	0.00	6,368,786.00
204101	20 ARRENDAMIENTO DE BIENES MUI	50,040,000.00	5,000,000.00	15,040,000.00	0.00	10,000,000.00	0.00	6,368,786.00	0.00	6,368,786.00
20411	VIATICOS Y GASTOS DE VIAJE	303,177,035.00	17,005,492.17	161,246,983.17	17,414,394.17	141,433,874.17	31,115,199.17	95,377,049.17	31,115,199.17	95,377,049.17
204111	20 VIATICOS Y GASTOS DE VIAJE AL	61,264,398.00	0.00	49,750,805.00	408,902.00	36,889,122.00	3,838,531.00	9,318,751.00	3,838,531.00	9,318,751.00
204112	20 VIATICOS Y GASTOS DE VIAJE AL	241,912,637.00	17,005,492.17	111,496,178.17	17,005,492.17	104,544,752.17	27,276,668.17	86,058,298.17	27,276,668.17	86,058,298.17
20414	20 GASTOS JUDICIALES	100,434,827.00	0.00	752,632.00	0.00	352,493.00	0.00	352,493.00	0.00	352,493.00
20421	CAPACITACION,BIENESTAR SOCIA	184,684,919.00	26,453,600.00	155,446,396.00	535,600.00	116,588,000.00	188,900.00	18,967,113.00	188,900.00	18,967,113.00
204213	20 ELEMENTOS PARA ESTIMULOS	11,647,005.00	0.00	11,046,402.00	0.00	0.00	0.00	0.00	0.00	0.00
204214	20 SERVICIOS DE BIENESTAR SOCIA	130,221,080.00	0.00	117,557,000.00	0.00	116,052,400.00	188,900.00	18,967,113.00	188,900.00	18,967,113.00
204215	20 SERVICIOS DE CAPACITACION	42,816,834.00	26,453,600.00	26,842,994.00	535,600.00	535,600.00	0.00	0.00	0.00	0.00
20422	GASTOS FINANCIEROS	514,771.00	0.00	514,771.00	0.00	21,987.59	0.00	21,987.59	0.00	0.00
204221	20 COMISIONES BANCARIAS	514,771.00	0.00	514,771.00	0.00	21,987.59	0.00	21,987.59	0.00	0.00
20441	OTROS GASTOS POR ADQUISICIO	130,932,429.00	0.00	65,671,643.00	0.00	65,150,000.00	9,315,386.00	22,559,408.00	9,315,386.00	22,559,408.00
2044113	20 OTROS GASTOS POR ADQUISICIO	130,932,429.00	0.00	65,671,643.00	0.00	65,150,000.00	9,315,386.00	22,559,408.00	9,315,386.00	22,559,408.00
3	TRANSFERENCIAS CORRIENTES	4,940,400,000.00	0.00	0.00	0.00	0.00	0.00	0.00	0.00	0.00
32	TRANSFERENCIAS AL SECTOR PU	1,516,400,000.00	0.00	0.00	0.00	0.00	0.00	0.00	0.00	0.00
321	ORDEN NACIONAL	1,516,400,000.00	0.00	0.00	0.00	0.00	0.00	0.00	0.00	0.00
3211	11 CUOTA DE AUDITAJE CONTRANA	1,337,300,000.00	0.00	0.00	0.00	0.00	0.00	0.00	0.00	0.00
3211	20 CUOTA DE AUDITAJE CONTRANA	179,100,000.00	0.00	0.00	0.00	0.00	0.00	0.00	0.00	0.00
36	OTRAS TRANSFERENCIAS	3,424,000,000.00	0.00	0.00	0.00	0.00	0.00	0.00	0.00	0.00
361	SENTENCIAS Y CONCILIACIONES	0.00	0.00	0.00	0.00	0.00	0.00	0.00	0.00	0.00
3611	20 SENTENCIAS Y CONCILIACIONES	0.00	0.00	0.00	0.00	0.00	0.00	0.00	0.00	0.00
383	DESTINATARIOS DE OTRAS TRAN	3,424,000,000.00	0.00	0.00	0.00	0.00	0.00	0.00	0.00	0.00
38326	20 PROV. GTOS INSTIT. Y/O SECT. C	3,424,000,000.00	0.00	0.00	0.00	0.00	0.00	0.00	0.00	0.00

**INFORME MENSUAL DE EJECUCION DEL PRESUPUESTO DE GASTOS
APROPIACIONES DE LA VIGENCIA**

AGENCIA NACIONAL DE INFRAESTRUCTURA

SECCION: 2413 UNIDAD EJECUTORA: 00

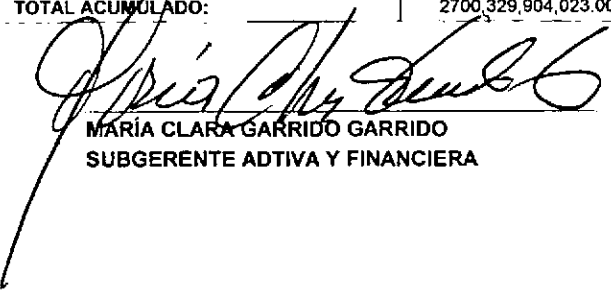
MES: JUNIO

VIGENCIA FISCAL: 2011

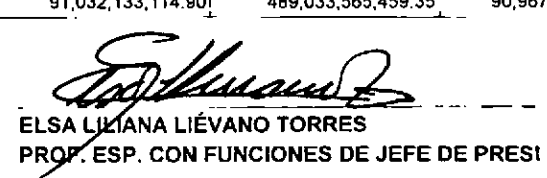
RECURSOS ADMINISTRADOS:

RECURSOS DE LA NACION:

CODIFICACION PRESUPUESTAL	DESCRIPCION	APROPIACION VIGENTE	CERTIFICADOS DEL MES	CERTIFICADOS ACUMULADOS	COMPROMISOS MES	COMPROMISOS ACUMULADOS	OBLIGACIONES MES	OBLIGACIONES ACUMULADAS	PAGOS DEL MES	TOTAL PAGOS ACUMULADOS
1	2	3	4	5	6	7	8	9	10	11
7	SERVICIO DE LA DEUDA INTERNA	293,266,000,000.00	137,455,572,431.50	253,223,747,036.50	137,455,572,431.50	253,223,747,036.50	29,101,120,000.00	115,768,174,605.00	29,101,120,000.00	115,768,174,605.00
71	AMORTIZACIÓN DEUDA PÚBLICA I	293,266,000,000.00	137,455,572,431.50	253,223,747,036.50	137,455,572,431.50	253,223,747,036.50	29,101,120,000.00	115,768,174,605.00	29,101,120,000.00	115,768,174,605.00
711	11 NACIÓN	293,266,000,000.00	137,455,572,431.50	253,223,747,036.50	137,455,572,431.50	253,223,747,036.50	29,101,120,000.00	115,768,174,605.00	29,101,120,000.00	115,768,174,605.00
113	MEJORAMIENTO Y MANTENIM. INF	1713,418,428,806.00	0.00	1698,153,335,054.00	0.00	1690,162,645,198.00	17,587,261,655.00	73,994,440,385.63	17,587,261,655.00	73,994,440,385.63
113600	INTERSUBSECTORIAL TRANSPOR	1012,136,100,000.00	0.00	1012,136,100,000.00	0.00	1012,136,100,000.00	17,587,261,655.00	59,893,662,622.63	17,587,261,655.00	59,893,662,622.63
113600125	11 MEJORAMIENTO APOYO ESTATAL	166,700,000,000.00	0.00	166,700,000,000.00	0.00	166,700,000,000.00	17,587,261,655.00	45,587,261,655.00	17,587,261,655.00	45,587,261,655.00
113600128	11 MEJOR. APOYO ESTATAL PROJ. C	845,436,100,000.00	0.00	845,436,100,000.00	0.00	845,436,100,000.00	0.00	14,306,400,967.63	0.00	14,306,400,967.63
113601	RED TRONCAL NACIONAL	644,150,000,000.00	0.00	644,150,000,000.00	0.00	644,030,000,000.00	0.00	0.00	0.00	0.00
1136013	20 MEJORAMIENTO AUTOPISTA BOG	30,120,000,000.00	0.00	30,120,000,000.00	0.00	30,000,000,000.00	0.00	0.00	0.00	0.00
1136013	11 MEJORAMIENTO AUTOPISTA BOG	130,063,000,000.00	0.00	130,063,000,000.00	0.00	130,063,000,000.00	0.00	0.00	0.00	0.00
1136015	11 MEJORAMIENTO TRANSVERSAL C	483,967,000,000.00	0.00	483,967,000,000.00	0.00	483,967,000,000.00	0.00	0.00	0.00	0.00
113605	TRANSPORTE FÉRREO	57,132,328,806.00	0.00	41,867,235,054.00	0.00	33,996,545,198.00	0.00	14,100,777,763.00	0.00	14,100,777,763.00
11360507	20 REHABILITACIÓN VÍAS FÉRREAS I	16,767,235,054.00	0.00	16,767,235,054.00	0.00	9,688,707,603.00	0.00	4,100,777,763.00	0.00	4,100,777,763.00
11360507	21 REHABILITACIÓN VÍAS FÉRREAS I	25,100,000,000.00	0.00	25,100,000,000.00	0.00	24,307,837,595.00	0.00	10,000,000,000.00	0.00	10,000,000,000.00
11360510	21 MEJORAMIENTO DEL SISTEMA FE	14,491,700,000.00	0.00	0.00	0.00	0.00	0.00	0.00	0.00	0.00
11360510	20 MEJORAMIENTO DEL SISTEMA FE	773,393,752.00	0.00	0.00	0.00	0.00	0.00	0.00	0.00	0.00
530	ATENCIÓN, CONTROL Y ORGAN. II	680,498,175,217.00	13,678,371,028.55	618,552,452,143.55	159,471,300,670.00	555,930,521,022.00	43,787,210,113.73	296,668,060,688.73	43,787,210,113.73	296,668,060,688.73
530600	INTERSUBSECTORIAL TRANSPOR	680,498,175,217.00	13,678,371,028.55	618,552,452,143.55	159,471,300,670.00	555,930,521,022.00	43,787,210,113.73	296,668,060,688.73	43,787,210,113.73	296,668,060,688.73
530600003	11 APY GES. EST. OBRAS COMPLEM. C	590,466,000,000.00	12,242,443,928.55	583,483,443,928.55	158,176,885,836.00	522,002,885,836.00	42,796,816,875.00	271,301,816,875.00	42,796,816,875.00	271,301,816,875.00
530600003	20 APY GES. EST. OBRAS COMPLEM. C	22,403,298,891.00	0.00	22,403,298,891.00	0.00	22,314,042,720.00	0.00	22,314,042,720.00	0.00	22,314,042,720.00
530600004	11 APOYO GEST. EDO. ASESORIAS Y	55,333,900,000.00	286,445,987.00	1,238,036,793.00	173,728,663.00	1,045,598,148.00	62,824,768.00	272,786,992.00	62,824,768.00	272,786,992.00
530600004	25 APOYO GEST. EDO. ASESORIAS Y	499,976,326.00	496,975,925.00	496,975,925.00	0.00	0.00	0.00	0.00	0.00	0.00
530600101	11 APOYO DOTACIÓN TÉC Y ADTIVO	5,855,000,000.00	644,693,259.00	4,993,101,118.00	1,127,462,242.00	4,676,879,978.00	347,184,335.00	348,032,965.00	347,184,335.00	348,032,965.00
530600101	20 APOYO DOTACIÓN TÉC Y ADTIVO	5,940,000,000.00	7,811,929.00	5,937,596,488.00	6,776,071.00	5,891,114,340.00	580,384,135.73	2,431,381,136.73	580,384,135.73	2,431,381,136.73
SUBTOTAL		2700,329,904,023.00	151,182,929,652.22	2576,688,973,515.22	297,311,954,460.67	2502,492,854,581.49	91,032,133,114.90	489,033,565,459.35	90,967,547,514.90	488,968,957,871.76
TOTAL ACUMULADO:		2700,329,904,023.00	151,182,929,652.22	2576,688,973,515.22	297,311,954,460.67	2502,492,854,581.49	91,032,133,114.90	489,033,565,459.35	90,967,547,514.90	488,968,957,871.76


MARÍA CLARA GARRIDO GARRIDO
SUBGERENTE ADTIVA Y FINANCIERA


JOSE DANIEL RUBIO VALENCIA
PROFESIONAL ESPECIALIZADO - TESORERÍA (E)


ELSA LILIANA LIÉVANO TORRES
PROF. ESP. CON FUNCIONES DE JEFE DE PRESI

**INFORME MENSUAL DE EJECUCION DEL PRESUPUESTO DE GASTOS
RESERVAS PRESUPUESTALES**

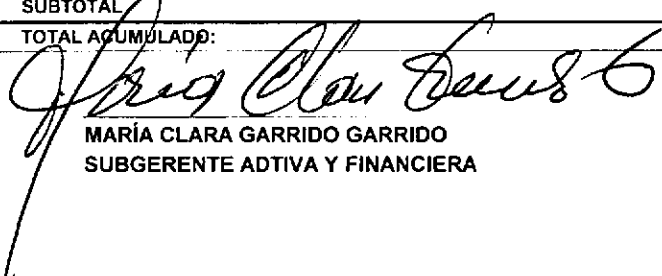
AGENCIA NACIONAL DE INFRAESTRUCTURA


SECCION: 2413 UNIDAD EJECUTORA: 00


MES: JUNIO

VIGENCIA FISCAL: 2011

RECURSOS ADMINISTRADOS:		RECURSOS DE LA NACION:					
CODIFICACION PRESUPUESTAL	DESCRIPCION	RESERVAS CONSTITUIDAS	OBLIGACIONES CAUSADAS MES	TOTAL OBLIGACIONES CAUSADAS	PAGOS DEL MES	TOTAL PAGOS ACUMULADOS	
1	2	3	4	5	6	7	
1	20	GASTOS DE PERSONAL	144,576,000.00	0.00	49,000,000.00	0.00	49,000,000.00
10	20	GASTOS DE PERSONAL	144,576,000.00	0.00	49,000,000.00	0.00	49,000,000.00
102	20	SERVICIOS PERSONALES INDIRECTOS	144,576,000.00	0.00	49,000,000.00	0.00	49,000,000.00
10212	20	HONORARIOS	139,556,000.00	0.00	49,000,000.00	0.00	49,000,000.00
10214	20	REMUNERACION SERVICIOS TECNICOS	5,020,000.00	0.00	0.00	0.00	0.00
2	20	GASTOS GENERALES	60,501,315.00	0.00	54,842,797.00	0.00	54,842,797.00
20	20	GASTOS GENERALES	60,501,315.00	0.00	54,842,797.00	0.00	54,842,797.00
204	20	ADQUISICION DE BIENES Y SERVICIOS	60,501,315.00	0.00	54,842,797.00	0.00	54,842,797.00
20401	20	COMPRA DE EQUIPO	1,456,804.00	0.00	1,451,000.00	0.00	1,451,000.00
20405	20	MANTENIMIENTO	7,813,847.00	0.00	7,782,716.00	0.00	7,782,716.00
20411	20	VIATICOS Y GASTOS DE VIAJE	42,827,184.00	0.00	37,239,081.00	0.00	37,239,081.00
20421	20	CAPACITACION, BIENESTAR SOCIAL Y ESTIMULOS	8,403,480.00	0.00	8,370,000.00	0.00	8,370,000.00
530	20	ATENCIÓN, CONTROL Y ORGAN. INSTITUC. APOYO A LA GES. D	765,683,659.54	128,051,156.00	258,549,552.24	128,051,156.00	258,549,552.24
530600	20	INTERSUBSECTORIAL TRANSPORTE	765,683,659.54	128,051,156.00	258,549,552.24	128,051,156.00	258,549,552.24
530600004	20	APOYO GEST. EDO. ASESORIAS Y CONSULTORIAS. CONTRAT. I	10,240,800.00	0.00	10,200,000.00	0.00	10,200,000.00
530600004	11	APOYO GEST. EDO. ASESORIAS Y CONSULTORIAS. CONTRAT. I	191,789,606.00	128,051,156.00	128,051,156.00	128,051,156.00	128,051,156.00
530600101	11	APOYO DOTACIÓN TÉCN Y ADTIVO FORTALEC. INST. DEL INCO N	193,944,386.00	0.00	0.00	0.00	0.00
530600101	20	APOYO DOTACIÓN TÉCN Y ADTIVO FORTALEC. INST. DEL INCO N	369,708,867.54	0.00	120,298,396.24	0.00	120,298,396.24
SUBTOTAL			970,760,974.54	128,051,156.00	362,392,349.24	128,051,156.00	362,392,349.24
TOTAL ACUMULADO:			970,760,974.54	128,051,156.00	362,392,349.24	128,051,156.00	362,392,349.24


MARÍA CLARA GARRIDO GARRIDO
 SUBGERENTE ADTIVA Y FINANCIERA


JOSÉ DANIEL RUBIO VALENCIA
 PROFESIONAL ESPECIALIZADO - TESORERÍA (E)


ELSA LILIANA LIEVANO TORRES
 PROF. ESP. CON FUNCIONES DE JEFE DE PRESI

**INFORME MENSUAL DE EJECUCION DEL PRESUPUESTO DE GASTOS
CUENTAS POR PAGAR**

AGENCIA NACIONAL DE INFRAESTRUCTURA


SECCION: 2413 UNIDAD EJECUTORA: 00


MES: JUNIO

VIGENCIA FISCAL: 2011

RECURSOS ADMINISTRADOS:		RECURSOS DE LA NACION:		
CODIFICACION PRESUPUESTAL	DESCRIPCION	CUENTAS POR PAGAR CONSTITUIDAS	PAGOS MES	TOTAL PAGOS ACUMULADOS
1	2	3	4	5
2	GASTOS GENERALES	11,646,400.00	0.00	11,600,000.00
20	GASTOS GENERALES	11,646,400.00	0.00	11,600,000.00
204	ADQUISICION DE BIENES Y SERVICIOS	11,646,400.00	0.00	11,600,000.00
20421	20 CAPACITACION, BIENESTAR SOCIAL Y ESTIMULOS	11,646,400.00	0.00	11,600,000.00
3	TRANSFERENCIAS CORRIENTES	2,843,790,001.00	0.00	2,832,460,160.00
36	OTRAS TRANSFERENCIAS	2,843,790,001.00	0.00	2,832,460,160.00
361	SENTENCIAS Y CONCILIACIONES	2,843,790,001.00	0.00	2,832,460,160.00
3611	20 SENTENCIAS Y CONCILIACIONES	2,843,790,001.00	0.00	2,832,460,160.00
113	MEJORAMIENTO Y MANTENIM. INFRAESTRUCTURA PROPIA DEI	107,632,391,667.14	99,144,902,238.00	107,632,391,667.14
113600	INTERSUBSECTORIAL TRANSPORTE	99,144,902,238.00	99,144,902,238.00	99,144,902,238.00
113600125	11 MEJORAMIENTO APOYO ESTATAL, NVOS. PROY. DE CONCESION	99,144,902,238.00	99,144,902,238.00	99,144,902,238.00
113601	RED TRONCAL NACIONAL	8,487,489,429.14	0.00	8,487,489,429.14
1136011	11 MEJORAMIENTO CONSTRUCCION RUMICHACA PASTO CHACHA	8,487,489,429.14	0.00	8,487,489,429.14
530	ATENCIÓN, CONTROL Y ORGAN. INSTITUC. APOYO A LA GES. D	14,819,998,080.00	0.00	14,819,520,000.00
530600	INTERSUBSECTORIAL TRANSPORTE	14,819,998,080.00	0.00	14,819,520,000.00
530600003	11 APY GES. EST. OBRAS COMPLEM. COMPRA PDIOS. CTOS CONCE:	14,700,000,000.00	0.00	14,700,000,000.00
530600101	20 APOYO DOTACIÓN TÉC Y ADTIVO FORTALEC. INST. DEL INCO N	119,998,080.00	0.00	119,520,000.00
SUBTOTAL		125,307,826,148.14	99,144,902,238.00	125,295,971,827.14
TOTAL ACUMULADO:		125,307,826,148.14	99,144,902,238.00	125,295,971,827.14


MARÍA CLARA GARRIDO GARRIDO
SUBGERENTE ADTIVA Y FINANCIERA


ELSA LICIANA LIÉVANO TORRES
PROF. ESP. CON FUNCIONES DE JEFE DE PRESI


JOSE DANIEL RUBIO VALENCIA
PROFESIONAL ESPECIALIZADO - TESORERÍA (E)