

**INFORME MENSUAL DE EJECUCION DEL PRESUPUESTO DE GASTOS  
APROPIACIONES DE LA VICENCIA**

Page 1 of 5  
PINERO20

15/02/2012

**AGENCIA NACIONAL DE INFRAESTRUCTURA**

SECCION: 2413 UNIDAD EJECUTORA: 00

MES: DICIEMBRE

VICENCIA FISCAL: 2011

RECURSOS ADMINISTRADOS:		RECURSOS DE LA NACION:								
CODIFICACION PRESUPUESTAL	DESCRIPCION	APROPIACION VIGENTE	CERTIFICADOS DEL MES	CERTIFICADOS ACUMULADOS	COMPROMISOS MES	COMPROMISOS ACUMULADOS	OBLIGACIONES MES	OBLIGACIONES ACUMULADAS	PAGOS DEL MES	TOTAL PAGOS ACUMULADOS
1	2	3	4	5	6	7	8	9	10	11
1	GASTOS DE PERSONAL	6,000,248,173.00	1,010,980,098.00	4,640,432,624.00	642,375,791.00	4,640,432,624.00	606,759,563.00	4,550,056,560.00	661,867,768.00	4,542,743,365.00
10	GASTOS DE PERSONAL	6,000,248,173.00	1,010,980,098.00	4,640,432,624.00	642,375,791.00	4,640,432,624.00	606,759,563.00	4,550,056,560.00	661,867,768.00	4,542,743,365.00
101	SERVICIOS PERSONALES ASOCI	4,363,700,000.00	788,130,790.00	3,513,202,210.00	452,404,989.00	3,513,202,210.00	452,404,989.00	3,513,202,210.00	450,285,015.00	3,511,082,236.00
10101	SUÉLDOS DEL PERSONAL DE NOI	2,718,800,000.00	406,698,463.00	2,312,101,537.00	200,217,008.00	2,312,101,537.00	200,217,008.00	2,312,101,537.00	199,451,897.00	2,311,336,426.00
101011	20 SUELDOS	2,612,390,614.00	380,465,111.00	2,231,925,503.00	195,643,584.00	2,231,925,503.00	195,643,584.00	2,231,925,503.00	194,899,543.00	2,231,181,462.00
101012	20 SUELDO DE VACACIONES	83,409,386.00	19,554,045.00	63,855,341.00	996,948.00	63,855,341.00	996,948.00	63,855,341.00	993,990.00	63,852,383.00
101014	20 INCAPACIDADES Y LICENCIA DE P	23,000,000.00	6,679,307.00	16,320,693.00	3,576,476.00	16,320,693.00	3,576,476.00	16,320,693.00	3,558,364.00	16,302,581.00
10104	PRIMA TÉCNICA	789,964,000.00	199,631,941.00	590,332,059.00	53,510,654.00	590,332,059.00	53,510,654.00	590,332,059.00	53,306,831.00	590,128,236.00
101042	20 PRIMA TECNICA NO SALARIAL	789,964,000.00	199,631,941.00	590,332,059.00	53,510,654.00	590,332,059.00	53,510,654.00	590,332,059.00	53,306,831.00	590,128,236.00
10105	OTROS	717,667,000.00	176,518,323.00	478,781,677.00	186,249,546.00	478,781,677.00	186,249,546.00	478,781,677.00	185,515,103.00	478,047,234.00
1010502	20 BONIFICACION POR SERVICIOS P	100,977,304.00	38,012,204.00	49,943,100.00	2,292,972.00	49,943,100.00	2,292,972.00	49,943,100.00	2,284,629.00	49,934,757.00
1010505	20 BONIFICACION ESPECIAL DE REC	16,557,769.00	3,621,100.00	12,885,669.00	237,730.00	12,885,669.00	237,730.00	12,885,669.00	236,987.00	12,884,926.00
1010512	20 SUBSIDIO DE ALIMENTACION	4,450,772.00	147,461.00	4,308,233.00	385,734.00	4,308,233.00	385,734.00	4,308,233.00	384,266.00	4,306,765.00
1010513	20 AUXILIO DE TRANSPORTE	4,220,776.00	2,532,892.00	1,687,884.00	59,724.00	1,687,884.00	59,724.00	1,687,884.00	59,513.00	1,687,673.00
1010514	20 PRIMA DE SERVICIO	120,535,816.00	35,484,611.00	85,051,205.00	338,849.00	85,051,205.00	338,849.00	85,051,205.00	338,849.00	85,051,205.00
1010515	20 PRIMA DE VACACIONES	174,803,208.00	22,982,388.00	102,872,820.00	1,987,243.00	102,872,820.00	1,987,243.00	102,872,820.00	1,980,958.00	102,866,535.00
1010516	20 PRIMA DE NAVIDAD	266,414,646.00	61,903,955.00	204,510,691.00	178,219,027.00	204,510,691.00	178,219,027.00	204,510,691.00	177,512,226.00	203,803,890.00
1010592	20 BONIFICACION DE DIRECCION	29,706,709.00	12,128,634.00	17,522,075.00	2,728,267.00	17,522,075.00	2,728,267.00	17,522,075.00	2,717,675.00	17,511,483.00
10108	20 OTROS GASTOS PERSONALES(DI	0.00	0.00	0.00	0.00	0.00	0.00	0.00	0.00	0.00
10109	HORAS EXTRAS,DIAS FESTIVOS E	137,269,000.00	5,282,063.00	131,986,937.00	12,427,781.00	131,986,937.00	12,427,781.00	131,986,937.00	12,011,184.00	131,570,340.00
101091	20 HORAS EXTRAS	36,661,000.00	14,529.00	36,646,471.00	9,749,573.00	36,646,471.00	9,749,573.00	36,646,471.00	9,711,311.00	36,608,209.00
101093	20 INDEMNIZACION POR VACIONE	100,608,000.00	5,267,534.00	95,340,466.00	2,678,208.00	95,340,466.00	2,678,208.00	95,340,466.00	2,299,873.00	94,962,131.00
102	SERVICIOS PERSONALES INDIRE	410,648,173.00	38,347,528.00	162,527,250.00	94,568,644.00	162,527,250.00	58,952,416.00	72,151,186.00	54,372,672.00	67,571,442.00
10212	20 HONORARIOS	227,648,173.00	39,456,765.00	147,948,797.00	94,948,797.00	147,948,797.00	57,572,733.00	57,572,733.00	53,000,000.00	53,000,000.00
10214	20 REMUNERACION SERVICIOS TEC	183,000,000.00	1,109,237.00	14,578,453.00	380,153.00	14,578,453.00	1,379,683.00	14,578,453.00	1,372,672.00	14,571,442.00
105	CONTRIBUCIONES INHERENTES /	1,225,900,000.00	261,196,836.00	964,703,164.00	95,402,158.00	964,703,164.00	95,402,158.00	964,703,164.00	157,210,081.00	964,089,687.00
1051	ADMINISTRADAS POR EL SECTOR	628,425,894.00	148,363,951.00	480,061,943.00	42,091,603.00	480,061,943.00	42,091,603.00	480,061,943.00	83,159,610.00	479,736,950.00
10511	20 CAJAS DE COMPENSACION PRIVI	131,846,842.00	31,941,641.00	99,905,201.00	8,376,061.00	99,905,201.00	8,376,061.00	99,905,201.00	17,234,215.00	99,837,855.00
10513	20 FONDOS ADMINISTRADORES DE	254,467,319.00	78,012,697.00	176,454,622.00	15,874,622.00	176,454,622.00	15,874,622.00	176,454,622.00	31,088,279.00	176,333,079.00
10514	20 EMPRESAS PRIVADAS PROMOTO	242,111,733.00	38,409,613.00	203,702,120.00	17,840,920.00	203,702,120.00	17,840,920.00	203,702,120.00	34,837,118.00	203,566,016.00
1052	ADMINISTRADAS POR EL SECTOR	429,908,525.00	70,139,488.00	359,769,037.00	42,841,691.00	359,769,037.00	42,841,691.00	359,769,037.00	52,509,981.00	359,564,727.00
10522	20 FONDO NACIONAL DEL AHORRO	302,584,205.00	66,316,191.00	236,268,014.00	32,481,368.00	236,268,014.00	32,481,368.00	236,268,014.00	32,355,708.00	236,142,354.00
10523	20 FONDOS ADMINISTRADORES DE	111,200,279.00	72,821.00	111,127,458.00	9,312,058.00	111,127,458.00	9,312,058.00	111,127,458.00	18,093,155.00	111,056,855.00
10527	20 ADMINISTRADORAS PUBLICAS DE	16,124,041.00	3,750,476.00	12,373,565.00	1,048,265.00	12,373,565.00	1,048,265.00	12,373,565.00	2,061,118.00	12,365,518.00
1056	20 APORTES AL ICBF	100,486,403.00	25,564,551.00	74,921,852.00	6,281,192.00	74,921,852.00	6,281,192.00	74,921,852.00	12,923,989.00	74,871,349.00
1057	20 APORTES AL SENA	67,079,178.00	17,128,846.00	49,950,332.00	4,187,672.00	49,950,332.00	4,187,672.00	49,950,332.00	8,616,501.00	49,916,661.00
8	GASTOS GENERALES	2,247,781,912.00	227,931,230.08	1,842,826,270.84	356,220,007.26	1,840,545,624.84	602,544,265.26	1,766,351,179.84	250,811,214.26	1,414,618,128.84

SINFAD

**INFORME MENSUAL DE EJECUCION DEL PRESUPUESTO DE GASTOS  
APROPIACIONES DE LA VIGENCIA**

Page 2 of 5

PINERO20

15/02/2012

**AGENCIA NACIONAL DE INFRAESTRUCTURA**

SECCION: 2413

UNIDAD EJECUTORA: 00

MES: DICIEMBRE

VIGENCIA FISCAL: 2011

RECURSOS ADMINISTRADOS:		RECURSOS DE LA NACION:								
CODIFICACION PRESUPUESTAL	DESCRIPCION	APROPIACION VIGENTE	CERTIFICADOS DEL MES	CERTIFICADOS ACUMULADOS	COMPROMISOS MES	COMPROMISOS ACUMULADOS	OBLIGACIONES MES	OBLIGACIONES ACUMULADAS	PAGOS DEL MES	TOTAL PAGOS ACUMULADOS
1	2	3	4	5	6	7	8	9	10	11
20	GASTOS GENERALES	2,247,781,912.00	227,931,230.08	1,842,826,270.84	356,220,007.26	1,840,545,624.84	602,544,265.26	1,766,351,179.84	250,811,214.28	1,414,618,128.84
203	IMPUESTOS Y MULTAS	981,912.00	0.00	981,912.00	3,912.00	981,912.00	3,912.00	981,912.00	3,912.00	981,912.00
20350	IMPUESTOS Y CONTRIBUCIONES	981,912.00	0.00	981,912.00	3,912.00	981,912.00	3,912.00	981,912.00	3,912.00	981,912.00
2035002	20 IMPUESTO DE VEHICULO	981,912.00	0.00	981,912.00	3,912.00	981,912.00	3,912.00	981,912.00	3,912.00	981,912.00
2035003	20 IMPUESTO PREDIAL	0.00	0.00	0.00	0.00	0.00	0.00	0.00	0.00	0.00
204	ADQUISICION DE BIENES Y SERV	2,248,800,000.00	227,931,230.08	1,841,844,358.84	356,216,095.26	1,839,563,712.84	602,540,353.26	1,765,369,267.84	250,807,302.26	1,413,636,216.84
20401	COMPRA DE EQUIPO	129,964,428.00	49,832,014.00	101,314,559.00	62,263,039.00	101,314,559.00	100,013,039.00	101,314,559.00	5,340,298.00	6,641,818.00
2040104	20 AUDIOVISUALES Y ACCESORIOS	502,642.00	0.00	2,003.00	2,003.00	2,003.00	2,003.00	2,003.00	0.00	0.00
2040106	20 EQUIPO DE SISTEMAS	87,539,672.00	25,917,962.00	73,508,924.00	35,758,924.00	73,508,924.00	73,508,924.00	73,508,924.00	0.00	0.00
2040108	20 SOFTWARE	26,058,914.00	21,026,000.00	24,915,580.00	23,614,060.00	24,915,580.00	23,614,060.00	24,915,580.00	2,515,446.00	3,816,966.00
2040125	20 OTRAS COMPRAS DE EQUIPOS	15,863,200.00	2,888,052.00	2,888,052.00	2,888,052.00	2,888,052.00	2,888,052.00	2,888,052.00	2,824,852.00	2,824,852.00
20402	ENSERES Y EQUIPOS DE OFICIN	91,342,000.00	43,730,749.00	60,298,908.00	60,298,908.00	60,298,908.00	60,298,908.00	60,298,908.00	0.00	0.00
204021	20 EQUIPOS Y MAQUINAS PARA OFI	16,574,000.00	9,533,196.00	9,543,196.00	9,543,196.00	9,543,196.00	9,543,196.00	9,543,196.00	0.00	0.00
204022	20 MOBILIARIO Y ENSERES	72,768,000.00	34,197,553.00	50,755,712.00	50,755,712.00	50,755,712.00	50,755,712.00	50,755,712.00	0.00	0.00
20404	MATERIALES Y SUMINISTROS	230,598,924.00	33,928,921.76	208,803,255.60	55,639,076.76	208,803,255.60	61,138,178.76	208,800,855.60	19,678,349.76	167,341,026.60
2040401	20 COMBUSTIBLES Y LUBRICANTES	76,280,024.00	6,479,804.00	68,962,464.00	18,743,804.00	68,962,464.00	16,743,804.00	68,962,464.00	9,648,775.00	61,867,435.00
2040402	20 DOTACION	5,073,021.00	11,600.00	20,211.00	20,211.00	20,211.00	20,211.00	20,211.00	0.00	0.00
2040406	20 LLANTAS Y ACCESORIOS	3,614,400.00	3,590,400.00	3,614,400.00	3,614,400.00	3,614,400.00	3,614,400.00	3,614,400.00	0.00	0.00
2040409	20 MATERIALES DE CONSTRUCCION	50,200.00	3,800.00	200.00	200.00	200.00	200.00	200.00	0.00	0.00
2040413	20 MEDICAMENTOS Y PRODUCTOS F	5,150.00	960.00	21.00	21.00	21.00	21.00	21.00	0.00	0.00
2040415	20 PAPELERIA, UTILES DE ESCRITOR	93,236,007.00	11,982,174.66	88,978,069.86	12,238,110.66	88,978,069.86	13,151,925.94	88,978,069.86	174,572.06	75,651,571.86
2040417	20 PRODUCTOS DE ASEO Y LIMPIEZ	1,515,913.00	0.00	1,506,039.00	6,039.00	1,506,039.00	380,542.72	1,506,039.00	380,503.72	1,506,000.00
2040418	20 PRODUCTOS DE CAFETERIA Y RE	20,707,227.00	5,875,506.10	16,845,875.74	5,890,316.10	16,845,875.74	5,927,998.10	16,845,875.74	5,889,321.10	16,807,198.74
2040420	20 REPUESTOS	14,319,521.00	4,823,624.00	14,063,074.00	4,863,074.00	14,063,074.00	8,860,675.00	14,060,674.00	3,824,424.00	9,024,423.00
2040421	20 UTENSILIOS DE CAFETERIA	1,167,384.00	999,963.00	1,104,614.00	1,004,614.00	1,104,614.00	1,104,614.00	1,104,614.00	100,400.00	100,400.00
2040423	20 OTROS MATERIALES Y SUMINIST	14,630,077.00	193,810.00	13,708,287.00	11,258,287.00	13,708,287.00	11,333,787.00	13,708,287.00	9,498.00	2,383,998.00
20405	MANTENIMIENTO	219,154,204.00	9,392,649.00	132,454,526.44	24,937,487.00	130,196,894.44	47,633,686.00	130,196,894.44	18,209,353.00	100,772,561.44
2040501	20 MANTENIMIENTO DE BIENES INMI	5,020,000.00	1,604,000.00	1,624,000.00	1,624,000.00	1,624,000.00	1,624,000.00	1,624,000.00	0.00	0.00
2040502	20 MANTENIMIENTO DE BIENES MUE	29,846,886.00	182,895.00	16,401,434.44	15,254,395.00	16,401,434.44	15,254,395.00	16,401,434.44	417,689.00	1,564,728.44
2040505	20 MANTENIMIENTO DE EQUIPO DE I	29,345,646.00	330,000.00	27,616,915.00	183,085.00	25,359,283.00	16,884,234.00	25,359,283.00	12,233,900.00	20,708,949.00
2040506	20 MANTENIMIENTO DE EQUIPO DE I	68,786,564.00	7,746,720.00	67,748,930.00	7,948,929.00	67,748,930.00	7,961,809.00	67,748,930.00	60,853.00	59,726,268.00
2040512	20 MANTENIMIENTO DE OTROS BIEI	50,199.00	49,999.00	200.00	49,799.00	200.00	49,799.00	200.00	49,799.00	200.00
2040513	20 MANTENIMIENTO DE SOFTWARE	86,104,909.00	239,043.00	19,063,047.00	343,047.00	19,063,047.00	5,959,047.00	19,063,047.00	5,668,416.00	18,772,416.00
20406	COMUNICACIONES Y TRANSPORT	159,365,000.00	4,047,126.60	124,192,571.00	3,189,554.60	124,192,571.00	19,478,880.40	124,192,571.00	12,509,465.40	117,223,156.00
204062	20 CORREO	113,201,000.00	3,732,101.00	84,308,456.60	3,381,101.00	84,308,456.60	9,473,434.00	84,308,456.60	9,106,924.00	83,943,946.60
204065	20 SERVICIO DE TRANSMISION DE I	45,160,000.00	12,816.00	39,797,184.00	489,756.00	39,797,184.00	10,303,656.00	39,797,184.00	3,701,210.00	33,194,738.00
204067	20 TRANSPORTE	1,004,000.00	302,209.60	86,930.40	298,209.60	86,930.40	298,209.60	86,930.40	300,668.60	84,471.40

SINFAD

**INFORME MENSUAL DE EJECUCION DEL PRESUPUESTO DE GASTOS  
APROPIACIONES DE LA VIGENCIA**

**AGENCIA NACIONAL DE INFRAESTRUCTURA**

SECCION: 2413 UNIDAD EJECUTORA: 00

MES: DICIEMBRE

VIGENCIA FISCAL: 2011

RECURSOS ADMINISTRADOS:										RECURSOS DE LA NACION:	
CODIFICACION PRESUPUESTAL	DESCRIPCION	APROPIACION VIGENTE	CERTIFICADOS DEL MES	CERTIFICADOS ACUMULADOS	COMPROMISOS MES	COMPROMISOS ACUMULADOS	OBLIGACIONES MES	OBLIGACIONES ACUMULADAS	PAGOS DEL MES	TOTAL PAGOS ACUMULADOS	
1	2	3	4	5	6	7	8	9	10	11	
20407	IMPRESOS Y PUBLICACIONES	38,886,601.00	1,597,763.12	21,967,633.99	2,248,067.12	21,967,633.99	5,111,959.12	21,962,439.99	5,023,865.12	21,874,345.99	
204073	20 EDICION DE LIBROS, REVISTAS, E	10,040,000.00	2,510,674.00	7,530,674.00	2,530,674.00	7,530,674.00	4,101,160.00	7,530,674.00	4,069,115.00	7,498,629.00	
204075	20 SUSCRIPCIONES	17,501,400.00	11,600.00	5,294,727.00	69,727.00	5,294,727.00	69,727.00	5,294,727.00	20,900.00	5,249,900.00	
204076	20 OTROS GASTOS POR IMPRESOS	11,345,201.00	901,310.88	9,142,232.99	352,333.88	9,142,232.99	941,072.12	9,137,038.99	933,850.12	9,129,816.99	
20408	SERVICIOS PUBLICOS	434,449,984.00	20,684,321.23	408,821,931.23	25,927,781.00	408,821,931.23	76,930,993.00	408,462,773.23	72,327,676.00	403,859,456.23	
204081	20 ACUEDUCTO, ALCANTARILLADO Y	702,800.00	41,370.00	611,430.00	35,280.00	611,430.00	35,280.00	611,430.00	34,785.00	610,935.00	
204082	20 ENERGIA	394,388,000.00	19,460,657.00	370,860,657.00	20,850,657.00	370,860,657.00	64,377,117.00	370,860,657.00	64,031,784.00	370,515,324.00	
204085	20 TELEFONIA MOVIL CELULAR	16,064,000.00	1,372,554.77	14,691,445.23	1,901,525.00	14,691,445.23	1,901,525.00	14,691,445.23	1,889,685.00	14,678,605.23	
204086	20 TELEFONO, FAX Y OTROS	23,295,184.00	2,637,559.00	22,658,359.00	3,130,319.00	22,658,359.00	10,617,071.00	22,299,241.00	6,372,422.00	18,054,592.00	
20409	SEGUROS	162,822,278.00	27,345,711.00	81,397,037.00	27,807,491.00	81,397,037.00	27,807,491.00	81,397,036.00	214,359.00	53,803,904.00	
2040905	20 SEGURO DE INFIDELIDAD Y RIESG	67,540,182.00	14,172,578.00	23,153,818.00	14,433,161.00	23,153,818.00	14,433,161.00	23,153,818.00	34,883.00	8,755,540.00	
2040911	20 SEGUROS GENERALES	50,341,358.00	5,126,763.00	44,214,793.00	5,200,563.00	44,214,793.00	5,200,563.00	44,214,792.00	156,057.00	39,170,286.00	
2040913	20 OTROS SEGUROS	44,940,738.00	8,046,370.00	14,028,426.00	8,173,767.00	14,028,426.00	8,173,767.00	14,028,426.00	23,419.00	5,078,078.00	
20410	ARRENDAMIENTOS	65,040,000.00	15,219,083.00	60,259,083.00	15,259,083.00	60,259,083.00	4,871,017.00	45,197,256.00	4,833,205.00	45,159,444.00	
204101	20 ARRENDAMIENTO DE BIENES MU	65,040,000.00	15,219,083.00	60,259,083.00	15,259,083.00	60,259,083.00	4,871,017.00	45,197,256.00	4,833,205.00	45,159,444.00	
20411	VIATICOS Y GASTOS DE VIAJE	353,177,035.00	7,131.00	298,751,037.17	38,032,754.00	298,728,023.17	37,361,694.00	263,998,588.17	26,375,987.00	253,012,881.17	
204111	20 VIATICOS Y GASTOS DE VIAJE AL	61,264,398.00	3,562,182.00	57,635,817.00	1,035,029.00	57,635,817.00	4,131,576.00	47,181,038.00	963,146.00	44,012,606.00	
204112	20 VIATICOS Y GASTOS DE VIAJE AL	291,912,637.00	3,569,313.00	241,115,220.17	36,997,725.00	241,092,206.17	33,230,118.00	216,817,552.17	25,412,841.00	209,000,275.17	
20414	20 GASTOS JUDICIALES	4,703,427.00	2,578,907.00	1,102,197.00	221,232.00	1,102,197.00	221,232.00	1,102,197.00	206,017.00	1,086,982.00	
20421	CAPACITACION, BIENESTAR SOCI	184,684,919.00	1,212,588.00	177,718,808.00	11,727,808.00	177,718,808.00	77,714,539.00	156,938,354.00	52,094,247.00	131,318,062.00	
204213	20 ELEMENTOS PARA ESTIMULOS	11,647,005.00	7,988.00	11,038,414.00	11,038,414.00	11,038,414.00	11,038,414.00	11,038,414.00	10,992,012.00	10,992,012.00	
204214	20 SERVICIOS DE BIENESTAR SOCIA	130,221,080.00	985,791.00	128,456,209.00	518,809.00	128,456,209.00	39,567,540.00	107,675,755.00	14,139,693.00	82,227,908.00	
204215	20 SERVICIOS DE CAPACITACION	42,816,834.00	218,809.00	38,224,185.00	170,585.00	38,224,185.00	27,088,585.00	38,224,185.00	26,962,542.00	38,098,142.00	
20422	GASTOS FINANCIEROS	5,534,771.00	2,768,011.79	3,282,782.79	3,257,783.20	3,282,782.79	1,807.20	26,806.79	1,807.20	26,806.79	
204221	20 COMISIONES BANCARIAS	5,534,771.00	2,768,011.79	3,282,782.79	3,257,783.20	3,282,782.79	1,807.20	26,806.79	1,807.20	26,806.79	
20441	OTROS GASTOS POR ADQUISICIO	167,076,429.00	31,263,496.78	161,480,028.62	31,785,139.78	161,480,028.62	83,956,928.78	161,480,028.62	33,992,672.78	111,515,772.62	
2044113	20 OTROS GASTOS POR ADQUISICIO	167,076,429.00	31,263,496.78	161,480,028.62	31,785,139.78	161,480,028.62	83,956,928.78	161,480,028.62	33,992,672.78	111,515,772.62	
3	TRANSFERENCIAS CORRIENTES	4,899,269,915.00	2,623,703,143.20	4,693,882,088.20	2,623,703,143.20	4,693,882,088.20	2,623,703,143.20	4,693,882,088.20	2,578,881,759.96	4,649,060,704.96	
32	TRANSFERENCIAS AL SECTOR PU	1,337,300,000.00	0.00	1,225,060,705.00	0.00	1,225,060,705.00	0.00	1,225,060,705.00	0.00	1,225,060,705.00	
321	ORDEN NACIONAL	1,337,300,000.00	0.00	1,225,060,705.00	0.00	1,225,060,705.00	0.00	1,225,060,705.00	0.00	1,225,060,705.00	
3211	11 CUOTA DE AUDITAJE CONTRANA	1,337,300,000.00	0.00	1,225,060,705.00	0.00	1,225,060,705.00	0.00	1,225,060,705.00	0.00	1,225,060,705.00	
3211	20 CUOTA DE AUDITAJE CONTRANA	0.00	0.00	0.00	0.00	0.00	0.00	0.00	0.00	0.00	
36	OTRAS TRANSFERENCIAS	3,561,969,915.00	2,623,703,143.20	3,468,821,383.20	2,623,703,143.20	3,468,821,383.20	2,623,703,143.20	3,468,821,383.20	2,578,881,759.96	3,423,999,999.96	
361	SENTENCIAS Y CONCILIACIONES	3,561,969,915.00	2,623,703,143.20	3,468,821,383.20	2,623,703,143.20	3,468,821,383.20	2,623,703,143.20	3,468,821,383.20	2,578,881,759.96	3,423,999,999.96	
3611	20 SENTENCIAS Y CONCILIACIONES	3,561,969,915.00	2,623,703,143.20	3,468,821,383.20	2,623,703,143.20	3,468,821,383.20	2,623,703,143.20	3,468,821,383.20	2,578,881,759.96	3,423,999,999.96	
363	DESTINATARIOS DE OTRAS TRAN	0.00	0.00	0.00	0.00	0.00	0.00	0.00	0.00	0.00	
36326	20 PROV. GTO S INSTIT. Y/O SECT. C	0.00	0.00	0.00	0.00	0.00	0.00	0.00	0.00	0.00	

SINFAD

INFORME MENSUAL DE EJECUCION DEL PRESUPUESTO DE GASTOS  
 APROPIACIONES DE LA VIGENCIA

AGENCIA NACIONAL DE INFRAESTRUCTURA

SECCION: 2413 UNIDAD EJECUTORA: 00

MES: DICIEMBRE

VIGENCIA FISCAL: 2011

RECURSOS ADMINISTRADOS:								RECURSOS DE LA NACION:		
CODIFICACION PRESUPUESTAL	DESCRIPCION	APROPIACION VIGENTE	CERTIFICADOS DEL MES	CERTIFICADOS ACUMULADOS	COMPROMISOS MES	COMPROMISOS ACUMULADOS	OBLIGACIONES MES	OBLIGACIONES ACUMULADAS	PAGOS DEL MES	TOTAL PAGOS ACUMULADOS
1	2	3	4	5	6	7	8	9	10	11
7	SERVICIO DE LA DEUDA INTERNA	293,266,000,000.00	20,113,647,634.00	293,265,999,999.26	20,113,647,634.00	293,265,999,999.26	29,308,634,239.00	293,265,999,999.26	29,308,634,239.00	293,265,999,999.26
71	AMORTIZACION DEUDA PUBLICA	293,266,000,000.00	20,113,647,634.00	293,265,999,999.26	20,113,647,634.00	293,265,999,999.26	29,308,634,239.00	293,265,999,999.26	29,308,634,239.00	293,265,999,999.26
711	11 NACIÓN	293,266,000,000.00	20,113,647,634.00	293,265,999,999.26	20,113,647,634.00	293,265,999,999.26	29,308,634,239.00	293,265,999,999.26	29,308,634,239.00	293,265,999,999.26
113	113 MEJORAMIENTO Y MANTENIM. INI	1713,418,428,806.00	3,082,403,500.64	1691,102,869,154.64	3,371,571,427.64	1690,976,761,932.64	43,543,870,121.64	1690,898,009,539.64	1234,056,313,034.01	1660,536,690,134.64
113600	113600 INTERSUBSECTORIAL TRANSPOF	1012,136,100,000.00	3,112,738,345.00	1012,136,100,000.00	3,112,738,345.00	1012,136,100,000.00	3,112,738,345.00	1012,136,100,000.00	922,611,337,377.37	1012,136,100,000.00
113600125	113600125 MEJORAMIENTO APOYO ESTATAI	166,700,000,000.00	3,112,738,345.00	166,700,000,000.00	3,112,738,345.00	166,700,000,000.00	3,112,738,345.00	166,700,000,000.00	121,112,738,345.00	166,700,000,000.00
113600128	113600128 MEJOR. APOYO ESTATAL PROY. (	845,436,100,000.00	0.00	845,436,100,000.00	0.00	845,436,100,000.00	0.00	845,436,100,000.00	801,498,599,032.37	845,436,100,000.00
113601	113601 RED TRONCAL NACIONAL	644,150,000,000.00	0.00	644,150,000,000.00	120,000,000.00	644,150,000,000.00	30,120,000,000.00	644,150,000,000.00	301,175,163,285.00	614,030,000,000.00
1136013	1136013 MEJORAMIENTO AUTOPISTA BOG	130,063,000,000.00	0.00	130,063,000,000.00	0.00	130,063,000,000.00	0.00	130,063,000,000.00	0.00	130,063,000,000.00
1136015	1136015 MEJORAMIENTO TRANSVERSAL (	483,967,000,000.00	0.00	483,967,000,000.00	0.00	483,967,000,000.00	0.00	483,967,000,000.00	301,175,163,285.00	483,967,000,000.00
113605	113605 TRANSPORTE FÉRREO	57,132,328,806.00	30,334,844.36	34,816,769,154.64	138,833,082.64	34,690,661,932.64	10,311,131,776.64	34,411,909,539.64	10,269,812,371.64	34,370,590,134.64
11360507	11360507 REHABILITACIÓN VÍAS FÉRREAS	17,540,628,806.00	30,334,844.00	10,411,700,210.00	41,601,733.00	10,285,592,988.00	318,132,992.00	10,006,840,595.00	316,396,656.00	10,005,104,259.00
11360507	11360507 REHABILITACIÓN VÍAS FÉRREAS	39,591,700,000.00	0.36	24,405,068,944.64	97,231,349.64	24,405,068,944.64	9,992,998,784.64	24,405,068,944.64	9,953,415,715.64	24,365,485,875.64
11360510	11360510 MEJORAMIENTO DEL SISTEMA FE	0.00	0.00	0.00	0.00	0.00	0.00	0.00	0.00	0.00
11360510	11360510 MEJORAMIENTO DEL SISTEMA FE	0.00	0.00	0.00	0.00	0.00	0.00	0.00	0.00	0.00
530	530 ATENCIÓN, CONTROL Y ORGAN. I	680,498,175,217.00	55,518,344,111.04	679,744,824,364.59	100,353,977,722.28	679,744,824,364.59	121,127,546,620.72	675,435,549,010.00	124,414,831,128.10	623,119,888,120.38
530600	530600 INTERSUBSECTORIAL TRANSPOF	680,498,175,217.00	55,518,344,111.04	679,744,824,364.59	100,353,977,722.28	679,744,824,364.59	121,127,546,620.72	675,435,549,010.00	124,414,831,128.10	623,119,888,120.38
530600003	530600003 APY GES. EST. OBRAS COMPLEM. (	22,403,298,891.00	0.00	22,403,298,891.00	89,256,171.00	22,403,298,891.00	89,256,171.00	22,403,298,891.00	89,256,171.00	22,403,298,891.00
530600003	530600003 APY GES. EST. OBRAS COMPLEM. (	590,466,000,000.00	45,479,627,096.64	590,465,999,999.19	49,238,114,163.64	590,465,999,999.19	66,388,271,927.64	590,465,999,999.19	121,979,271,927.64	590,465,999,999.19
530600004	530600004 APOYO GEST. EDO. ASESORIAS Y	499,976,326.00	16,011,775.00	480,964,150.00	80,664,450.00	480,964,150.00	145,911,704.00	145,911,704.00	91,671,384.00	91,671,384.00
530500004	530500004 APOYO GEST. EDO. ASESORIAS Y	55,333,900,000.00	10,665,196,864.76	55,232,250,332.76	51,117,625,748.00	55,232,250,332.76	52,718,053,839.44	53,897,108,264.44	1,101,033,804.44	2,280,088,229.44
530600101	530600101 APOYO DOTACION TÉC Y ADTIVO	5,940,000,000.00	232,765,583.36	5,701,204,096.64	194,492,244.36	5,701,204,096.64	749,409,012.64	5,143,994,920.37	589,471,005.02	4,974,987,540.75
530600101	530600101 APOYO DOTACION TÉC Y ADTIVO	5,855,000,000.00	377,702,492.00	5,461,106,895.00	22,809,434.00	5,461,106,895.00	1,038,643,966.00	3,379,235,231.00	564,126,836.00	2,903,842,076.00
SUBTOTAL		2700,329,904,023.00	80,555,049,520.96	2675,290,834,501.53	127,461,495,725.38	2675,162,446,633.53	197,813,057,952.82	2670,409,848,376.94	1391,271,339,143.33	2587,529,000,453.08
TOTAL ACUMULADO:		2700,329,904,023.00	80,555,049,520.96	2675,290,834,501.53	127,461,495,725.38	2675,162,446,633.53	197,813,057,952.82	2670,409,848,376.94	1391,271,339,143.33	2587,529,000,453.08

MARIA CLARA GARRIDO GARRIDO  
 SUBGERENTE ADTIVA Y FINANCIERA

NELCY JENITH MALDONADO BALLEN  
 PROFESIONAL ESPECIALIZADO - TESORERA

ELSA LILIANA LIÉVANO TORRES  
 PROF. ESP. CON FUNCIONES DE JEFE DE PRESL

**INFORME MENSUAL DE EJECUCION DEL PRESUPUESTO DE GASTOS  
RESERVAS PRESUPUESTALES**

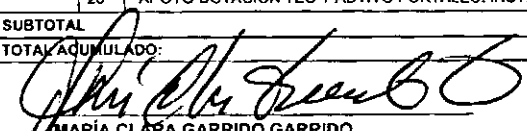
**AGENCIA NACIONAL DE INFRAESTRUCTURA**


SECCION: 2413 UNIDAD EJECUTORA: 00


MES: DICIEMBRE

VIGENCIA FISCAL: 2011

RECURSOS ADMINISTRADOS:			RECURSOS DE LA NACION:				
CODIFICACION PRESUPUESTAL	DESCRIPCION	RESERVAS CONSTITUIDAS	OBLIGACIONES CAUSADAS MES	TOTAL OBLIGACIONES CAUSADAS	PAGOS DEL MES	TOTAL PAGOS ACUMULADOS	
1	2	3	4	5	6	7	
1	20	GASTOS DE PERSONAL	144,576,000.00	60,216,000.00	114,216,000.00	60,216,000.00	114,216,000.00
10	20	GASTOS DE PERSONAL	144,576,000.00	60,216,000.00	114,216,000.00	60,216,000.00	114,216,000.00
102	20	SERVICIOS PERSONALES INDIRECTOS	144,576,000.00	60,216,000.00	114,216,000.00	60,216,000.00	114,216,000.00
10212	20	HONORARIOS	139,556,000.00	60,196,000.00	109,196,000.00	60,196,000.00	109,196,000.00
10214	20	REMUNERACION SERVICIOS TECNICOS	5,020,000.00	20,000.00	5,020,000.00	20,000.00	5,020,000.00
2	20	GASTOS GENERALES	60,370,838.00	240,520.00	60,370,704.00	240,520.00	60,370,704.00
20	20	GASTOS GENERALES	60,370,838.00	240,520.00	60,370,704.00	240,520.00	60,370,704.00
204	20	ADQUISICION DE BIENES Y SERVICIOS	60,370,838.00	240,520.00	60,370,704.00	240,520.00	60,370,704.00
20401	20	COMPRA DE EQUIPO	1,456,804.00	5,804.00	1,456,804.00	5,804.00	1,456,804.00
20405	20	MANTENIMIENTO	7,813,847.00	31,131.00	7,813,847.00	31,131.00	7,813,847.00
20411	20	VIATICOS Y GASTOS DE VIAJE	42,696,707.00	170,105.00	42,696,573.00	170,105.00	42,696,573.00
20421	20	CAPACITACION, BIENESTAR SOCIAL Y ESTIMULOS	8,403,480.00	33,480.00	8,403,480.00	33,480.00	8,403,480.00
530	20	ATENCIÓN, CONTROL Y ORGAN. INSTITUC. APOYO A LA GES. I	745,519,993.18	121,731,806.94	745,519,993.18	121,731,806.94	745,519,993.18
530600	20	INTERSUBSECTORIAL TRANSPORTE	745,519,993.18	121,731,806.94	745,519,993.18	121,731,806.94	745,519,993.18
530600004	20	APOYO GEST. EDO. ASESORIAS Y CONSULTORIAS. CONTRAT.	10,240,800.00	40,800.00	10,240,800.00	40,800.00	10,240,800.00
530600004	11	APOYO GEST. EDO. ASESORIAS Y CONSULTORIAS. CONTRAT.	191,789,606.00	0.00	191,789,606.00	0.00	191,789,606.00
530600101	11	APOYO DOTACION TEC Y ADTIVO FORTALEC. INST. DEL INCO I	193,944,386.00	120,298,396.24	193,944,386.00	120,298,396.24	193,944,386.00
530600101	20	APOYO DOTACION TEC Y ADTIVO FORTALEC. INST. DEL INCO I	349,545,201.18	1,392,610.70	349,545,201.18	1,392,610.70	349,545,201.18
<b>SUBTOTAL</b>			950,466,831.18	182,188,326.94	920,106,697.18	182,188,326.94	920,106,697.18
<b>TOTAL ACUMULADO:</b>			950,466,831.18	182,188,326.94	920,106,697.18	182,188,326.94	920,106,697.18

  
MARÍA CLARA GARRIDO GARRIDO  
SUBGERENTE ADTIVA Y FINANCIERA

  
NELCY JENITH MALDONADO BALLEEN  
PROFESIONAL ESPECIALIZADO - TESORERA

  
ELSA LILIANA LIÉVANO TORRES  
PROF. ESP. CON FUNCIONES DE JEFE DE PRESI

**INFORME MENSUAL DE EJECUCION DEL PRESUPUESTO DE GASTOS  
CUENTAS POR PAGAR**

**AGENCIA NACIONAL DE INFRAESTRUCTURA**

SECCION: 2413


UNIDAD EJECUTORA: 00

MES: DICIEMBRE

VIGENCIA FISCAL: 2011

RECURSOS ADMINISTRADOS:		RECURSOS DE LA NACION:		
CODIFICACION PRESUPUESTAL	DESCRIPCION	CUENTAS POR PAGAR CONSTITUIDAS	PAGOS MES	TOTAL PAGOS ACUMULADOS
1	2	3	4	5
2	GASTOS GENERALES	11,646,400.00	46,400.00	11,646,400.00
20	GASTOS GENERALES	11,646,400.00	46,400.00	11,646,400.00
204	ADQUISICION DE BIENES Y SERVICIOS	11,646,400.00	46,400.00	11,646,400.00
20421	20 CAPACITACION, BIENESTAR SOCIAL Y ESTIMULOS	11,646,400.00	46,400.00	11,646,400.00
3	TRANSFERENCIAS CORRIENTES	2,843,790,001.00	11,329,841.00	2,843,790,001.00
35	OTRAS TRANSFERENCIAS	2,843,790,001.00	11,329,841.00	2,843,790,001.00
361	SENTENCIAS Y CONCILIACIONES	2,843,790,001.00	11,329,841.00	2,843,790,001.00
3611	20 SENTENCIAS Y CONCILIACIONES	2,843,790,001.00	11,329,841.00	2,843,790,001.00
113	MEJORAMIENTO Y MANTENIM INFRAESTRUCTURA PROPIA DE	107,632,391,667.14	0.00	107,632,391,667.14
113600	INTERSUBSECTORIAL TRANSPORTE	99,144,902,238.00	0.00	99,144,902,238.00
113600125	11 MEJORAMIENTO APOYO ESTATAL, NVOS. PROJ DE CONCESION	99,144,902,238.00	0.00	99,144,902,238.00
113601	RED TRONCAL NACIONAL	8,487,489,429.14	0.00	8,487,489,429.14
1136011	11 MEJORAMIENTO CONSTRUCCION RUMICHACA PASTO CHACH/	8,487,489,429.14	0.00	8,487,489,429.14
530	ATENCIÓN, CONTROL Y ORGAN. INSTITUC. APOYO A LA GES. I	14,819,998,080.00	478,080.00	14,819,998,080.00
530600	INTERSUBSECTORIAL TRANSPORTE	14,819,998,080.00	478,080.00	14,819,998,080.00
530600003	11 APY GES EST OBRAS COMPLEM. COMPRA PDIOS. CTOS CONCE	14,700,000,000.00	0.00	14,700,000,000.00
530600101	20 APOYO DOTACION TEC Y ADTIVO FORTALEC. INST. DEL INCO I	119,998,080.00	478,080.00	119,998,080.00
<b>SUBTOTAL</b>		<b>125,307,826,148.14</b>	<b>11,854,321.00</b>	<b>125,307,826,148.14</b>
<b>TOTAL ACUMULADO:</b>		<b>125,307,826,148.14</b>	<b>11,854,321.00</b>	<b>125,307,826,148.14</b>

  
MARÍA CLARA GARRIDO GARRIDO  
SUBGERENTE ADTIVA Y FINANCIERA

  
NELCY JEMTH MALDONADO BALLE  
PROFESIONAL ESPECIALIZADO - TESORERA

  
ELSA LILIANA LIÉVANO TORRES  
PROF. ESP. CON FUNCIONES DE JEFE DE PRESI

SINFAD