

**INFORME MENSUAL DE EJECUCION DEL PRESUPUESTO DE GASTOS  
APROPIACIONES DE LA VIGENCIA**

**AGENCIA NACIONAL DE INFRAESTRUCTURA**

SECCION: 2413

UNIDAD EJECUTORA: 00

MES: JULIO

VIGENCIA FISCAL: 2012

RECURSOS ADMINISTRADOS:											RECURSOS DE LA NACION:										
CODIFICACION PRESUPUESTAL	DESCRIPCION	APROPIACION VIGENTE	CERTIFICADOS DEL MES	CERTIFICADOS ACUMULADOS	COMPROMISOS MES	COMPROMISOS ACUMULADOS	OBLIGACIONES MES	OBLIGACIONES ACUMULADAS	PAGOS DEL MES	TOTAL PAGOS ACUMULADOS											
1	2	3	4	5	6	7	8	9	10	11											
1	GASTOS DE PERSONAL	20,842,317,825.00	- 2,114,539,264.00	19,690,323,601.00	798,689,929.00	4,573,894,952.00	659,214,243.00	3,368,244,051.00	645,280,743.00	3,251,608,051.00											
10	GASTOS DE PERSONAL	20,842,317,825.00	- 2,114,539,264.00	19,690,323,601.00	798,689,929.00	4,573,894,952.00	659,214,243.00	3,368,244,051.00	645,280,743.00	3,251,608,051.00											
101	SERVICIOS PERSONALES ASOCIA	14,692,515,367.00	- 1,882,428,000.00	13,717,771,672.00	497,533,273.00	2,391,510,003.00	497,533,273.00	2,391,510,003.00	497,533,273.00	2,391,510,003.00											
10101	SUELDOS DEL PERSONAL DE NOI	10,301,940,595.00	- 1,268,386,000.00	10,301,940,595.00	354,462,492.00	1,729,141,589.00	354,462,492.00	1,729,141,589.00	354,462,492.00	1,729,141,589.00											
101011	20 SUELDOS	9,858,313,949.00	- 963,939,000.00	9,858,313,949.00	353,182,084.00	1,701,683,172.00	353,182,084.00	1,701,683,172.00	353,182,084.00	1,701,683,172.00											
101012	20 SUELDOS DE VACACIONES	434,229,206.00	- 304,447,000.00	434,229,206.00	1,280,408.00	22,439,100.00	1,280,408.00	22,439,100.00	1,280,408.00	22,439,100.00											
101014	20 INCAPACIDADES Y LICENCIA DE M	9,397,440.00	0.00	9,397,440.00	0.00	5,019,317.00	0.00	5,019,317.00	0.00	5,019,317.00											
10104	PRIMA TECNICA	1,740,502,020.00	0.00	1,489,502,020.00	38,360,148.00	317,505,504.00	38,360,148.00	317,505,504.00	38,360,148.00	317,505,504.00											
101041	20 PRIMA TÉCNICA SALARIAL	0.00	0.00	0.00	0.00	0.00	0.00	0.00	0.00	0.00											
101042	20 PRIMA TÉCNICA NO SALARIAL	1,740,502,020.00	0.00	1,489,502,020.00	38,360,148.00	317,505,504.00	38,360,148.00	317,505,504.00	38,360,148.00	317,505,504.00											
10105	OTROS	1,777,467,670.00	- 675,542,000.00	1,777,467,670.00	100,331,888.00	256,091,353.00	100,331,888.00	256,091,353.00	100,331,888.00	256,091,353.00											
1010502	20 BONIFICACION POR SERVICIOS PI	226,712,746.00	- 109,806,000.00	226,712,746.00	5,161,220.00	49,777,178.00	5,161,220.00	49,777,178.00	5,161,220.00	49,777,178.00											
1010505	20 BONIFICACION ESPECIAL DE REC	25,630,714.00	- 38,602,000.00	25,630,714.00	238,287.00	7,400,872.00	238,287.00	7,400,872.00	238,287.00	7,400,872.00											
1010512	20 SUBSIDIO DE ALIMENTACION	2,281,000.00	- 3,422,000.00	2,281,000.00	56,563.00	1,717,428.00	56,563.00	1,717,428.00	56,563.00	1,717,428.00											
1010513	20 AUXILIO DE TRANSPORTE	1,205,000.00	- 3,795,000.00	1,205,000.00	0.00	1,200,042.00	0.00	1,200,042.00	0.00	1,200,042.00											
1010514	20 PRIMA DE SERVICIO	284,818,258.00	- 210,978,000.00	284,818,258.00	92,960,664.00	117,251,940.00	92,960,664.00	117,251,940.00	92,960,664.00	117,251,940.00											
1010515	20 PRIMA DE VACACIONES	205,836,352.00	- 275,909,000.00	205,836,352.00	1,915,154.00	58,851,229.00	1,915,154.00	58,851,229.00	1,915,154.00	58,851,229.00											
1010516	20 PRIMA DE NAVIDAD	1,030,983,600.00	- 1,030,000.00	1,030,983,600.00	0.00	19,892,664.00	0.00	19,892,664.00	0.00	19,892,664.00											
1010592	20 BONIFICACION DE DIRECCION	0.00	- 32,000,000.00	0.00	0.00	0.00	0.00	0.00	0.00	0.00											
10108	20 OTROS GASTOS PERSONALES(DI	723,743,695.00	0.00	0.00	0.00	0.00	0.00	0.00	0.00	0.00											
10109	HORAS EXTRAS, DIAS FESTIVOS I	148,861,387.00	61,500,000.00	148,861,387.00	4,378,745.00	88,771,557.00	4,378,745.00	88,771,557.00	4,378,745.00	88,771,557.00											
101091	20 HORAS EXTRAS	48,946,117.00	32,000,000.00	48,946,117.00	2,866,599.00	17,082,064.00	2,866,599.00	17,082,064.00	2,866,599.00	17,082,064.00											
101093	20 INDEMNIZACION POR VACACIONE	99,915,270.00	29,500,000.00	99,915,270.00	1,512,146.00	71,689,493.00	1,512,146.00	71,689,493.00	1,512,146.00	71,689,493.00											
102	SERVICIOS PERSONALES INDIRECTOS	1,932,437,280.00	158,552,736.00	1,755,186,751.00	146,276,086.00	1,463,011,301.00	6,800,400.00	257,360,400.00	6,800,400.00	257,360,400.00											
10212	20 HONORARIOS	1,731,637,280.00	0.00	1,596,634,015.00	5,667,000.00	1,322,402,215.00	6,800,400.00	257,360,400.00	6,800,400.00	257,360,400.00											
10214	20 REMUNERACION SERVICIOS TECI	200,800,000.00	158,552,736.00	158,552,736.00	140,609,086.00	140,609,086.00	0.00	0.00	0.00	0.00											
105	CONTRIBUCIONES INHERENTES A	4,217,365,178.00	- 390,664,000.00	4,217,365,178.00	154,880,570.00	719,373,648.00	154,880,570.00	719,373,648.00	140,947,070.00	602,737,648.00											
1051	ADMINISTRADAS POR EL SECTOR	2,191,006,049.00	- 135,824,000.00	2,191,006,049.00	80,106,400.00	370,597,384.00	80,106,400.00	370,597,384.00	71,905,000.00	290,490,984.00											
10511	20 CAJAS DE COMPENSACION PRIVA	444,359,538.00	- 18,116,000.00	444,359,538.00	18,281,300.00	76,330,972.00	18,281,300.00	76,330,972.00	13,803,300.00	58,049,672.00											
10513	20 FONDOS ADMINISTRADORES DE I	844,198,994.00	- 37,395,000.00	844,198,994.00	30,875,800.00	141,595,302.00	30,875,800.00	141,595,302.00	28,752,500.00	110,719,502.00											
10514	20 EMPRESAS PRIVADAS PROMOTOI	902,447,517.00	- 80,313,000.00	902,447,517.00	30,949,300.00	152,671,110.00	30,949,300.00	152,671,110.00	29,349,200.00	121,721,810.00											
1052	ADMINISTRADAS POR EL SECTOR	1,470,911,707.00	- 232,193,000.00	1,470,911,707.00	51,923,670.00	253,367,678.00	51,923,670.00	253,367,678.00	51,788,370.00	239,688,578.00											
10522	20 FONDO NACIONAL DEL AHORRO	1,026,651,588.00	- 52,458,000.00	1,026,651,588.00	38,244,570.00	172,151,479.00	38,244,570.00	172,151,479.00	38,244,570.00	172,151,479.00											
10523	20 FONDOS ADMINISTRADORES DE I	392,616,061.00	- 171,026,000.00	392,616,061.00	11,793,800.00	71,997,041.00	11,793,800.00	71,997,041.00	11,761,000.00	60,203,241.00											
10527	20 ADMINISTRADORAS PUBLICAS DE	51,644,058.00	- 8,709,000.00	51,644,058.00	1,885,300.00	9,219,158.00	1,885,300.00	9,219,158.00	1,782,800.00	7,333,858.00											
1056	20 APORTES AL ICBF	333,267,653.00	- 13,589,000.00	333,267,653.00	13,710,100.00	57,244,611.00	13,710,100.00	57,244,611.00	10,352,000.00	43,534,511.00											
1057	20 APORTES AL SENA	222,179,769.00	- 9,058,000.00	222,179,769.00	9,140,400.00	38,163,975.00	9,140,400.00	38,163,975.00	6,901,700.00	29,023,575.00											

SINFAD

**INFORME MENSUAL DE EJECUCION DEL PRESUPUESTO DE GASTOS  
APROPIACIONES DE LA VIGENCIA**

**AGENCIA NACIONAL DE INFRAESTRUCTURA**

SECCION: 2413

UNIDAD EJECUTORA: 00

MES: JULIO

VIGENCIA FISCAL: 2012

RECURSOS ADMINISTRADOS:							RECURSOS DE LA NACION:			
CODIFICACION PRESUPUESTAL	DESCRIPCION	APROPIACION VIGENTE	CERTIFICADOS DEL MES	CERTIFICADOS ACUMULADOS	COMPROMISOS MES	COMPROMISOS ACUMULADOS	OBLIGACIONES MES	OBLIGACIONES ACUMULADAS	PAGOS DEL MES	TOTAL PAGOS ACUMULADOS
1	2	3	4	5	6	7	8	9	10	11
2	GASTOS GENERALES	6,899,482,175.00	1,801,997,810.00	6,393,939,275.38	1,233,500,247.00	3,091,102,644.38	409,172,573.00	1,321,309,064.38	409,172,573.00	1,321,309,064.38
20	GASTOS GENERALES	6,899,482,175.00	1,801,997,810.00	6,393,939,275.38	1,233,500,247.00	3,091,102,644.38	409,172,573.00	1,321,309,064.38	409,172,573.00	1,321,309,064.38
203	IMPUESTOS Y MULTAS	852,000.00	- 16,448,000.00	851,394.00	0.00	848,000.00	0.00	848,000.00	0.00	848,000.00
20350	IMPUESTOS Y CONTRIBUCIONES	852,000.00	- 16,448,000.00	851,394.00	0.00	848,000.00	0.00	848,000.00	0.00	848,000.00
2035002	20 IMPUESTO DE VEHICULO	852,000.00	- 1,148,000.00	851,394.00	0.00	848,000.00	0.00	848,000.00	0.00	848,000.00
2035003	20 IMPUESTO PREDIAL	0.00	- 15,300,000.00	0.00	0.00	0.00	0.00	0.00	0.00	0.00
204	ADQUISICION DE BIENES Y SERVI	6,898,630,175.00	1,818,445,810.00	6,393,087,881.38	1,233,500,247.00	3,090,254,644.38	409,172,573.00	1,320,461,064.38	409,172,573.00	1,320,461,064.38
20401	COMPRA DE EQUIPO	101,727,823.00	2,100,000.00	101,655,619.00	0.00	10,156,402.00	7,569,444.00	10,156,402.00	7,569,444.00	10,156,402.00
2040104	20 AUDIOVISUALES Y ACCESORIOS	23,991,584.00	80,000.00	23,975,584.00	0.00	0.00	0.00	0.00	0.00	0.00
2040106	20 EQUIPO DE SISTEMAS	10,796,213.00	0.00	10,743,013.00	0.00	7,000,000.00	7,000,000.00	7,000,000.00	7,000,000.00	7,000,000.00
2040108	20 SOFTWARE	63,341,288.00	1,570,000.00	63,340,796.00	0.00	1,524,514.00	0.00	1,524,514.00	0.00	1,524,514.00
2040125	20 OTRAS COMPRAS DE EQUIPOS	3,598,738.00	450,000.00	3,596,226.00	0.00	1,631,888.00	569,444.00	1,631,888.00	569,444.00	1,631,888.00
20402	ENSERES Y EQUIPOS DE OFICIN	75,266,457.00	900,000.00	75,199,867.00	0.00	32,270,072.00	32,270,072.00	32,270,072.00	32,270,072.00	32,270,072.00
204021	20 EQUIPOS Y MAQUINAS PARA OFIC	30,289,363.00	150,000.00	30,270,675.00	0.00	0.00	0.00	0.00	0.00	0.00
204022	20 MOBILIARIO Y ENSERES	44,977,094.00	750,000.00	44,929,192.00	0.00	32,270,072.00	32,270,072.00	32,270,072.00	32,270,072.00	32,270,072.00
20404	MATERIALES Y SUMINISTROS	172,766,297.00	2,501,537.00	147,256,184.18	2,501,537.00	146,593,473.18	39,614,027.00	89,003,804.18	39,614,027.00	89,003,804.18
2040401	20 COMBUSTIBLE Y LUBRICANTES	66,926,923.00	1,490,940.00	59,635,069.00	1,490,940.00	59,374,428.00	7,081,592.00	30,777,378.00	7,081,592.00	30,777,378.00
2040402	20 DOTACION	1,651,227.00	0.00	1,650,579.00	0.00	1,644,000.00	1,643,998.00	1,643,998.00	1,643,998.00	1,643,998.00
2040406	20 LLANTAS Y ACCESORIOS	160.00	0.00	1.00	0.00	0.00	0.00	0.00	0.00	0.00
2040409	20 MATERIALES DE CONSTRUCCION	290.00	0.00	1.00	0.00	0.00	0.00	0.00	0.00	0.00
2040413	20 MEDICAMENTOS Y PRODUCTOS F	135.00	0.00	0.00	0.00	0.00	0.00	0.00	0.00	0.00
2040415	20 PAPELERIA, UTILES DE ESCRITOR	65,900,200.00	344,994.00	57,566,397.10	344,994.00	57,305,846.10	19,222,834.00	37,350,670.10	19,222,834.00	37,350,670.10
2040417	20 PRODUCTOS DE ASEO Y LIMPIEZ	1,755,615.00	0.00	1,706,994.00	0.00	1,700,000.00	0.00	526,388.00	0.00	526,388.00
2040418	20 PRODUCTOS DE CAFETERIA Y RE	14,140,040.00	665,603.00	9,364,607.84	665,603.00	9,323,872.84	665,603.00	6,693,372.84	665,603.00	6,693,372.84
2040420	20 REPUESTOS	17,001,346.00	0.00	12,011,060.24	0.00	11,945,326.24	11,000,000.00	11,945,326.24	11,000,000.00	11,945,326.24
2040421	20 UTENSILIOS DE CAFETERIA	2,312,318.00	0.00	2,309,212.00	0.00	2,300,000.00	0.00	66,671.00	0.00	66,671.00
2040423	20 OTROS MATERIALES Y SUMINIST	3,078,043.00	0.00	3,012,263.00	0.00	3,000,000.00	0.00	0.00	0.00	0.00
20405	MANTENIMIENTO	3,215,527,193.00	1,700,281,119.00	3,157,713,382.20	281,119.00	89,111,238.20	6,524,479.00	50,583,438.20	6,524,479.00	50,583,438.20
2040501	20 MANTENIMIENTO DE BIENES INML	3,077,944,437.00	1,700,000,000.00	3,071,060,006.00	0.00	3,000,000.00	3,000,000.00	3,000,000.00	3,000,000.00	3,000,000.00
2040502	20 MANTENIMIENTO DE BIENES MUE	5,131,553.00	281,119.00	1,099,551.80	281,119.00	1,081,507.80	281,119.00	1,081,507.80	281,119.00	1,081,507.80
2040505	20 MANTENIMIENTO EQUIPO COMUN	45,430,156.00	0.00	1,100,266.40	0.00	921,270.40	0.00	921,270.40	0.00	921,270.40
2040506	20 MANTENIMIENTO EQUIPO DE NAV	56,425,327.00	0.00	55,785,842.00	0.00	55,562,240.00	3,243,360.00	32,810,440.00	3,243,360.00	32,810,440.00
2040508	20 SERVICIO DE ASEO	563,810.00	0.00	2,246.00	0.00	0.00	0.00	0.00	0.00	0.00
2040510	20 SERVICIO DE SEGURIDAD Y VIGIL	400,461.00	0.00	1,596.00	0.00	0.00	0.00	0.00	0.00	0.00
2040512	20 MANTENIMIENTO DE OTROS BIEN	1,004,768.00	0.00	104,003.00	0.00	100,400.00	0.00	100,400.00	0.00	100,400.00
2040513	20 MANTENIMIENTO DE SOFTWARE	28,626,681.00	0.00	28,559,871.00	0.00	28,445,820.00	0.00	12,669,820.00	0.00	12,669,820.00
20406	COMUNICACIONES Y TRANSPORT	140,597,305.00	285,136.00	139,099,978.00	583,372.00	135,737,127.00	764,899.00	47,021,666.00	764,899.00	47,021,666.00

SINFAD

**INFORME MENSUAL DE EJECUCION DEL PRESUPUESTO DE GASTOS  
APROPIACIONES DE LA VIGENCIA**

**AGENCIA NACIONAL DE INFRAESTRUCTURA**

SECCION: 2413 UNIDAD EJECUTORA: 00

MES: JULIO

VIGENCIA FISCAL: 2012

RECURSOS ADMINISTRADOS:											RECURSOS DE LA NACION:										
CODIFICACION PRESUPUESTAL	DESCRIPCION	APROPIACION VIGENTE	CERTIFICADOS DEL MES	CERTIFICADOS ACUMULADOS	COMPROMISOS MES	COMPROMISOS ACUMULADOS	OBLIGACIONES MES	OBLIGACIONES ACUMULADAS	PAGOS DEL MES	TOTAL PAGOS ACUMULADOS											
1	2	3	4	5	6	7	8	9	10	11											
204062	20 CORREO	103,412,518.00	186,744.00	103,333,886.00	186,744.00	102,978,743.00	368,271.00	44,380,930.00	368,271.00	44,380,930.00											
204065	20 SERVICIOS DE TRANSMISION DE I	36,180,782.00	0.00	35,261,794.00	298,236.00	32,256,886.00	298,236.00	2,139,238.00	298,236.00	2,139,238.00											
204067	20 TRANSPORTE	1,004,005.00	98,392.00	504,298.00	98,392.00	501,498.00	98,392.00	501,498.00	98,392.00	501,498.00											
204068	20 OTROS COMUNICACIONES Y TRAI	0.00	0.00	0.00	0.00	0.00	0.00	0.00	0.00	0.00											
20407	IMPRESOS Y PUBLICACIONES	65,625,962.00	518,466.00	49,044,769.58	518,466.00	47,891,794.58	1,461,466.00	27,142,394.58	1,461,466.00	27,142,394.58											
204073	20 EDICION DE LIBROS,REVISTAS,ES	10,040,478.00	0.00	10,040,002.00	0.00	10,000,000.00	0.00	0.00	0.00	0.00											
204075	20 SUSCRIPCIONES	24,329,046.00	0.00	24,208,765.00	0.00	23,198,000.00	943,000.00	22,943,000.00	943,000.00	22,943,000.00											
204076	20 OTROS GASTOS POR IMPRESOS	31,256,438.00	518,466.00	14,796,002.58	518,466.00	14,693,794.58	518,466.00	4,199,394.58	518,466.00	4,199,394.58											
20408	SERVICIOS PUBLICOS	424,340,874.00	0.00	329,890,600.00	801,741.00	322,936,769.00	33,110,911.00	202,534,929.00	33,110,911.00	202,534,929.00											
204081	20 ACUEDUCTO,ALCANTARILLADO Y	28,220,470.00	0.00	712,432.00	32,680.00	177,120.00	32,680.00	177,120.00	32,680.00	177,120.00											
204082	20 ENERGIA	358,866,113.00	0.00	301,429,745.00	0.00	300,255,587.00	32,309,170.00	191,953,747.00	32,309,170.00	191,953,747.00											
204085	20 TELEFONIA MOVIL CELULAR	18,072,860.00	0.00	15,072,003.00	769,061.00	10,221,568.00	769,061.00	10,221,568.00	769,061.00	10,221,568.00											
204086	20 TELEFONO, FAX Y OTROS	19,181,431.00	0.00	12,676,420.00	0.00	12,282,494.00	0.00	182,494.00	0.00	182,494.00											
20409	SEGUROS	211,532,873.00	529,400.00	209,001,161.00	529,400.00	207,810,729.00	0.00	207,281,325.00	0.00	207,281,325.00											
2040905	20 SEGURO DE INFIDELIDAD Y RIESC	70,347,662.00	0.00	70,320,111.00	0.00	69,905,096.00	0.00	69,905,095.00	0.00	69,905,095.00											
2040911	20 SEGUROS GENERALES	55,382,326.00	529,400.00	53,339,206.00	529,400.00	52,931,660.00	0.00	52,402,257.00	0.00	52,402,257.00											
2040913	20 OTROS SEGUROS	85,802,885.00	0.00	85,341,844.00	0.00	84,973,973.00	0.00	84,973,973.00	0.00	84,973,973.00											
20410	ARRENDAMIENTOS	1,505,732,358.00	28,000,000.00	1,479,220,049.00	1,169,954,460.00	1,424,000,000.00	198,045,540.00	437,943,068.00	198,045,540.00	437,943,068.00											
204101	20 ARRENDAMIENTO DE BIENES MUI	110,372,358.00	28,000,000.00	84,360,049.00	28,000,000.00	84,000,000.00	0.00	41,851,988.00	0.00	41,851,988.00											
204102	20 ARRENDAMIENTOS BIENES INMUE	1,395,360,000.00	0.00	1,394,860,000.00	1,141,954,460.00	1,340,000,000.00	198,045,540.00	396,091,080.00	198,045,540.00	396,091,080.00											
20411	VIATICOS Y GASTOS DE VIAJE	312,613,381.00	58,259,776.00	190,888,724.00	58,259,776.00	187,209,033.00	25,204,956.00	120,679,134.00	25,204,956.00	120,679,134.00											
204111	20 VIATICOS Y GASTOS DE VIAJE AL	87,000,000.00	0.00	34,236,330.00	0.00	31,752,288.00	1,189,715.00	20,373,469.00	1,189,715.00	20,373,469.00											
204112	20 VIATICOS Y GASTOS DE VIAJE AL	225,613,381.00	58,259,776.00	156,652,394.00	58,259,776.00	155,456,745.00	24,015,241.00	100,305,665.00	24,015,241.00	100,305,665.00											
20414	20 GASTOS JUDICIALES	4,764,653.00	0.00	3,531,983.00	0.00	3,513,000.00	3,500,000.00	3,513,000.00	3,500,000.00	3,513,000.00											
20421	CAPACITACION,BIENESTAR SOCIA	392,860,472.00	25,000,000.00	389,255,481.00	0.00	362,690,300.00	0.00	12,690,300.00	0.00	12,690,300.00											
204213	20 ELEMENTOS PARA ESTIMULOS	180,472.00	0.00	719.00	0.00	0.00	0.00	0.00	0.00	0.00											
204214	20 SERVICIOS DE BIENESTAR SOCIA	389,840,000.00	25,000,000.00	389,143,846.00	0.00	362,690,300.00	0.00	12,690,300.00	0.00	12,690,300.00											
204215	20 SERVICIOS DE CAPACITACION	2,840,000.00	0.00	110,916.00	0.00	0.00	0.00	0.00	0.00	0.00											
20422	GASTOS FINANCIEROS	509,821.00	0.00	509,821.00	0.00	10,715.00	0.00	10,715.00	0.00	10,715.00											
204221	20 COMISIONES BANCARIAS	509,821.00	0.00	509,821.00	0.00	10,715.00	0.00	10,715.00	0.00	10,715.00											
20441	OTROS GASTOS POR ADQUISICIO	274,764,706.00	70,376.00	120,820,262.42	70,376.00	120,323,991.42	61,106,779.00	79,630,816.42	61,106,779.00	79,630,816.42											
2044113	20 OTROS GASTOS POR ADQUISICIO	274,764,706.00	70,376.00	120,820,262.42	70,376.00	120,323,991.42	61,106,779.00	79,630,816.42	61,106,779.00	79,630,816.42											
3	TRANSFERENCIAS CORRIENTES	24,361,635,142.00	0.00	83,671,455.00	0.00	0.00	0.00	0.00	0.00	0.00											
32	TRANSFERENCIAS AL SECTOR PU	5,163,235,142.00	0.00	15,083,009.00	0.00	0.00	0.00	0.00	0.00	0.00											
321	ORDEN NACIONAL	5,163,235,142.00	0.00	15,083,009.00	0.00	0.00	0.00	0.00	0.00	0.00											
3211	21 CUOTA DE AUDITAJE CONTRANA	3,601,335,142.00	0.00	14,347,949.00	0.00	0.00	0.00	0.00	0.00	0.00											
3211	20 CUOTA DE AUDITAJE CONTRANA	184,500,000.00	0.00	735,060.00	0.00	0.00	0.00	0.00	0.00	0.00											

SINFAD

**INFORME MENSUAL DE EJECUCION DEL PRESUPUESTO DE GASTOS  
APROPIACIONES DE LA VIGENCIA**

**AGENCIA NACIONAL DE INFRAESTRUCTURA**

SECCION: 2413

UNIDAD EJECUTORA: 00

MES: JULIO

VIGENCIA FISCAL: 2012

RECURSOS ADMINISTRADOS:		RECURSOS DE LA NACION:								
CODIFICACION PRESUPUESTAL	DESCRIPCION	APROPIACION VIGENTE	CERTIFICADOS DEL MES	CERTIFICADOS ACUMULADOS	COMPROMISOS MES	COMPROMISOS ACUMULADOS	OBLIGACIONES MES	OBLIGACIONES ACUMULADAS	PAGOS DEL MES	TOTAL PAGOS ACUMULADOS
1	2	3	4	5	6	7	8	9	10	11
3211	11 CUOTA DE AUDITAJE CONTRANA	1,377,400,000.00	0.00	0.00	0.00	0.00	0.00	0.00	0.00	0.00
36	OTRAS TRANSFERENCIAS	19,198,400,000.00	0.00	68,588,446.00	0.00	0.00	0.00	0.00	0.00	0.00
361	SENTENCIAS Y CONCILIACIONES	17,215,700,000.00	0.00	68,588,446.00	0.00	0.00	0.00	0.00	0.00	0.00
3611	21 SENTENCIAS Y CONCILIACIONES	17,215,700,000.00	0.00	68,588,446.00	0.00	0.00	0.00	0.00	0.00	0.00
363	DESTINATARIOS DE LAS OTRAS T	1,982,700,000.00	0.00	0.00	0.00	0.00	0.00	0.00	0.00	0.00
36326	20 PROV.PARA GTOS INSTIT. Y/O SEI	1,982,700,000.00	0.00	0.00	0.00	0.00	0.00	0.00	0.00	0.00
7	SERVICIO DE LA DEUDA INTERNA	288,126,500,000.00	0.00	203,088,806,297.45	0.00	203,088,806,297.45	34,437,998,932.00	202,531,980,555.45	34,437,998,932.00	202,531,980,555.45
71	AMORTIZACIÓN DEUDA PÚBLICA I	288,126,500,000.00	0.00	203,088,806,297.45	0.00	203,088,806,297.45	34,437,998,932.00	202,531,980,555.45	34,437,998,932.00	202,531,980,555.45
711	11 NACIÓN	288,126,500,000.00	0.00	203,088,806,297.45	0.00	203,088,806,297.45	34,437,998,932.00	202,531,980,555.45	34,437,998,932.00	202,531,980,555.45
113	MEJORAMIENTO Y MANT. DE INFR	2952,360,233,827.00	12,838,047,809.00	2864,127,369,053.00	1,590,782,625.00	2849,669,040,781.00	4,783,925,867.00	313,867,436,914.00	102,539,354,867.00	313,867,436,914.00
113600	INTERSUBSECTORIAL TRANSPOR	1751,304,821,090.00	0.00	1751,304,821,090.00	0.00	1751,304,821,090.00	4,506,284,041.00	106,727,532,108.00	102,261,713,041.00	106,727,532,108.00
113600125	10 MEJORAMIENTO APOYO ESTATAL	22,717,512,730.00	0.00	22,717,512,730.00	0.00	22,717,512,730.00	0.00	0.00	0.00	0.00
113600128	10 MEJOR. APOYO ESTATAL PROY.D	1149,333,200,000.00	0.00	1149,333,200,000.00	0.00	1149,333,200,000.00	2,261,713,041.00	6,727,532,108.00	2,261,713,041.00	6,727,532,108.00
113600129	10 MEJOR. MANT.DE LA CONCES.RU	152,954,108,360.00	0.00	152,954,108,360.00	0.00	152,954,108,360.00	0.00	0.00	0.00	0.00
113600130	10 MEJORAMIENTO MANTENIMIENTC	126,300,000,000.00	0.00	126,300,000,000.00	0.00	126,300,000,000.00	0.00	0.00	0.00	0.00
113600131	10 MEJORAMIENTO CONCESION AR	92,417,435,716.00	0.00	92,417,435,716.00	0.00	92,417,435,716.00	0.00	0.00	0.00	0.00
113600131	11 MEJORAMIENTO CONCESION AR	107,582,564,284.00	0.00	107,582,564,284.00	0.00	107,582,564,284.00	0.00	0.00	0.00	0.00
113600132	10 MEJORAMIENTO MANTEN.DE LA C	100,000,000,000.00	0.00	100,000,000,000.00	0.00	100,000,000,000.00	2,244,571,000.00	100,000,000,000.00	100,000,000,000.00	100,000,000,000.00
113601	RED VIAL NACIONAL	1074,840,114,000.00	0.00	1074,840,114,000.00	0.00	1074,720,114,000.00	0.00	187,863,000,000.00	0.00	187,863,000,000.00
1136013	20 MEJORAMIENTO AUTOPISTA BOG	30,120,000,000.00	0.00	30,120,000,000.00	0.00	30,000,000,000.00	0.00	0.00	0.00	0.00
1136013	10 MEJORAMIENTO AUTOPISTA BOG	377,120,000,000.00	0.00	377,120,000,000.00	0.00	377,120,000,000.00	0.00	187,863,000,000.00	0.00	187,863,000,000.00
1136015	10 MEJORAMIENTO TRANSVERSAL E	555,958,000,000.00	0.00	555,958,000,000.00	0.00	555,958,000,000.00	0.00	0.00	0.00	0.00
1136016	10 MEJORAMIENTO AUTOPISTAS DE	111,642,114,000.00	0.00	111,642,114,000.00	0.00	111,642,114,000.00	0.00	0.00	0.00	0.00
113605	TRANSPORTE FÉRREO	123,215,298,737.00	9,850,000,000.00	34,982,433,963.00	1,590,782,625.00	23,644,105,691.00	277,641,826.00	19,276,904,806.00	277,641,826.00	19,276,904,806.00
11360507	20 REHABILITACIÓN DE VÍAS FÉRRE/	104,869,600,000.00	0.00	25,059,343,530.00	1,590,782,625.00	23,644,105,691.00	277,641,826.00	19,276,904,806.00	277,641,826.00	19,276,904,806.00
11360507	21 REHABILITACIÓN DE VÍAS FÉRRE/	18,345,698,737.00	9,850,000,000.00	9,923,090,433.00	0.00	0.00	0.00	0.00	0.00	0.00
113607	TRANSPORTE MARITIMO	3,000,000,000.00	2,988,047,809.00	3,000,000,000.00	0.00	0.00	0.00	0.00	0.00	0.00
1136071	21 APOYO ESTATAL A LOS PUERTOS	3,000,000,000.00	2,988,047,809.00	3,000,000,000.00	0.00	0.00	0.00	0.00	0.00	0.00
520	ADMN. ATENCIÓN, CONTROL Y O	79,271,665,313.00	14,620,257,705.00	75,449,304,291.00	343,595,413.00	58,343,936,569.00	855,332,646.00	4,639,495,668.00	860,581,701.00	4,639,495,668.00
520600	INTERSUBSECTORIAL TRANSPOR	79,271,665,313.00	14,620,257,705.00	75,449,304,291.00	343,595,413.00	58,343,936,569.00	855,332,646.00	4,639,495,668.00	860,581,701.00	4,639,495,668.00
520600001	10 APOY. Y DOTAC. TECN. Y ADMIN.P.	808,164,910.00	0.00	808,164,910.00	0.00	758,179,857.00	1,418,667.00	130,327,959.00	1,418,667.00	130,327,959.00
520600001	21 APOY. Y DOTAC. TECN. Y ADMIN.P.	10,953,032,209.00	218,798,104.00	10,936,405,875.00	343,595,413.00	8,607,448,816.00	844,885,161.00	4,390,214,891.00	850,134,216.00	4,390,214,891.00
520600002	21 APOYO A LA GEST.DEL ESTADO. /	67,510,468,194.00	14,401,459,601.00	63,704,733,506.00	0.00	48,978,307,896.00	9,028,818.00	118,952,818.00	9,028,818.00	118,952,818.00
530	ATENCIÓN, CONTROL Y ORGAN.IN	411,000,865,718.00	0.00	407,883,119,641.14	0.00	405,555,588,570.00	0.00	253,050,257,239.00	0.00	253,050,257,239.00
530600	INTERSUBSECTORIAL TRANSPOR	411,000,865,718.00	0.00	407,883,119,641.14	0.00	405,555,588,570.00	0.00	253,050,257,239.00	0.00	253,050,257,239.00
530600003	21 APOYO A LA GES.DEL EST.OBRAS	23,289,865,718.00	0.00	20,199,119,641.00	0.00	20,106,331,331.00	0.00	0.00	0.00	0.00
530600003	10 APOYO A LA GES.DEL EST.OBRAS	387,711,000,000.00	0.00	387,684,000,000.14	0.00	385,449,257,239.00	0.00	253,050,257,239.00	0.00	253,050,257,239.00

SINFAD

**INFORME MENSUAL DE EJECUCION DEL PRESUPUESTO DE GASTOS  
APROPIACIONES DE LA VIGENCIA**


**AGENCIA NACIONAL DE INFRAESTRUCTURA**

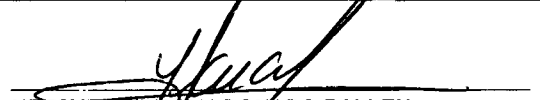
SECCION: 2413 UNIDAD EJECUTORA: 00

MES: JULIO

VIGENCIA FISCAL: 2012

RECURSOS ADMINISTRADOS:							RECURSOS DE LA NACION:			
CODIFICACION PRESUPUESTAL	DESCRIPCION	APROPIACION VIGENTE	CERTIFICADOS DEL MES	CERTIFICADOS ACUMULADOS	COMPROMISOS MES	COMPROMISOS ACUMULADOS	OBLIGACIONES MES	OBLIGACIONES ACUMULADAS	PAGOS DEL MES	TOTAL PAGOS ACUMULADOS
1	2	3	4	5	6	7	8	9	10	11
<b>SUBTOTAL</b>		3782,862,700,000.00	27,145,764,060.00	3576,716,533,613.97	3,966,568,214.00	3524,322,369,813.83	41,145,644,261.00	778,778,723,491.83	138,892,388,816.00	778,662,087,491.83
<b>TOTAL ACUMULADO:</b>		3782,862,700,000.00	27,145,764,060.00	3576,716,533,613.97	3,966,568,214.00	3524,322,369,813.83	41,145,644,261.00	778,778,723,491.83	138,892,388,816.00	778,662,087,491.83

  
 MARÍA CLARA GARRIDO GARRIDO  
 VICEPRESIDENTE ADTIVA Y FINANCIERA

  
 NÉLCY JENITH MALDONADO BALEN  
 COOR.GRUPO INT.TRAB. ADTIVO Y FCRO

**INFORME MENSUAL DE EJECUCION DEL PRESUPUESTO DE GASTOS  
CUENTAS POR PAGAR**

**AGENCIA NACIONAL DE INFRAESTRUCTURA**

SECCION: 2413

UNIDAD EJECUTORA: 00

MES: JULIO

VIGENCIA FISCAL: 2012

RECURSOS ADMINISTRADOS:		RECURSOS DE LA NACION:		
CODIFICACION PRESUPUESTAL	DESCRIPCION	CUENTAS POR PAGAR CONSTITUIDAS	PAGOS MES	TOTAL PAGOS ACUMULADOS
1	2	3	4	5
1	GASTOS DE PERSONAL	7,313,195.00	0.00	7,208,339.00
10	GASTOS DE PERSONAL	7,313,195.00	0.00	7,208,339.00
101	SERVICIOS PERSONALES ASOCIADOS A NOMINA	2,119,974.00	0.00	2,101,862.00
10101	SUELDOS DEL PERSONAL DE NOMINA	765,111.00	0.00	746,999.00
101011	20 SUELDOS	744,041.00	0.00	744,041.00
101012	20 SUELDO DE VACACIONES	2,958.00	0.00	2,958.00
101014	20 INCAPACIDADES Y LICENCIA DE MATERNIDAD	18,112.00	0.00	0.00
10104	PRIMA TECNICA	203,823.00	0.00	203,823.00
101042	20 PRIMA TECNICA NO SALARIAL	203,823.00	0.00	203,823.00
10105	OTROS	734,443.00	0.00	734,443.00
1010502	20 BONIFICACION POR SERVICIOS PRESTADOS	8,343.00	0.00	8,343.00
1010505	20 BONIFICACION ESPECIAL DE RECREACION	743.00	0.00	743.00
1010512	20 SUBSIDIO DE ALIMENTACION	1,468.00	0.00	1,468.00
1010513	20 AUXILIO DE TRANSPORTE	211.00	0.00	211.00
1010515	20 PRIMA DE VACACIONES	6,285.00	0.00	6,285.00
1010516	20 PRIMA DE NAVIDAD	706,801.00	0.00	706,801.00
1010592	20 BONIFICACION DE DIRECCION	10,592.00	0.00	10,592.00
10109	HORAS EXTRAS, DIAS FESTIVOS E INDEMNIZACION DE VACACI	416,597.00	0.00	416,597.00
101091	20 HORAS EXTRAS	38,262.00	0.00	38,262.00
101093	20 INDEMNIZACION POR VACACIONES	378,335.00	0.00	378,335.00
102	SERVICIOS PERSONALES INDIRECTOS	4,579,744.00	0.00	4,493,000.00
10212	20 HONORARIOS	4,572,733.00	0.00	4,493,000.00
10214	20 REMUNERACION SERVICIOS TECNICOS	7,011.00	0.00	0.00
105	CONTRIBUCIONES INHERENTES A LA NOMINA SECTOR PRIVAD	613,477.00	0.00	613,477.00
1051	ADMINISTRADAS POR EL SECTOR PRIVADO	324,993.00	0.00	324,993.00
10511	20 CAJAS DE COMPENSACION PRIVADAS	67,346.00	0.00	67,346.00
10513	20 FONDOS ADMINISTRADORES DE PENSIONES PRIVADOS	121,543.00	0.00	121,543.00
10514	20 EMPRESAS PRIVADAS PROMOTORAS DE SALUD	136,104.00	0.00	136,104.00
1052	ADMINISTRADAS POR EL SECTOR PUBLICO	204,310.00	0.00	204,310.00
10522	20 FONDO NACIONAL DEL AHORRO	125,660.00	0.00	125,660.00
10523	20 FONDOS ADMINISTRADORES DE PENSIONES PUBLICOS	70,603.00	0.00	70,603.00
10527	20 ADMINISTRADORAS PUBLICAS DE APORTES P/ACC DE TRABAJ	8,047.00	0.00	8,047.00
1056	20 APORTES AL ICBF	50,503.00	0.00	50,503.00
1057	20 APORTES AL SENA	33,671.00	0.00	33,671.00
2	GASTOS GENERALES	351,733,051.00	0.00	347,736,951.00

SINFAD

**INFORME MENSUAL DE EJECUCION DEL PRESUPUESTO DE GASTOS  
CUENTAS POR PAGAR**

**AGENCIA NACIONAL DE INFRAESTRUCTURA**

SECCION: 2413

UNIDAD EJECUTORA: 00

MES: JULIO

VIGENCIA FISCAL: 2012

RECURSOS ADMINISTRADOS:		RECURSOS DE LA NACION:		
CODIFICACION PRESUPUESTAL	DESCRIPCION	CUENTAS POR PAGAR CONSTITUIDAS	PAGOS MES	TOTAL PAGOS ACUMULADOS
1	2	3	4	5
20	GASTOS GENERALES	351,733,051.00	0.00	347,736,951.00
204	ADQUISICION DE BIENES Y SERVICIOS	351,733,051.00	0.00	347,736,951.00
20401	COMPRA DE EQUIPO	94,672,741.00	0.00	94,160,160.00
2040104	20 AUDIOVISUALES Y ACCESORIOS	2,003.00	0.00	0.00
2040106	20 EQUIPO DE SISTEMAS	73,508,924.00	0.00	73,160,160.00
2040108	20 SOFTWARE	21,098,614.00	0.00	21,000,000.00
2040125	20 OTRAS COMPRAS DE EQUIPOS	63,200.00	0.00	0.00
20402	ENSERES Y EQUIPOS DE OFICINA	60,298,908.00	0.00	59,934,996.00
204021	20 EQUIPOS Y MAQUINAS PARA OFICINA	9,543,196.00	0.00	9,469,196.00
204022	20 MOBILIARIO Y ENSERES	50,755,712.00	0.00	50,465,800.00
20404	MATERIALES Y SUMINISTROS	41,459,829.00	0.00	41,131,760.00
2040401	20 COMBUSTIBLES Y LUBRICANTES	7,095,029.00	0.00	7,000,000.00
2040402	20 DOTACION	20,211.00	0.00	0.00
2040406	20 LLANTAS Y ACCESORIOS	3,614,400.00	0.00	3,600,000.00
2040409	20 MATERIALES DE CONSTRUCCION	200.00	0.00	0.00
2040413	20 MEDICAMENTOS Y PRODUCTOS FARMACEUTICOS	21.00	0.00	0.00
2040415	20 PAPELERIA, UTILES DE ESCRITORIO Y OFICINA	13,326,498.00	0.00	13,256,296.00
2040417	20 PRODUCTOS DE ASEO Y LIMPIEZA	39.00	0.00	0.00
2040418	20 PRODUCTOS DE CAFETERIA Y RESTAURANTE	38,677.00	0.00	0.00
2040420	20 REPUESTOS	5,036,251.00	0.00	5,000,001.00
2040421	20 UTENSILIOS DE CAFETERIA	1,004,214.00	0.00	999,963.00
2040423	20 OTROS MATERIALES Y SUMINISTROS	11,324,289.00	0.00	11,275,500.00
20405	MANTENIMIENTO	29,424,333.00	0.00	28,881,461.00
2040501	20 MANTENIMIENTO DE BIENES INMUEBLES	1,624,000.00	0.00	1,604,000.00
2040502	20 MANTENIMIENTO DE BIENES MUEBLES.EQUIPOS Y ENSERES	14,836,706.00	0.00	14,722,382.00
2040505	20 MANTENIMIENTO DE EQUIPO DE COMUNICACIONES Y COMPUT	4,650,334.00	0.00	4,567,319.00
2040506	20 MANTENIMIENTO DE EQUIPO DE NAVEGACION Y TRANSPORTE	8,022,662.00	0.00	7,987,760.00
2040513	20 MANTENIMIENTO DE SOFTWARE	290,631.00	0.00	0.00
20406	COMUNICACIONES Y TRANSPORTES	6,969,415.00	0.00	6,753,350.00
204062	20 CORREO	364,510.00	0.00	212,850.00
204065	20 SERVICIO DE TRANSMISION DE INFORMACION	6,602,446.00	0.00	6,540,500.00
204067	20 TRANSPORTE	2,459.00	0.00	0.00
20407	IMPRESOS Y PUBLICACIONES	88,094.00	0.00	0.00
204073	20 EDICION DE LIBROS,REVISTAS,ESCRITOS Y TRABAJOS TIPOGR	32,045.00	0.00	0.00
204075	20 SUSCRIPCIONES	48,827.00	0.00	0.00

SINFAD

**INFORME MENSUAL DE EJECUCION DEL PRESUPUESTO DE GASTOS  
CUENTAS POR PAGAR**

**AGENCIA NACIONAL DE INFRAESTRUCTURA**

SECCION: 2413

UNIDAD EJECUTORA: 00

MES: JULIO

VIGENCIA FISCAL: 2012

RECURSOS ADMINISTRADOS:		RECURSOS DE LA NACION:		
CODIFICACION PRESUPUESTAL	DESCRIPCION	CUENTAS POR PAGAR CONSTITUIDAS	PAGOS MES	TOTAL PAGOS ACUMULADOS
1	2	3	4	5
204076	20 OTROS GASTOS POR IMPRESOS Y PUBLICACIONES	7,222.00	0.00	0.00
20408	SERVICIOS PUBLICOS	4,603,317.00	0.00	4,200,000.00
204081	20 ACUEDUCTO,ALCANTARILLADO Y ASEO	495.00	0.00	0.00
204082	20 ENERGIA	345,333.00	0.00	0.00
204085	20 TELEFONIA MOVIL CELULAR	12,840.00	0.00	0.00
204086	20 TELEFONO, FAX Y OTROS	4,244,649.00	0.00	4,200,000.00
20409	SEGUROS	27,593,132.00	0.00	27,158,797.00
2040905	20 SEGURO DE INFIDELIDAD Y RIESGOS FINANCIEROS	14,398,278.00	0.00	14,164,077.00
2040911	20 SEGUROS GENERALES	5,044,506.00	0.00	5,000,000.00
2040913	20 OTROS SEGUROS	8,150,348.00	0.00	7,994,720.00
20410	ARRENDAMIENTOS	37,812.00	0.00	0.00
204101	20 ARRENDAMIENTO DE BIENES MUEBLES	37,812.00	0.00	0.00
20411	VIATICOS Y GASTOS DE VIAJE	10,985,707.00	0.00	10,623,540.00
204111	20 VIATICOS Y GASTOS DE VIAJE AL EXTERIOR	3,168,430.00	0.00	3,138,200.00
204112	20 VIATICOS Y GASTOS DE VIAJE AL INTERIOR	7,817,277.00	0.00	7,485,340.00
20414	20 GASTOS JUDICIALES	15,215.00	0.00	0.00
20421	CAPACITACION,BIENESTAR SOCIAL Y ESTIMULOS	25,620,292.00	0.00	25,284,182.00
204213	20 ELEMENTOS PARA ESTIMULOS	46,402.00	0.00	0.00
204214	20 SERVICIOS DE BIENESTAR SOCIAL	25,447,847.00	0.00	25,284,182.00
204215	20 SERVICIOS DE CAPACITACION	126,043.00	0.00	0.00
20441	OTROS GASTOS POR ADQUISICION DE SERVICIOS	49,964,256.00	0.00	49,608,705.00
2044113	20 OTROS GASTOS POR ADQUISICION DE SERVICIOS	49,964,256.00	0.00	49,608,705.00
3	TRANSFERENCIAS CORRIENTES	44,821,383.24	0.00	34,010,741.00
36	OTRAS TRANSFERENCIAS	44,821,383.24	0.00	34,010,741.00
361	SENTENCIAS Y CONCILIACIONES	44,821,383.24	0.00	34,010,741.00
3611	20 SENTENCIAS Y CONCILIACIONES	44,821,383.24	0.00	34,010,741.00
113	MEJORAMIENTO Y MANTENIM. INFRAESTRUCTURA PROPIA DEI	30,161,319,405.00	0.00	0.00
113601	RED TRONCAL NACIONAL	30,120,000,000.00	0.00	0.00
1136013	20 MEJORAMIENTO AUTOPISTA BOGOTA-VILLAVICENCIO	30,120,000,000.00	0.00	0.00
113605	TRANSPORTE FÉRREO	41,319,405.00	0.00	0.00
11360507	21 REHABILITACIÓN VÍAS FÉRREAS NIVEL NAL SISTEMA DE CONC	39,583,069.00	0.00	0.00
11360507	20 REHABILITACIÓN VÍAS FÉRREAS NIVEL NAL SISTEMA DE CONC	1,736,336.00	0.00	0.00
530	ATENCIÓN, CONTROL Y ORGAN. INSTITUC. APOYO A LA GES. D	52,315,660,889.62	0.00	52,310,670,197.00
530600	INTERSUBSECTORIAL TRANSPORTE	52,315,660,889.62	0.00	52,310,670,197.00
530600004	25 APOYO GEST. EDO. ASESORIAS Y CONSULTORIAS. CONTRAT. I	54,240,320.00	0.00	54,240,320.00

SINFAD



**INFORME MENSUAL DE EJECUCION DEL PRESUPUESTO DE GASTOS  
CUENTAS POR PAGAR**

**AGENCIA NACIONAL DE INFRAESTRUCTURA**


SECCION: 2413


UNIDAD EJECUTORA: 00

MES: JULIO

VIGENCIA FISCAL: 2012

RECURSOS ADMINISTRADOS:		RECURSOS DE LA NACION:		
CODIFICACION PRESUPUESTAL	DESCRIPCION	CUENTAS POR PAGAR CONSTITUIDAS	PAGOS MES	TOTAL PAGOS ACUMULADOS
1	2	3	4	5
530600004	11 APOYO GEST. EDO. ASESORIAS Y CONSULTORIAS. CONTRAT. I	51,617,020,035.00	0.00	51,617,020,035.00
530600101	11 APOYO DOTACIÓN TÉC Y ADTIVO FORTALEC. INST. DEL INCO N	475,393,155.00	0.00	475,393,155.00
530600101	20 APOYO DOTACIÓN TÉC Y ADTIVO FORTALEC. INST. DEL INCO N	169,007,379.62	0.00	164,016,687.00
<b>SUBTOTAL</b>		<b>82,880,847,923.86</b>	<b>0.00</b>	<b>52,699,626,228.00</b>
<b>TOTAL ACUMULADO:</b>		<b>82,880,847,923.86</b>	<b>0.00</b>	<b>52,699,626,228.00</b>

  
 \_\_\_\_\_  
 MARÍA CLARA GARRIDO GARRIDO  
 VICEPRESIDENTE ADTIVA Y FINANCIERA

  
 \_\_\_\_\_  
 NELCY JENITH MALDONADO BALLEEN  
 COOR.GRUPO INT.TRAB. ADTIVO Y FCRO

**INFORME MENSUAL DE EJECUCION DEL PRESUPUESTO DE GASTOS  
RESERVAS PRESUPUESTALES**

**AGENCIA NACIONAL DE INFRAESTRUCTURA**

SECCION: 2413 UNIDAD EJECUTORA: 00

MES: JULIO

VIGENCIA FISCAL: 2012

RECURSOS ADMINISTRADOS:		RECURSOS DE LA NACION:					
CODIFICACION PRESUPUESTAL	DESCRIPCION	RESERVAS CONSTITUIDAS	OBLIGACIONES CAUSADAS MES	TOTAL OBLIGACIONES CAUSADAS	PAGOS DEL MES	TOTAL PAGOS ACUMULADOS	
1	2	3	4	5	6	7	
1	20	GASTOS DE PERSONAL	90,376,064.00	0.00	90,016,000.00	0.00	90,016,000.00
10	20	GASTOS DE PERSONAL	90,376,064.00	0.00	90,016,000.00	0.00	90,016,000.00
102	20	SERVICIOS PERSONALES INDIRECTOS	90,376,064.00	0.00	90,016,000.00	0.00	90,016,000.00
10212	20	HONORARIOS	90,376,064.00	0.00	90,016,000.00	0.00	90,016,000.00
2	20	GASTOS GENERALES	74,194,445.00	0.00	46,089,508.00	0.00	46,089,508.00
20	20	GASTOS GENERALES	74,194,445.00	0.00	46,089,508.00	0.00	46,089,508.00
204	20	ADQUISICION DE BIENES Y SERVICIOS	74,194,445.00	0.00	46,089,508.00	0.00	46,089,508.00
20404	20	MATERIALES Y SUMINISTROS	2,400.00	0.00	0.00	0.00	0.00
2040420	20	REPUESTOS	2,400.00	0.00	0.00	0.00	0.00
20407	20	IMPRESOS Y PUBLICACIONES	5,194.00	0.00	0.00	0.00	0.00
204076	20	OTROS GASTOS POR IMPRESOS Y PUBLICACIONES	5,194.00	0.00	0.00	0.00	0.00
20408	20	SERVICIOS PUBLICOS	359,158.00	0.00	0.00	0.00	0.00
204086	20	TELEFONO, FAX Y OTROS	359,158.00	0.00	0.00	0.00	0.00
20409	20	SEGUROS	1.00	0.00	0.00	0.00	0.00
2040911	20	SEGUROS GENERALES	1.00	0.00	0.00	0.00	0.00
20410	20	ARRENDAMIENTOS	15,061,827.00	0.00	15,000,000.00	0.00	15,000,000.00
204101	20	ARRENDAMIENTO DE BIENES MUEBLES	15,061,827.00	0.00	15,000,000.00	0.00	15,000,000.00
20411	20	VIATICOS Y GASTOS DE VIAJE	34,729,435.00	0.00	13,867,162.00	0.00	13,867,162.00
204111	20	VIATICOS Y GASTOS DE VIAJE AL EXTERIOR	10,454,781.00	0.00	0.00	0.00	0.00
204112	20	VIATICOS Y GASTOS DE VIAJE AL INTERIOR	24,274,654.00	0.00	13,867,162.00	0.00	13,867,162.00
20421	20	CAPACITACION, BIENESTAR SOCIAL Y ESTIMULOS	20,780,454.00	0.00	17,222,346.00	0.00	17,222,346.00
204214	20	SERVICIOS DE BIENESTAR SOCIAL	20,780,454.00	0.00	17,222,346.00	0.00	17,222,346.00
20422	20	GASTOS FINANCIEROS	3,255,976.00	0.00	0.00	0.00	0.00
204221	20	COMISIONES BANCARIAS	3,255,976.00	0.00	0.00	0.00	0.00
113	20	MEJORAMIENTO Y MANTENIM. INFRAESTRUCTURA PROPIA DEI	278,752,393.00	0.00	277,641,826.00	0.00	277,641,826.00
113605	20	TRANSPORTE FÉRREO	278,752,393.00	0.00	277,641,826.00	0.00	277,641,826.00
11360507	20	REHABILITACIÓN VÍAS FÉRREAS NIVEL NAL SISTEMA DE CONC	278,752,393.00	0.00	277,641,826.00	0.00	277,641,826.00
530	11	ATENCIÓN, CONTROL Y ORGAN. INSTITUC. APOYO A LA GES. D	4,309,275,354.59	55,303,494.93	1,683,670,432.09	55,303,494.93	1,683,670,432.09
530600	11	INTERSUBSECTORIAL TRANSPORTE	4,309,275,354.59	55,303,494.93	1,683,670,432.09	55,303,494.93	1,683,670,432.09
530600004	11	APOYO GEST. EDO. ASESORIAS Y CONSULTORIAS. CONTRAT. (	1,335,142,068.32	42,680,000.00	1,332,710,344.88	42,680,000.00	1,332,710,344.88
530600004	25	APOYO GEST. EDO. ASESORIAS Y CONSULTORIAS. CONTRAT. (	335,052,446.00	12,623,494.93	319,323,947.21	12,623,494.93	319,323,947.21
530600101	20	APOYO DOTACIÓN TÉC Y ADTIVO FORTALEC. INST. DEL INCO N	557,209,176.27	0.00	7,210,661.00	0.00	7,210,661.00
530600101	11	APOYO DOTACIÓN TÉC Y ADTIVO FORTALEC. INST. DEL INCO N	2,081,871,664.00	0.00	24,425,479.00	0.00	24,425,479.00
<b>SUBTOTAL</b>			<b>4,752,598,256.59</b>	<b>55,303,494.93</b>	<b>2,097,417,766.09</b>	<b>55,303,494.93</b>	<b>2,097,417,766.09</b>
<b>TOTAL ACUMULADO:</b>			<b>4,752,598,256.59</b>	<b>55,303,494.93</b>	<b>2,097,417,766.09</b>	<b>55,303,494.93</b>	<b>2,097,417,766.09</b>


SINFAD

INFORME MENSUAL DE EJECUCION DEL PRESUPUESTO DE GASTOS  
RESERVAS PRESUPUESTALES

AGENCIA NACIONAL DE INFRAESTRUCTURA

SECCION: 2413

UNIDAD EJECUTORA: 00

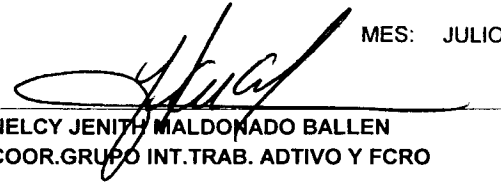


MARÍA CLARA GARRIDO GARRIDO  
VICEPRESIDENTE ADTIVA Y FINANCIERA



MES: JULIO

VIGENCIA FISCAL: 2012



NELCY JENITH MALDONADO BALLEEN  
COOR.GRUPO INT.TRAB. ADTIVO Y FCRO