

**INFORME MENSUAL DE EJECUCION DEL PRESUPUESTO DE GASTOS
APROPIACIONES DE LA VIGENCIA**

AGENCIA NACIONAL DE INFRAESTRUCTURA

SECCION: 2413 UNIDAD EJECUTORA: 00

MES: AGOSTO

VIGENCIA FISCAL: 2013

RECURSOS ADMINISTRADOS:		RECURSOS DE LA NACION:								
CODIFICACION PRESUPUESTAL	DESCRIPCION	APROPIACION VIGENTE	CERTIFICADOS DEL MES	CERTIFICADOS ACUMULADOS	COMPROMISOS MES	COMPROMISOS ACUMULADOS	OBLIGACIONES MES	OBLIGACIONES ACUMULADAS	PAGOS DEL MES	TOTAL PAGOS ACUMULADOS
1	2	3	4	5	6	7	8	9	10	11
1	GASTOS DE PERSONAL	45,958,971,000.00	1,992,574,628.00	41,260,463,017.00	2,698,501,124.00	29,068,109,688.00	3,112,965,282.00	24,644,576,369.00	3,597,875,600.00	24,643,397,369.00
10	GASTOS DE PERSONAL	45,958,971,000.00	1,992,574,628.00	41,260,463,017.00	2,698,501,124.00	29,068,109,688.00	3,112,965,282.00	24,644,576,369.00	3,597,875,600.00	24,643,397,369.00
101	SERVICIOS PERSONALES ASOCIA	23,774,413,000.00	918,200,000.00	21,187,300,000.00	1,723,168,342.00	13,849,020,321.00	1,722,503,097.00	13,848,355,076.00	1,722,503,097.00	13,848,355,076.00
10101	SUELDOS DEL PERSONAL DE NOI	17,181,258,000.00	0.00	15,785,500,000.00	1,420,755,282.00	11,000,869,225.00	1,420,090,037.00	11,000,203,980.00	1,420,090,037.00	11,000,203,980.00
101011	20 SUELDOS	16,075,886,323.00	0.00	15,157,686,323.00	1,367,566,168.00	10,794,855,486.00	1,366,900,923.00	10,794,190,241.00	1,366,900,923.00	10,794,190,241.00
101012	10 SUELDOS DE VACACIONES	477,558,000.00	0.00	0.00	0.00	0.00	0.00	0.00	0.00	0.00
101012	20 SUELDOS DE VACACIONES	473,283,677.00	0.00	473,283,677.00	26,639,562.00	147,620,898.00	26,639,562.00	147,620,898.00	26,639,562.00	147,620,898.00
101014	20 INCAPACIDADES Y LICENCIA DE F	154,530,000.00	0.00	154,530,000.00	26,549,552.00	58,392,841.00	26,549,552.00	58,392,841.00	26,549,552.00	58,392,841.00
10104	PRIMA TECNICA	2,894,031,000.00	0.00	2,117,300,000.00	229,579,629.00	1,788,264,777.00	229,579,629.00	1,788,264,777.00	229,579,629.00	1,788,264,777.00
101041	10 PRIMA TECNICA SALARIAL	25,957,000.00	0.00	0.00	0.00	0.00	0.00	0.00	0.00	0.00
101041	20 PRIMA TECNICA SALARIAL	156,380,000.00	0.00	156,380,000.00	10,451,982.00	83,452,396.00	10,451,982.00	83,452,396.00	10,451,982.00	83,452,396.00
101042	10 PRIMA TECNICA NO SALARIAL	750,774,000.00	0.00	0.00	0.00	0.00	0.00	0.00	0.00	0.00
101042	20 PRIMA TECNICA NO SALARIAL	1,960,920,000.00	0.00	1,960,920,000.00	219,127,647.00	1,704,812,381.00	219,127,647.00	1,704,812,381.00	219,127,647.00	1,704,812,381.00
10105	OTROS	3,504,124,000.00	0.00	3,089,500,000.00	60,712,227.00	961,265,729.00	60,712,227.00	961,265,729.00	60,712,227.00	961,265,729.00
1010502	10 BONIFICACION POR SERVICIOS P	112,388,000.00	0.00	0.00	0.00	0.00	0.00	0.00	0.00	0.00
1010502	20 BONIFICACION POR SERVICIOS P	401,486,604.00	0.00	401,486,604.00	31,439,236.00	196,586,519.00	31,439,236.00	196,586,519.00	31,439,236.00	196,586,519.00
1010505	10 BONIFICACION ESPECIAL DE REC	9,570,000.00	0.00	0.00	0.00	0.00	0.00	0.00	0.00	0.00
1010505	20 BONIFICACION ESPECIAL DE REC	76,957,149.00	0.00	76,957,149.00	2,584,952.00	18,192,656.00	2,584,952.00	18,192,656.00	2,584,952.00	18,192,656.00
1010512	20 SUBSIDIO DE ALIMENTACION	1,596,219.00	0.00	1,596,219.00	138,576.00	925,268.00	138,576.00	925,268.00	138,576.00	925,268.00
1010514	20 PRIMA DE SERVICIO	552,857,298.00	0.00	552,857,298.00	0.00	546,736,836.00	0.00	546,736,836.00	0.00	546,736,836.00
1010515	10 PRIMA DE VACACIONES	99,184,000.00	0.00	0.00	0.00	0.00	0.00	0.00	0.00	0.00
1010515	20 PRIMA DE VACACIONES	617,610,913.00	0.00	617,610,913.00	20,751,636.00	143,325,306.00	20,751,636.00	143,325,306.00	20,751,636.00	143,325,306.00
1010516	10 PRIMA DE NAVIDAD	193,482,000.00	0.00	0.00	0.00	0.00	0.00	0.00	0.00	0.00
1010516	20 PRIMA DE NAVIDAD	1,385,062,857.00	0.00	1,385,062,857.00	5,797,827.00	28,642,092.00	5,797,827.00	28,642,092.00	5,797,827.00	28,642,092.00
1010592	20 BONIFICACION DE DIRECCION	53,928,960.00	0.00	53,928,960.00	0.00	26,857,052.00	0.00	26,857,052.00	0.00	26,857,052.00
10108	20 OTROS GASTOS PERSONALES(DI	0.00	918,200,000.00	0.00	0.00	0.00	0.00	0.00	0.00	0.00
10109	HORAS EXTRAS, DIAS FESTIVOS	195,000,000.00	0.00	195,000,000.00	12,121,204.00	98,620,590.00	12,121,204.00	98,620,590.00	12,121,204.00	98,620,590.00
101091	20 HORAS EXTRAS	85,000,000.00	0.00	85,000,000.00	5,539,912.00	33,008,329.00	5,539,912.00	33,008,329.00	5,539,912.00	33,008,329.00
101093	20 INDEMNIZACION POR VACACIONE	110,000,000.00	0.00	110,000,000.00	6,581,292.00	65,612,261.00	6,581,292.00	65,612,261.00	6,581,292.00	65,612,261.00
102	SERVICIOS PERSONALES INDIRECTOS	14,991,860,000.00	2,910,774,628.00	13,594,463,017.00	413,250,837.00	10,771,937,649.00	1,265,340,840.00	6,788,030,175.00	1,268,906,058.00	6,784,851,175.00
10212	10 HONORARIOS	1,716,400,000.00	336,400,000.00	336,400,000.00	0.00	0.00	0.00	0.00	0.00	0.00
10212	20 HONORARIOS	4,323,840,000.00	6,000,000.00	4,323,389,252.00	589,500.00	4,178,963,460.00	587,213,724.00	1,929,568,374.00	588,392,724.00	1,928,389,374.00
10214	10 REMUNERACION SERVICIOS TEC	2,307,600,000.00	2,307,600,000.00	2,307,600,000.00	0.00	0.00	0.00	0.00	0.00	0.00
10214	20 REMUNERACION SERVICIOS TEC	6,644,020,000.00	260,774,628.00	6,627,073,765.00	412,661,337.00	6,592,974,189.00	678,127,116.00	4,856,461,801.00	680,513,334.00	4,856,461,801.00
105	CONTRIBUCIONES INHERENTES A	7,192,698,000.00	0.00	6,478,700,000.00	562,081,945.00	4,447,151,718.00	125,121,345.00	4,010,191,118.00	606,466,445.00	4,010,191,118.00
1051	ADMINISTRADAS POR EL SECTOR	3,853,122,328.00	0.00	3,601,837,328.00	307,796,900.00	2,405,590,207.00	0.00	2,097,793,307.00	326,134,400.00	2,097,793,307.00
10511	10 CAJAS DE COMPENSACION PRIVA	173,285,000.00	0.00	0.00	0.00	0.00	0.00	0.00	0.00	0.00

SINFAD

**INFORME MENSUAL DE EJECUCION DEL PRESUPUESTO DE GASTOS
APROPIACIONES DE LA VIGENCIA**

AGENCIA NACIONAL DE INFRAESTRUCTURA

SECCION: 2413 UNIDAD EJECUTORA: 00

MES: AGOSTO

VIGENCIA FISCAL: 2013

RECURSOS ADMINISTRADOS:										RECURSOS DE LA NACION:	
CODIFICACION PRESUPUESTAL		DESCRIPCION	APROPIACION VIGENTE	CERTIFICADOS DEL MES	CERTIFICADOS ACUMULADOS	COMPROMISOS MES	COMPROMISOS ACUMULADOS	OBLIGACIONES MES	OBLIGACIONES ACUMULADAS	PAGOS DEL MES	TOTAL PAGOS ACUMULADOS
1		2	3	4	5	6	7	8	9	10	11
10511	20	CAJAS DE COMPENSACION PRIVA	483,370,929.00	0.00	483,370,929.00	58,945,000.00	475,931,591.00	0.00	416,986,591.00	79,118,700.00	416,986,591.00
10513	20	FONDOS ADMINISTRADORES DE	1,636,160,091.00	0.00	1,636,160,091.00	125,251,300.00	967,084,609.00	0.00	841,833,309.00	123,801,900.00	841,833,309.00
10514	10	EMPRESAS PRIVADAS PROMOTO	78,000,000.00	0.00	0.00	0.00	0.00	0.00	0.00	0.00	0.00
10514	20	EMPRESAS PRIVADAS PROMOTO	1,482,306,308.00	0.00	1,482,306,308.00	123,600,600.00	962,574,007.00	0.00	838,973,407.00	123,213,800.00	838,973,407.00
1052		ADMINISTRADAS POR EL SECTOR	2,386,978,805.00	0.00	2,197,349,805.00	180,606,045.00	1,446,651,428.00	125,121,345.00	1,391,166,728.00	181,435,345.00	1,391,166,728.00
10522	10	FONDO NACIONAL DEL AHORRO	189,265,000.00	0.00	0.00	0.00	0.00	0.00	0.00	0.00	0.00
10522	20	FONDO NACIONAL DEL AHORRO	1,534,903,303.00	0.00	1,534,903,303.00	125,121,345.00	1,006,260,500.00	125,121,345.00	1,006,260,500.00	125,121,345.00	1,006,260,500.00
10523	10	FONDOS ADMINISTRADORES DE	364,000.00	0.00	0.00	0.00	0.00	0.00	0.00	0.00	0.00
10523	20	FONDOS ADMINISTRADORES DE	566,625,349.00	0.00	566,625,349.00	48,130,000.00	382,460,255.00	0.00	334,330,255.00	49,001,800.00	334,330,255.00
10527	20	ADMINISTRADORAS PUBLICAS DE	95,821,153.00	0.00	95,821,153.00	7,354,700.00	57,930,673.00	0.00	50,575,973.00	7,312,200.00	50,575,973.00
1056	10	APORTES AL ICBF	183,833,000.00	0.00	0.00	0.00	0.00	0.00	0.00	0.00	0.00
1056	20	APORTES AL ICBF	387,700,824.00	0.00	387,700,824.00	44,205,200.00	356,931,978.00	0.00	312,726,778.00	59,335,400.00	312,726,778.00
1057	10	APORTES AL SENA	89,251,000.00	0.00	0.00	0.00	0.00	0.00	0.00	0.00	0.00
1057	20	APORTES AL SENA	291,812,043.00	0.00	291,812,043.00	29,473,800.00	237,978,105.00	0.00	208,504,305.00	39,561,300.00	208,504,305.00
2		GASTOS GENERALES	9,206,489,000.00	327,498,207.00	7,134,434,274.06	277,813,747.00	6,347,409,274.06	599,529,501.00	3,726,696,175.06	599,529,501.00	3,726,696,175.06
20		GASTOS GENERALES	9,206,489,000.00	327,498,207.00	7,134,434,274.06	277,813,747.00	6,347,409,274.06	599,529,501.00	3,726,696,175.06	599,529,501.00	3,726,696,175.06
203		IMPUESTOS Y MULTAS	17,400,000.00	0.00	817,323.00	0.00	748,000.00	0.00	748,000.00	0.00	748,000.00
20350		IMPUESTOS Y CONTRIBUCIONES	17,400,000.00	0.00	817,323.00	0.00	748,000.00	0.00	748,000.00	0.00	748,000.00
2035002	20	IMPUESTO DE VEHICULO	1,004,000.00	0.00	752,000.00	0.00	748,000.00	0.00	748,000.00	0.00	748,000.00
2035003	20	IMPUESTO PREDIAL	16,396,000.00	0.00	65,323.00	0.00	0.00	0.00	0.00	0.00	0.00
204		ADQUISICION DE BIENES Y SERV	9,189,089,000.00	327,498,207.00	7,133,616,951.06	277,813,747.00	6,346,661,274.06	599,529,501.00	3,725,948,175.06	599,529,501.00	3,725,948,175.06
20401		COMPRA DE EQUIPO	511,705,016.00	20,518,520.00	243,946,092.00	518,520.00	205,004,584.00	518,520.00	2,042,166.00	518,520.00	2,042,166.00
2040104	20	AUDIOVISUALES Y ACCESORIOS	4,821,610.00	0.00	19,210.00	0.00	0.00	0.00	0.00	0.00	0.00
2040106	10	EQUIPO DE SISTEMAS	271,080,000.00	20,000,000.00	20,000,000.00	0.00	0.00	0.00	0.00	0.00	0.00
2040108	20	SOFTWARE	232,791,406.00	518,520.00	223,914,882.00	518,520.00	205,004,584.00	518,520.00	2,042,166.00	518,520.00	2,042,166.00
2040125	20	OTRAS COMPRAS DE EQUIPOS	3,012,000.00	0.00	12,000.00	0.00	0.00	0.00	0.00	0.00	0.00
20402		ENSERES Y EQUIPOS DE OFICIN	26,679,482.00	0.00	3,316,464.00	0.00	1,755,012.00	0.00	1,755,012.00	0.00	1,755,012.00
204021	20	EQUIPOS Y MAQUINAS PARA OFIC	14,679,482.00	0.00	2,085,388.00	0.00	1,755,012.00	0.00	1,755,012.00	0.00	1,755,012.00
204022	20	MOBILIARIO Y ENSERES	12,000,000.00	0.00	1,231,076.00	0.00	0.00	0.00	0.00	0.00	0.00
20404		MATERIALES Y SUMINISTROS	171,695,502.00	0.00	70,847,352.00	9,000,000.00	70,083,704.00	5,501,208.00	47,031,565.00	5,501,208.00	47,031,565.00
2040401	20	COMBUSTIBLE Y LUBRICANTES	77,079,927.00	0.00	53,719,711.00	0.00	53,418,620.00	5,501,208.00	39,366,481.00	5,501,208.00	39,366,481.00
2040402	20	DOTACION	4,685,354.00	0.00	78,428.00	0.00	0.00	0.00	0.00	0.00	0.00
2040406	20	LLANTAS Y ACCESORIOS	424,311.00	0.00	21,611.00	0.00	0.00	0.00	0.00	0.00	0.00
2040409	20	MATERIALES DE CONSTRUCCION	1,009,167.00	0.00	4,021.00	0.00	0.00	0.00	0.00	0.00	0.00
2040413	20	MEDICAMENTOS Y PRODUCTOS F	3,602,538.00	0.00	14,353.00	0.00	0.00	0.00	0.00	0.00	0.00
2040415	20	PAPELERIA, UTILES DE ESCRITOR	40,264,789.00	0.00	2,491,811.00	0.00	2,334,594.00	0.00	2,334,594.00	0.00	2,334,594.00
2040417	20	PRODUCTOS DE ASEO Y LIMPIEZ	2,682,341.00	0.00	10,687.00	0.00	0.00	0.00	0.00	0.00	0.00

SINFAD

INFORME MENSUAL DE EJECUCION DEL PRESUPUESTO DE GASTOS
 APROPIACIONES DE LA VIGENCIA

AGENCIA NACIONAL DE INFRAESTRUCTURA

SECCION: 2413 UNIDAD EJECUTORA: 00

MES: AGOSTO

VIGENCIA FISCAL: 2013

RECURSOS ADMINISTRADOS:		RECURSOS DE LA NACION:								
CODIFICACION PRESUPUESTAL	DESCRIPCION	APROPIACION VIGENTE	CERTIFICADOS DEL MES	CERTIFICADOS ACUMULADOS	COMPROMISOS MES	COMPROMISOS ACUMULADOS	OBLIGACIONES MES	OBLIGACIONES ACUMULADAS	PAGOS DEL MES	TOTAL PAGOS ACUMULADOS
1	2	3	4	5	6	7	8	9	10	11
2040418	20 PRODUCTOS DE CAFETERIA Y RE	10,727,078.00	0.00	3,347,384.00	0.00	3,311,447.00	0.00	3,311,447.00	0.00	3,311,447.00
2040420	20 REPUESTOS	17,698,083.00	0.00	2,105,474.00	0.00	2,019,043.00	0.00	2,019,043.00	0.00	2,019,043.00
2040421	20 UTENSILIOS DE CAFETERIA	3,500,690.00	0.00	13,947.00	0.00	0.00	0.00	0.00	0.00	0.00
2040423	20 OTROS MATERIALES Y SUMINIST	10,021,224.00	0.00	9,039,925.00	9,000,000.00	9,000,000.00	0.00	0.00	0.00	0.00
20405	MANTENIMIENTO	742,357,188.00	5,000,000.00	513,581,310.00	7,347,541.00	488,097,524.00	20,542,270.00	199,666,987.00	20,542,270.00	199,666,987.00
2040501	10 MANTENIMIENTO DE BIENES INMI	180,720,000.00	0.00	0.00	0.00	0.00	0.00	0.00	0.00	0.00
2040501	20 MANTENIMIENTO DE BIENES INMI	39,296,020.00	5,000,000.00	23,196,398.00	0.00	0.00	0.00	0.00	0.00	0.00
2040502	20 MANTENIMIENTO DE BIENES MUE	12,700,741.00	0.00	1,112,121.00	0.00	1,024,080.00	0.00	1,024,080.00	0.00	1,024,080.00
2040505	20 MANTENIMIENTO EQUIPO COMUN	4,528,698.00	0.00	737,166.00	0.00	502,000.00	0.00	502,000.00	0.00	502,000.00
2040506	20 MANTENIMIENTO EQUIPO DE NAV	56,693,592.00	0.00	51,099,558.00	0.00	50,874,887.00	0.00	7,781,311.00	0.00	7,781,311.00
2040508	20 SERVICIO DE ASEO	180,720,000.00	0.00	180,720,000.00	0.00	180,000,000.00	0.00	70,585,288.00	0.00	70,585,288.00
2040510	20 SERVICIO DE SEGURIDAD Y VIGIL	228,912,000.00	0.00	228,912,000.00	0.00	228,046,616.00	20,542,270.00	111,593,108.00	20,542,270.00	111,593,108.00
2040512	20 MANTENIMIENTO DE OTROS BIEI	1,004,004.00	0.00	104,000.00	0.00	100,400.00	0.00	100,400.00	0.00	100,400.00
2040513	20 MANTENIMIENTO DE SOFTWARE	37,782,133.00	0.00	27,700,067.00	7,347,541.00	27,549,541.00	0.00	8,080,800.00	0.00	8,080,800.00
20406	COMUNICACIONES Y TRANSPOR	150,600,006.00	0.00	147,737,486.00	2,683,044.00	147,141,885.00	14,525,596.00	27,885,129.00	14,525,596.00	27,885,129.00
204062	20 CORREO	99,396,002.00	0.00	99,207,686.00	2,500,000.00	98,812,686.00	14,220,400.00	25,223,386.00	14,220,400.00	25,223,386.00
204065	20 SERVICIOS DE TRANSMISION DE	50,200,000.00	0.00	48,100,000.00	183,044.00	47,902,399.00	305,196.00	2,234,943.00	305,196.00	2,234,943.00
204067	20 TRANSPORTE	1,004,004.00	0.00	429,800.00	0.00	426,800.00	0.00	426,800.00	0.00	426,800.00
20407	IMPRESOS Y PUBLICACIONES	146,493,318.00	2,051,800.00	69,152,239.00	1,352,800.00	67,902,888.00	11,786,088.00	55,056,088.00	11,786,088.00	55,056,088.00
204073	20 EDICION DE LIBROS,REVISTAS,ES	10,040,000.00	0.00	40,000.00	0.00	0.00	0.00	0.00	0.00	0.00
204075	20 SUSCRIPCIONES	27,609,999.00	2,051,800.00	2,811,800.00	1,352,800.00	2,002,800.00	650,000.00	650,000.00	650,000.00	650,000.00
204076	20 OTROS GASTOS POR IMPRESOS	108,843,319.00	0.00	66,300,439.00	0.00	65,900,088.00	11,136,000.00	54,406,088.00	11,136,000.00	54,406,088.00
20408	SERVICIOS PUBLICOS	307,376,852.00	0.00	254,429,896.00	13,187,849.00	194,930,635.00	13,187,849.00	152,439,954.00	13,187,849.00	152,439,954.00
204081	20 ACUEDUCTO,ALCANTARILLADO Y	40,626,901.00	0.00	8,201,701.00	828,750.00	1,785,783.00	828,750.00	1,785,783.00	828,750.00	1,785,783.00
204082	20 ENERGIA	201,880,702.00	0.00	191,169,752.00	10,845,070.00	140,615,341.00	10,845,070.00	132,924,661.00	10,845,070.00	132,924,661.00
204085	20 TELEFONIA MOVIL CELULAR	24,709,243.00	0.00	20,098,443.00	1,514,029.00	17,729,511.00	1,514,029.00	17,729,510.00	1,514,029.00	17,729,510.00
204086	20 TELEFONO, FAX Y OTROS	40,160,006.00	0.00	34,960,000.00	0.00	34,800,000.00	0.00	0.00	0.00	0.00
20409	SEGUROS	482,405,873.00	14,275,636.00	394,169,176.00	140,859,392.00	192,739,510.00	529,400.00	51,761,481.00	529,400.00	51,761,481.00
2040905	20 SEGURO DE INFIDELIDAD Y RIESG	68,894,486.00	1,121,973.00	63,121,483.00	53,878,027.00	62,840,218.00	0.00	8,962,191.00	0.00	8,962,191.00
2040911	20 SEGUROS GENERALES	186,894,486.00	77,153,863.00	104,927,626.00	88,981,365.00	104,379,292.00	529,400.00	17,279,290.00	529,400.00	17,279,290.00
2040913	20 OTROS SEGUROS	226,616,901.00	64,000,000.00	226,120,067.00	0.00	25,520,000.00	0.00	25,520,000.00	0.00	25,520,000.00
20410	ARRENDAMIENTOS	2,656,527,788.00	0.00	2,427,959,709.00	20,000,000.00	2,418,353,893.00	217,093,762.00	1,601,345,009.00	217,093,762.00	1,601,345,009.00
204101	20 ARRENDAMIENTO DE BIENES MU	119,084,077.00	0.00	118,994,757.00	20,000,000.00	118,662,887.00	0.00	92,265,639.00	0.00	92,265,639.00
204102	20 ARRENDAMIENTOS BIENES INMU	2,537,443,711.00	0.00	2,308,964,952.00	0.00	2,299,691,006.00	217,093,762.00	1,509,079,370.00	217,093,762.00	1,509,079,370.00
20411	VIATICOS Y GASTOS DE VIAJE	2,215,315,467.00	268,553,773.00	1,570,812,167.06	42,408,972.00	1,330,183,183.06	138,577,315.00	1,047,928,562.06	138,577,315.00	1,047,928,562.06
204111	10 VIATICOS Y GASTOS DE VIAJE AL	50,058,000.00	0.00	0.00	0.00	0.00	0.00	0.00	0.00	0.00
204111	20 VIATICOS Y GASTOS DE VIAJE AL	100,440,233.00	2,221,370.00	78,480,972.00	0.00	75,936,804.00	1,344,929.00	44,529,839.00	1,344,929.00	44,529,839.00

SINFAD

**INFORME MENSUAL DE EJECUCION DEL PRESUPUESTO DE GASTOS
APROPIACIONES DE LA VIGENCIA**

AGENCIA NACIONAL DE INFRAESTRUCTURA

SECCION: 2413 UNIDAD EJECUTORA: 00

MES: AGOSTO

VIGENCIA FISCAL: 2013

RECURSOS ADMINISTRADOS:		RECURSOS DE LA NACION:								
CODIFICACION PRESUPUESTAL	DESCRIPCION	APROPIACION VIGENTE	CERTIFICADOS DEL MES	CERTIFICADOS ACUMULADOS	COMPROMISOS MES	COMPROMISOS ACUMULADOS	OBLIGACIONES MES	OBLIGACIONES ACUMULADAS	PAGOS DEL MES	TOTAL PAGOS ACUMULADOS
1	2	3	4	5	6	7	8	9	10	11
204112	10 VIATICOS Y GASTOS DE VIAJE AL	784,431,000.00	212,000,000.00	212,000,000.00	11,000,000.00	11,000,000.00	0.00	0.00	0.00	0.00
204112	20 VIATICOS Y GASTOS DE VIAJE AL	1,280,386,234.00	54,332,403.00	1,280,331,195.06	31,408,972.00	1,243,246,379.06	137,232,386.00	1,003,398,723.06	137,232,386.00	1,003,398,723.06
20414	10 GASTOS JUDICIALES	100,400,000.00	0.00	0.00	0.00	0.00	0.00	0.00	0.00	0.00
20414	20 GASTOS JUDICIALES	15,922,539.00	309,750.00	15,838,371.00	409,750.00	2,378,002.00	409,750.00	2,378,002.00	409,750.00	2,378,002.00
20421	CAPACITACION, BIENESTAR SOCI.	591,627,509.00	45,340,000.00	522,644,149.00	15,784,000.00	442,588,398.00	25,156,146.00	72,191,715.00	25,156,146.00	72,191,715.00
204213	20 ELEMENTOS PARA ESTIMULOS	36,162,072.00	0.00	13,144,072.00	0.00	0.00	0.00	0.00	0.00	0.00
204214	20 SERVICIOS DE BIENESTAR SOCIA	434,081,942.00	0.00	388,277,010.00	0.00	386,154,418.00	24,802,346.00	71,541,735.00	24,802,346.00	71,541,735.00
204215	20 SERVICIOS DE CAPACITACION	121,383,495.00	45,340,000.00	121,223,067.00	15,784,000.00	56,433,980.00	353,800.00	649,980.00	353,800.00	649,980.00
20422	GASTOS FINANCIEROS	512,296.00	0.00	2,041.00	0.00	0.00	0.00	0.00	0.00	0.00
204221	20 COMISIONES BANCARIAS	512,296.00	0.00	2,041.00	0.00	0.00	0.00	0.00	0.00	0.00
20441	OTROS GASTOS POR ADQUISIC	1,069,470,164.00	0.00	899,180,499.00	24,261,879.00	785,502,056.00	151,701,685.00	464,466,505.00	151,701,685.00	464,466,505.00
2044113	10 OTROS GASTOS POR ADQUISIC	100,400,000.00	0.00	0.00	0.00	0.00	0.00	0.00	0.00	0.00
2044113	20 OTROS GASTOS POR ADQUISIC	969,070,164.00	0.00	899,180,499.00	24,261,879.00	785,502,056.00	151,701,685.00	464,466,505.00	151,701,685.00	464,466,505.00
3	TRANSFERENCIAS CORRIENTES	23,991,260,000.00	- 3,182,673,995.00	5,510,125,036.24	4,751,926,005.00	5,437,801,997.00	3,492,764,755.00	3,681,900,907.00	3,492,764,755.00	3,681,900,907.00
32	TRANSFERENCIAS AL SECTOR PI	6,885,260,000.00	0.00	21,953,625.00	0.00	0.00	0.00	0.00	0.00	0.00
321	ORDEN NACIONAL	6,885,260,000.00	0.00	21,953,625.00	0.00	0.00	0.00	0.00	0.00	0.00
3211	11 CUOTA DE AUDITAJE CONTRANA	1,374,900,000.00	0.00	0.00	0.00	0.00	0.00	0.00	0.00	0.00
3211	20 CUOTA DE AUDITAJE CONTRANA	5,510,360,000.00	0.00	21,953,625.00	0.00	0.00	0.00	0.00	0.00	0.00
36	OTRAS TRANSFERENCIAS	17,106,000,000.00	- 3,182,673,995.00	5,488,171,411.24	4,751,926,005.00	5,437,801,997.00	3,492,764,755.00	3,681,900,907.00	3,492,764,755.00	3,681,900,907.00
361	SENTENCIAS Y CONCILIACIONES	15,000,000,000.00	4,711,326,005.00	5,488,171,411.24	4,751,926,005.00	5,437,801,997.00	3,492,764,755.00	3,681,900,907.00	3,492,764,755.00	3,681,900,907.00
3611	10 SENTENCIAS Y CONCILIACIONES	15,000,000,000.00	4,711,326,005.00	5,488,171,411.24	4,751,926,005.00	5,437,801,997.00	3,492,764,755.00	3,681,900,907.00	3,492,764,755.00	3,681,900,907.00
363	DESTINATARIOS DE LAS OTRAS T	2,106,000,000.00	- 7,894,000,000.00	0.00	0.00	0.00	0.00	0.00	0.00	0.00
36326	10 PROV. PARA GTOS INSTIT. Y/O SE	2,106,000,000.00	- 7,894,000,000.00	0.00	0.00	0.00	0.00	0.00	0.00	0.00
36326	20 PROV. PARA GTOS INSTIT. Y/O SE	0.00	0.00	0.00	0.00	0.00	0.00	0.00	0.00	0.00
7	SERVICIO DE LA DEUDA INTERNA	296,770,295,000.00	110,601,043,562.50	251,778,921,767.50	120,976,810,064.50	251,778,921,767.50	120,976,810,064.50	250,514,346,506.50	120,976,810,064.50	250,514,346,506.50
71	AMORTIZACION DEUDA PÚBLICA	296,770,295,000.00	110,601,043,562.50	251,778,921,767.50	120,976,810,064.50	251,778,921,767.50	120,976,810,064.50	250,514,346,506.50	120,976,810,064.50	250,514,346,506.50
711	11 NACIÓN	296,770,295,000.00	110,601,043,562.50	251,778,921,767.50	120,976,810,064.50	251,778,921,767.50	120,976,810,064.50	250,514,346,506.50	120,976,810,064.50	250,514,346,506.50
113	MEJORAMIENTO Y MANT. DE INFF	2444,066,193,486.00	3,455,461,080.00	2439,530,941,991.00	4,350,800,000.00	2403,679,823,191.57	5,769,432,081.00	2358,134,967,871.00	5,769,432,081.00	301,117,009,078.00
113600	INTERSUBSECTORIAL TRANSPOF	1480,555,388,794.00	0.00	1480,555,388,794.00	0.00	1480,555,388,794.00	0.00	1480,555,388,794.00	0.00	105,107,430,001.00
113600125	10 MEJORAMIENTO APOYO ESTATAI	9,028,000,000.00	0.00	9,028,000,000.00	0.00	9,028,000,000.00	0.00	9,028,000,000.00	0.00	0.00
113600129	10 MEJOR. MANT. DE LA CONCES. RU	223,398,619,904.00	0.00	223,398,619,904.00	0.00	223,398,619,904.00	0.00	223,398,619,904.00	0.00	0.00
113600130	10 MEJORAMIENTO MANTENIMIENTO	285,500,000,000.00	0.00	285,500,000,000.00	0.00	285,500,000,000.00	0.00	285,500,000,000.00	0.00	0.00
113600131	10 MEJORAMIENTO CONCESION AR	73,513,000,000.00	0.00	73,513,000,000.00	0.00	73,513,000,000.00	0.00	73,513,000,000.00	0.00	0.00
113600132	10 MEJORAMIENTO, MANTEN. DE LA C	95,000,000,000.00	0.00	95,000,000,000.00	0.00	95,000,000,000.00	0.00	95,000,000,000.00	0.00	95,000,000,000.00
113600134	10 MEJORAMIENTO APOYO ESTATAI	214,030,682,946.00	0.00	214,030,682,946.00	0.00	214,030,682,946.00	0.00	214,030,682,946.00	0.00	0.00
113600135	10 MEJORAMIENTO APOYO ESTATAI	335,848,852,100.00	0.00	335,848,852,100.00	0.00	335,848,852,100.00	0.00	335,848,852,100.00	0.00	0.00
113600136	10 MEJORAMIENTO APOYO ESTATAI	244,236,233,844.00	0.00	244,236,233,844.00	0.00	244,236,233,844.00	0.00	244,236,233,844.00	0.00	10,107,430,001.00

SINFAD

**INFORME MENSUAL DE EJECUCION DEL PRESUPUESTO DE GASTOS
APROPIACIONES DE LA VIGENCIA**


AGENCIA NACIONAL DE INFRAESTRUCTURA

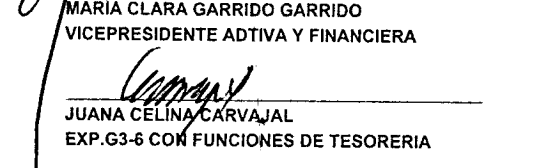
SECCION: 2413 UNIDAD EJECUTORA: 00


MES: AGOSTO


VIGENCIA FISCAL: 2013

RECURSOS ADMINISTRADOS:										RECURSOS DE LA NACION:	
CODIFICACION PRESUPUESTAL	DESCRIPCION	APROPIACION VIGENTE	CERTIFICADOS DEL MES	CERTIFICADOS ACUMULADOS	COMPROMISOS MES	COMPROMISOS ACUMULADOS	OBLIGACIONES MES	OBLIGACIONES ACUMULADAS	PAGOS DEL MES	TOTAL PAGOS ACUMULADOS	
1	2	3	4	5	6	7	8	9	10	11	
113600137	10 REHABILITACION MANTENIMIENT.	0.00	0.00	0.00	0.00	0.00	0.00	0.00	0.00	0.00	
113600138	10 MANTENIMIENTO CONCESION LO	0.00	0.00	0.00	0.00	0.00	0.00	0.00	0.00	0.00	
113601	RED VIAL NACIONAL	907,319,000,000.00	830,461,080.00	906,283,890,115.00	610,800,000.00	905,889,178,199.57	390,382,695.00	867,760,865,495.00	390,382,695.00	186,190,865,495.00	
1136013	10 MEJORAMIENTO AUTOPISTA BOG	372,634,000,000.00	0.00	372,634,000,000.00	0.00	372,634,000,000.00	0.00	372,634,000,000.00	0.00	185,629,000,000.00	
1136013	20 MEJORAMIENTO AUTOPISTA BOG	30,120,000,000.00	0.00	30,120,000,000.00	0.00	30,000,000,000.00	0.00	30,000,000,000.00	0.00	0.00	
1136015	10 MEJORAMIENTO TRANSVERSAL C	494,565,000,000.00	0.00	494,565,000,000.00	0.00	494,565,000,000.00	0.00	494,565,000,000.00	0.00	0.00	
1136016	10 MEJORAMIENTO AUTOPISTAS DE	10,000,000,000.00	830,461,080.00	8,964,890,115.00	610,800,000.00	8,690,178,199.57	390,382,695.00	561,865,495.00	390,382,695.00	561,865,495.00	
113605	TRANSPORTE FERREO	52,191,804,692.00	2,625,000,000.00	51,788,859,349.00	3,740,000,000.00	17,235,256,198.00	5,379,049,386.00	9,818,713,582.00	5,379,049,386.00	9,818,713,582.00	
11360507	11 REHABILITACION DE VIAS FERRE.	36,000,000,000.00	400,000,000.00	36,000,000,000.00	1,515,000,000.00	1,515,000,000.00	0.00	0.00	0.00	0.00	
11360507	20 REHABILITACION DE VIAS FERRE.	16,191,804,692.00	2,225,000,000.00	15,788,859,349.00	2,225,000,000.00	15,720,256,198.00	5,379,049,386.00	9,818,713,582.00	5,379,049,386.00	9,818,713,582.00	
113607	TRANSPORTE MARITIMO	4,000,000,000.00	0.00	902,803,733.00	0.00	0.00	0.00	0.00	0.00	0.00	
1136071	21 APOYO ESTATAL A LOS PUERTOS	4,000,000,000.00	0.00	902,803,733.00	0.00	0.00	0.00	0.00	0.00	0.00	
520	ADMIN., ATENCION, CONTROL Y C	20,000,000,000.00	- 95,393,532.00	12,904,346,225.20	258,999,990.00	11,252,499,065.20	1,675,297,427.00	1,892,565,051.00	1,675,297,427.00	1,892,565,051.00	
520600	INTERSUBSECTORIAL TRANSPOF	20,000,000,000.00	- 95,393,532.00	12,904,346,225.20	258,999,990.00	11,252,499,065.20	1,675,297,427.00	1,892,565,051.00	1,675,297,427.00	1,892,565,051.00	
520600001	11 APOY. Y DOTAC. TECN. Y ADMIN.F	2,792,000,000.00	0.00	1,800,000,000.00	0.00	398,987,088.00	0.00	0.00	0.00	0.00	
520600002	11 APOYO A LA GEST. DEL ESTADO.	17,208,000,000.00	- 95,393,532.00	11,104,346,225.20	258,999,990.00	10,853,511,977.20	1,675,297,427.00	1,892,565,051.00	1,675,297,427.00	1,892,565,051.00	
530	ATENCION, CONTROL Y ORGAN. IN	242,495,918,383.00	0.00	240,647,950,284.08	135,346,801.00	239,610,658,874.90	0.00	219,783,184,776.00	0.00	23,566,388,371.00	
530600	INTERSUBSECTORIAL TRANSPOF	242,495,918,383.00	0.00	240,647,950,284.08	135,346,801.00	239,610,658,874.90	0.00	219,783,184,776.00	0.00	23,566,388,371.00	
530600003	10 APOYO A LA GES. DEL EST. OBRAS	220,964,796,405.00	0.00	220,470,703,798.08	0.00	219,783,184,776.00	0.00	219,783,184,776.00	0.00	23,566,388,371.00	
530600003	20 APOYO A LA GES. DEL EST. OBRAS	21,531,121,978.00	0.00	20,177,246,486.00	135,346,801.00	19,827,474,098.90	0.00	0.00	0.00	0.00	
SUBTOTAL		3082,489,126,869.00	113,098,509,950.50	2998,767,182,595.08	133,450,197,731.50	2947,175,223,858.23	135,626,799,110.50	2862,378,237,655.56	136,111,709,428.50	609,142,303,457.56	
TOTAL ACUMULADO:		3082,489,126,869.00	113,098,509,950.50	2998,767,182,595.08	133,450,197,731.50	2947,175,223,858.23	135,626,799,110.50	2862,378,237,655.56	136,111,709,428.50	609,142,303,457.56	


MARÍA CLARA GARRIDO GARRIDO
 VICEPRESIDENTE ADITIVA Y FINANCIERA


JUANA CELINA CARVAJAL
 EXP.G3-6 CON FUNCIONES DE TESORERIA


NELCY JENITH MALDONADO BALLE
 COORDINADORA INT. TRAB. ADITIVO Y FCRO


ÉLSA LULIANA LIÉVANO TORRES
 EXP.G3-6 CON FUNCIONES JEFE DE PPTO

**INFORME MENSUAL DE EJECUCION DEL PRESUPUESTO DE GASTOS
RESERVAS PRESUPUESTALES**

AGENCIA NACIONAL DE INFRAESTRUCTURA

SECCION: 2413 UNIDAD EJECUTORA: 00

MES: AGOSTO

VIGENCIA FISCAL: 2013

RECURSOS ADMINISTRADOS:			RECURSOS DE LA NACION:				
CODIFICACION PRESUPUESTAL	DESCRIPCION	RESERVAS CONSTITUIDAS	OBLIGACIONES CAUSADAS MES	TOTAL OBLIGACIONES CAUSADAS	PAGOS DEL MES	TOTAL PAGOS ACUMULADOS	
1	2	3	4	5	6	7	
1	20	GASTOS DE PERSONAL	534,813,443.00	69,600,000.00	218,523,267.00	69,600,000.00	218,523,267.00
10	20	GASTOS DE PERSONAL	534,813,443.00	69,600,000.00	218,523,267.00	69,600,000.00	218,523,267.00
101	20	SERVICIOS PERSONALES ASOCIADOS A NOMINA	0.00	0.00	0.00	0.00	0.00
10101	20	SUELDOS DEL PERSONAL DE NOMINA	0.00	0.00	0.00	0.00	0.00
101011	20	SUELDOS	0.00	0.00	0.00	0.00	0.00
101012	20	SUELDOS DE VACACIONES	0.00	0.00	0.00	0.00	0.00
101014	20	INCAPACIDADES Y LICENCIA DE MATERNIDAD	0.00	0.00	0.00	0.00	0.00
10104	20	PRIMA TECNICA	0.00	0.00	0.00	0.00	0.00
101041	20	PRIMA TÉCNICA SALARIAL	0.00	0.00	0.00	0.00	0.00
101042	20	PRIMA TECNICA NO SALARIAL	0.00	0.00	0.00	0.00	0.00
10105	20	OTROS	0.00	0.00	0.00	0.00	0.00
1010502	20	BONIFICACION POR SERVICIOS PRESTADOS	0.00	0.00	0.00	0.00	0.00
1010505	20	BONIFICACION ESPECIAL DE RECREACION	0.00	0.00	0.00	0.00	0.00
1010512	20	SUBSIDIO DE ALIMENTACION	0.00	0.00	0.00	0.00	0.00
1010513	20	AUXILIO DE TRANSPORTE	0.00	0.00	0.00	0.00	0.00
1010514	20	PRIMA DE SERVICIO	0.00	0.00	0.00	0.00	0.00
1010515	20	PRIMA DE VACACIONES	0.00	0.00	0.00	0.00	0.00
1010516	20	PRIMA DE NAVIDAD	0.00	0.00	0.00	0.00	0.00
1010592	20	BONIFICACION DE DIRECCION	0.00	0.00	0.00	0.00	0.00
10109	20	HORAS EXTRAS, DIAS FESTIVOS E INDEMNIZACION POR VACA	0.00	0.00	0.00	0.00	0.00
101091	20	HORAS EXTRAS	0.00	0.00	0.00	0.00	0.00
101093	20	INDEMNIZACION POR VACACIONES	0.00	0.00	0.00	0.00	0.00
102	20	SERVICIOS PERSONALES INDIRECTOS	534,813,443.00	69,600,000.00	218,523,267.00	69,600,000.00	218,523,267.00
10212	20	HONORARIOS	529,014,190.00	69,600,000.00	213,429,710.00	69,600,000.00	213,429,710.00
10214	20	REMUNERACION SERVICIOS TECNICOS	5,799,253.00	0.00	5,093,557.00	0.00	5,093,557.00
105	20	CONTRIBUCIONES INHERENTES A LA NOMINA SECTOR PRIVADO	0.00	0.00	0.00	0.00	0.00
1051	20	ADMINISTRADAS POR EL SECTOR PRIVADO	0.00	0.00	0.00	0.00	0.00
10511	20	CAJAS DE COMPENSACION PRIVADAS	0.00	0.00	0.00	0.00	0.00
10513	20	FONDOS ADMINISTRADORES DE PENSIONES PRIVADOS	0.00	0.00	0.00	0.00	0.00
10514	20	EMPRESAS PRIVADAS PROMOTORAS DE SALUD	0.00	0.00	0.00	0.00	0.00
1052	20	ADMINISTRADAS POR EL SECTOR PUBLICO	0.00	0.00	0.00	0.00	0.00
10522	20	FONDO NACIONAL DEL AHORRO	0.00	0.00	0.00	0.00	0.00
10523	20	FONDOS ADMINISTRADORES DE PENSIONES PUBLICOS	0.00	0.00	0.00	0.00	0.00
10527	20	ADMINISTRADORAS PUBLICAS DE APORTES P/ACC DE TRABA.	0.00	0.00	0.00	0.00	0.00
1056	20	APORTES AL ICBF	0.00	0.00	0.00	0.00	0.00

SINPAD

**INFORME MENSUAL DE EJECUCION DEL PRESUPUESTO DE GASTOS
RESERVAS PRESUPUESTALES**

AGENCIA NACIONAL DE INFRAESTRUCTURA

SECCION: 2413 UNIDAD EJECUTORA: 00

MES: AGOSTO

VIGENCIA FISCAL: 2013

RECURSOS ADMINISTRADOS:			RECURSOS DE LA NACION:				
CODIFICACION PRESUPUESTAL		DESCRIPCION	RESERVAS CONSTITUIDAS	OBLIGACIONES CAUSADAS MES	TOTAL OBLIGACIONES CAUSADAS	PAGOS DEL MES	TOTAL PAGOS ACUMULADOS
1		2	3	4	5	6	7
1057	20	APORTES AL SENA	0.00	0.00	0.00	0.00	0.00
2	20	GASTOS GENERALES	477,743,128.00	0.00	266,439,262.00	0.00	266,439,262.00
20		GASTOS GENERALES	477,743,128.00	0.00	266,439,262.00	0.00	266,439,262.00
203	20	IMPUESTOS Y MULTAS	0.00	0.00	0.00	0.00	0.00
20350	20	IMPUESTOS Y CONTRIBUCIONES	0.00	0.00	0.00	0.00	0.00
2035002	20	IMPUESTO DE VEHICULO	0.00	0.00	0.00	0.00	0.00
204	20	ADQUISICION DE BIENES Y SERVICIOS	477,743,128.00	0.00	266,439,262.00	0.00	266,439,262.00
20401	20	COMPRA DE EQUIPO	344,517,050.00	0.00	242,718,400.00	0.00	242,718,400.00
2040104	20	AUDIOVISUALES Y ACCESORIOS	0.00	0.00	0.00	0.00	0.00
2040106	20	EQUIPO DE SISTEMAS	218,400.00	0.00	218,400.00	0.00	218,400.00
2040108	20	SOFTWARE	344,298,650.00	0.00	242,500,000.00	0.00	242,500,000.00
2040116	20	VEHICULOS	0.00	0.00	0.00	0.00	0.00
2040125	20	OTRAS COMPRAS DE EQUIPOS	0.00	0.00	0.00	0.00	0.00
20402	20	ENSERES Y EQUIPOS DE OFICINA	0.00	0.00	0.00	0.00	0.00
204021	20	EQUIPOS Y MAQUINAS PARA OFICINA	0.00	0.00	0.00	0.00	0.00
204022	20	MOBILIARIO Y ENSERES	0.00	0.00	0.00	0.00	0.00
20404	20	MATERIALES Y SUMINISTROS	299,060.00	0.00	250,990.00	0.00	250,990.00
2040401	20	COMBUSTIBLE Y LUBRICANTES	42,668.00	0.00	42,668.00	0.00	42,668.00
2040402	20	DOTACION	0.00	0.00	0.00	0.00	0.00
2040415	20	PAPELERIA, UTILES DE ESCRITORIO Y OFICINA	189,644.00	0.00	143,619.00	0.00	143,619.00
2040417	20	PRODUCTOS DE ASEO Y LIMPIEZA	991.00	0.00	991.00	0.00	991.00
2040418	20	PRODUCTOS DE CAFETERIA Y RESTAURANTE	5,044.00	0.00	5,044.00	0.00	5,044.00
2040420	20	REPUESTOS	52,000.00	0.00	52,000.00	0.00	52,000.00
2040421	20	UTENSILIOS DE CAFETERIA	8,713.00	0.00	6,668.00	0.00	6,668.00
2040423	20	OTROS MATERIALES Y SUMINISTROS	0.00	0.00	0.00	0.00	0.00
20405	20	MANTENIMIENTO	243,624.00	0.00	110,879.00	0.00	110,879.00
2040501	20	MANTENIMIENTO DE BIENES INMUEBLES	20,000.00	0.00	20,000.00	0.00	20,000.00
2040502	20	MANTENIMIENTO DE BIENES MUEBLES, EQUIPOS Y ENSERES	0.00	0.00	0.00	0.00	0.00
2040505	20	MANTENIMIENTO EQUIPO COMUNICACIONES Y COMPUTACION	60,000.00	0.00	60,000.00	0.00	60,000.00
2040506	20	MANTENIMIENTO EQUIPO DE NAVEGACION Y TRANSPORTE	23,624.00	0.00	23,624.00	0.00	23,624.00
2040508	20	SERVICIO DE ASEO	60,000.00	0.00	4,075.00	0.00	4,075.00
2040510	20	SERVICIO DE SEGURIDAD Y VIGILANCIA	80,000.00	0.00	3,180.00	0.00	3,180.00
2040512	20	MANTENIMIENTO DE OTROS BIENES	0.00	0.00	0.00	0.00	0.00
2040513	20	MANTENIMIENTO DE SOFTWARE	0.00	0.00	0.00	0.00	0.00
20406	20	COMUNICACIONES Y TRANSPORTES	6,688,731.00	0.00	6,530,234.00	0.00	6,530,234.00

SINFAJ

**INFORME MENSUAL DE EJECUCION DEL PRESUPUESTO DE GASTOS
RESERVAS PRESUPUESTALES**

AGENCIA NACIONAL DE INFRAESTRUCTURA

SECCION: 2413 UNIDAD EJECUTORA: 00

MES: AGOSTO

VIGENCIA FISCAL: 2013

RECURSOS ADMINISTRADOS:			RECURSOS DE LA NACION:				
CODIFICACION PRESUPUESTAL		DESCRIPCION	RESERVAS CONSTITUIDAS	OBLIGACIONES CAUSADAS MES	TOTAL OBLIGACIONES CAUSADAS	PAGOS DEL MES	TOTAL PAGOS ACUMULADOS
1		2	3	4	5	6	7
204062	20	CORREO	6,660,497.00	0.00	6,502,000.00	0.00	6,502,000.00
204065	20	SERVICIOS DE TRANSMISION DE INFORMACION	28,234.00	0.00	28,234.00	0.00	28,234.00
204067	20	TRANSPORTE	0.00	0.00	0.00	0.00	0.00
20407	20	IMPRESOS Y PUBLICACIONES	7,562,679.00	0.00	26,000.00	0.00	26,000.00
204073	20	EDICION DE LIBROS,REVISTAS,ESCRITOS Y TRABAJOS TIPOGI	0.00	0.00	0.00	0.00	0.00
204075	20	SUSCRIPCIONES	301.00	0.00	0.00	0.00	0.00
204076	20	OTROS GASTOS POR IMPRESOS Y PUBLICACIONES	7,562,378.00	0.00	26,000.00	0.00	26,000.00
20408	20	SERVICIOS PUBLICOS	9,442,261.00	0.00	12,000.00	0.00	12,000.00
204081	20	ACUEDUCTO,ALCANTARILLADO Y ASEO	0.00	0.00	0.00	0.00	0.00
204082	20	ENERGIA	9,357,571.00	0.00	0.00	0.00	0.00
204085	20	TELEFONIA MOVIL CELULAR	0.00	0.00	0.00	0.00	0.00
204086	20	TELEFONO, FAX Y OTROS	84,690.00	0.00	12,000.00	0.00	12,000.00
20409	20	SEGUROS	0.00	0.00	0.00	0.00	0.00
2040905	20	SEGURO DE INFIDELIDAD Y RIESGOS FINANCIEROS	0.00	0.00	0.00	0.00	0.00
2040911	20	SEGUROS GENERALES	0.00	0.00	0.00	0.00	0.00
2040913	20	OTROS SEGUROS	0.00	0.00	0.00	0.00	0.00
20410	20	ARRENDAMIENTOS	85,411,434.00	0.00	71,433.00	0.00	71,433.00
204101	20	ARRENDAMIENTO DE BIENES MUEBLES	71,434.00	0.00	71,433.00	0.00	71,433.00
204102	20	ARRENDAMIENTOS BIENES INMUEBLES	85,340,000.00	0.00	0.00	0.00	0.00
20411	20	VIATICOS Y GASTOS DE VIAJE	7,286,538.00	0.00	557,239.00	0.00	557,239.00
204111	20	VIATICOS Y GASTOS DE VIAJE AL EXTERIOR	20,000.00	0.00	0.00	0.00	0.00
204112	20	VIATICOS Y GASTOS DE VIAJE AL INTERIOR	7,266,538.00	0.00	557,239.00	0.00	557,239.00
20421	20	CAPACITACION,BIENESTAR SOCIAL Y ESTIMULOS	16,038,740.00	0.00	15,974,911.00	0.00	15,974,911.00
204213	20	ELEMENTOS PARA ESTIMULOS	0.00	0.00	0.00	0.00	0.00
204214	20	SERVICIOS DE BIENESTAR SOCIAL	16,038,740.00	0.00	15,974,911.00	0.00	15,974,911.00
204215	20	SERVICIOS DE CAPACITACION	0.00	0.00	0.00	0.00	0.00
20422	20	GASTOS FINANCIEROS	0.00	0.00	0.00	0.00	0.00
204221	20	COMISIONES BANCARIAS	0.00	0.00	0.00	0.00	0.00
20441	20	OTROS GASTOS POR ADQUISICION DE SERVICIOS	253,011.00	0.00	187,176.00	0.00	187,176.00
2044113	20	OTROS GASTOS POR ADQUISICION DE SERVICIOS	253,011.00	0.00	187,176.00	0.00	187,176.00
3	21	TRANSFERENCIAS CORRIENTES	2,409,261,620.00	0.00	2,402,604,630.00	0.00	2,402,604,630.00
32	21	TRANSFERENCIAS AL SECTOR PUBLICO	0.00	0.00	0.00	0.00	0.00
321	21	ORDEN NACIONAL	0.00	0.00	0.00	0.00	0.00
3211	21	CUOTA DE AUDITAJE CONTRANAL	0.00	0.00	0.00	0.00	0.00
36	20	OTRAS TRANSFERENCIAS	2,409,261,620.00	0.00	2,402,604,630.00	0.00	2,402,604,630.00

SINFAD

**INFORME MENSUAL DE EJECUCION DEL PRESUPUESTO DE GASTOS
RESERVAS PRESUPUESTALES**

AGENCIA NACIONAL DE INFRAESTRUCTURA

SECCION: 2413 UNIDAD EJECUTORA: 00

MES: AGOSTO

VIGENCIA FISCAL: 2013

RECURSOS ADMINISTRADOS:			RECURSOS DE LA NACION:				
CODIFICACION PRESUPUESTAL		DESCRIPCION	RESERVAS CONSTITUIDAS	OBLIGACIONES CAUSADAS MES	TOTAL OBLIGACIONES CAUSADAS	PAGOS DEL MES	TOTAL PAGOS ACUMULADOS
1		2	3	4	5	6	7
361	20	SENTENCIAS Y CONCILIACIONES	2,409,261,620.00	0.00	2,402,604,630.00	0.00	2,402,604,630.00
3611	20	SENTENCIAS Y CONCILIACIONES	2,409,261,620.00	0.00	2,402,604,630.00	0.00	2,402,604,630.00
113	10	MEJORAMIENTO Y MANT. DE INFRAESTRUCTURA PROPIA DEL	759,800,350.00	0.00	386,244,390.00	0.00	386,244,390.00
113600	10	INTERSUBSECTORIAL TRANSPORTE	0.00	0.00	0.00	0.00	0.00
113600128	10	MEJOR. APOYO ESTATAL PROJ.DE CONC.AUTOP.RUTA DEL SC	0.00	0.00	0.00	0.00	0.00
113605	20	TRANSPORTE FÉRREO	759,800,350.00	0.00	386,244,390.00	0.00	386,244,390.00
11360507	21	REHABILITACIÓN DE VÍAS FÉRREAS NIVEL NAL, A TRAVÉS DEL	36,583,494.00	0.00	0.00	0.00	0.00
11360507	20	REHABILITACIÓN DE VÍAS FÉRREAS NIVEL NAL, A TRAVÉS DEL	723,216,856.00	0.00	386,244,390.00	0.00	386,244,390.00
520	21	ADMN., ATENCION, CONTROL Y ORGA. INST. PARA LA ADMON E	48,260,881,723.00	1,950,386,161.00	7,059,875,091.00	1,950,386,161.00	7,059,875,091.00
520600	21	INTERSUBSECTORIAL TRANSPORTE	48,260,881,723.00	1,950,386,161.00	7,059,875,091.00	1,950,386,161.00	7,059,875,091.00
520600001	21	APOY. Y DOTAC. TECN. Y ADMIN. PARA EL FORT. INST. DEL INCO	975,494,498.00	0.00	594,124,114.00	0.00	594,124,114.00
520600001	10	APOY. Y DOTAC. TECN. Y ADMIN. PARA EL FORT. INST. DEL INCO	554,929,696.00	0.00	10,195,588.00	0.00	10,195,588.00
520600002	20	APOYO A LA GEST. DEL ESTADO. ASESORIAS Y CONSULT. CON	11,472,400.00	0.00	0.00	0.00	0.00
520600002	21	APOYO A LA GEST. DEL ESTADO. ASESORIAS Y CONSULT. CON	46,718,985,129.00	1,950,386,161.00	6,455,555,389.00	1,950,386,161.00	6,455,555,389.00
530	21	ATENCIÓN, CONTROL Y ORGAN. INST. PARA APOYO A LA GES. D	10,862,985.00	0.00	10,438,852.00	0.00	10,438,852.00
530600	21	INTERSUBSECTORIAL TRANSPORTE	10,862,985.00	0.00	10,438,852.00	0.00	10,438,852.00
530600003	21	APOYO A LA GES. DEL EST. OBRAS COMP. Y COMPRA DE PDIOS	10,862,985.00	0.00	10,438,852.00	0.00	10,438,852.00
SUBTOTAL			52,453,363,249.00	2,019,986,161.00	10,344,125,492.00	2,019,986,161.00	10,344,125,492.00
TOTAL ACUMULADO:			52,453,363,249.00	2,019,986,161.00	10,344,125,492.00	2,019,986,161.00	10,344,125,492.00

MARÍA CLARA GARRIDO GARRIDO
VICEPRESIDENTE ADITIVA Y FINANCIERA

JUANA CELINA GARVAJAL
EXP.G3-6 CON FUNCIONES DE TESORERIA

NELGY JENIFER MALDONADO BALLEEN
COORD. GRUPO INT. TRAB. ADITIVO Y FCRO

ELSA LILIANA LIEVANO TORRES
EXP.G3-6 CON FUNCIONES JEFE DE PPTO

**INFORME MENSUAL DE EJECUCION DEL PRESUPUESTO DE GASTOS
CUENTAS POR PAGAR**

AGENCIA NACIONAL DE INFRAESTRUCTURA

SECCION: 2413

UNIDAD EJECUTORA: 00

MES: AGOSTO

VIGENCIA FISCAL: 2013

RECURSOS ADMINISTRADOS:		RECURSOS DE LA NACION:		
CODIFICACION PRESUPUESTAL	DESCRIPCION	CUENTAS POR PAGAR CONSTITUIDAS	PAGOS MES	TOTAL PAGOS ACUMULADOS
1	2	3	4	5
1	GASTOS DE PERSONAL	264,505,032.00	0.00	264,505,032.00
10	GASTOS DE PERSONAL	264,505,032.00	0.00	264,505,032.00
101	SERVICIOS PERSONALES ASOCIADOS A NOMINA	28,777,671.00	0.00	28,777,671.00
10101	SUELDOS DEL PERSONAL DE NOMINA	21,034,094.00	0.00	21,034,094.00
101011	20 SUELDOS	20,634,929.00	0.00	20,634,929.00
101012	20 SUELDOS DE VACACIONES	354,163.00	0.00	354,163.00
101014	20 INCAPACIDADES Y LICENCIA DE MATERNIDAD	45,002.00	0.00	45,002.00
10104	PRIMA TECNICA	3,589,950.00	0.00	3,589,950.00
101041	20 PRIMA TÉCNICA SALARIAL	110,624.00	0.00	110,624.00
101042	20 PRIMA TECNICA NO SALARIAL	3,479,326.00	0.00	3,479,326.00
10105	OTROS	3,596,886.00	0.00	3,596,886.00
1010502	20 BONIFICACION POR SERVICIOS PRESTADOS	235,776.00	0.00	235,776.00
1010505	20 BONIFICACION ESPECIAL DE RECREACION	57,496.00	0.00	57,496.00
1010512	20 SUBSIDIO DE ALIMENTACION	5,951.00	0.00	5,951.00
1010513	20 AUXILIO DE TRANSPORTE	2,549.00	0.00	2,549.00
1010514	20 PRIMA DE SERVICIO	469,008.00	0.00	469,008.00
1010515	20 PRIMA DE VACACIONES	453,387.00	0.00	453,387.00
1010516	20 PRIMA DE NAVIDAD	2,268,863.00	0.00	2,268,863.00
1010592	20 BONIFICACION DE DIRECCION	103,856.00	0.00	103,856.00
10109	HORAS EXTRAS, DIAS FESTIVOS E INDEMNIZACION POR VACA	556,741.00	0.00	556,741.00
101091	20 HORAS EXTRAS	177,242.00	0.00	177,242.00
101093	20 INDEMNIZACION POR VACACIONES	379,499.00	0.00	379,499.00
102	SERVICIOS PERSONALES INDIRECTOS	226,952,435.00	0.00	226,952,435.00
10212	20 HONORARIOS	20,768,054.00	0.00	20,768,054.00
10214	20 REMUNERACION SERVICIOS TECNICOS	206,184,381.00	0.00	206,184,381.00
105	CONTRIBUCIONES INHERENTES A LA NOMINA SECTOR PRIVA	8,774,926.00	0.00	8,774,926.00
1051	ADMINISTRADAS POR EL SECTOR PRIVADO	4,676,356.00	0.00	4,676,356.00
10511	20 CAJAS DE COMPENSACION PRIVADAS	914,973.00	0.00	914,973.00
10513	20 FONDOS ADMINISTRADORES DE PENSIONES PRIVADOS	1,878,233.00	0.00	1,878,233.00
10514	20 EMPRESAS PRIVADAS PROMOTORAS DE SALUD	1,883,150.00	0.00	1,883,150.00
1052	ADMINISTRADAS POR EL SECTOR PUBLICO	2,954,879.00	0.00	2,954,879.00
10522	20 FONDO NACIONAL DEL AHORRO	2,090,153.00	0.00	2,090,153.00
10523	20 FONDOS ADMINISTRADORES DE PENSIONES PUBLICOS	750,374.00	0.00	750,374.00
10527	20 ADMINISTRADORAS PUBLICAS DE APORTES P/ACC DE TRABA	114,352.00	0.00	114,352.00
1056	20 APORTES AL ICBF	686,201.00	0.00	686,201.00

SINFAD

**INFORME MENSUAL DE EJECUCION DEL PRESUPUESTO DE GASTOS
CUENTAS POR PAGAR**

Page 2 of 5
PCXPR020
06/09/2013

AGENCIA NACIONAL DE INFRAESTRUCTURA

SECCION: 2413

UNIDAD EJECUTORA: 00

MES: AGOSTO

VIGENCIA FISCAL: 2013

RECURSOS ADMINISTRADOS:		RECURSOS DE LA NACION:		
CODIFICACION PRESUPUESTAL	DESCRIPCION	CUENTAS POR PAGAR CONSTITUIDAS	PAGOS MES	TOTAL PAGOS ACUMULADOS
1	2	3	4	5
1057	20 APORTES AL SENA	457,490.00	0.00	457,490.00
2	GASTOS GENERALES	297,871,858.00	0.00	281,472,606.00
20	GASTOS GENERALES	297,871,858.00	0.00	281,472,606.00
203	IMPUESTOS Y MULTAS	3,392.00	0.00	3,392.00
20350	IMPUESTOS Y CONTRIBUCIONES	3,392.00	0.00	3,392.00
2035002	20 IMPUESTO DE VEHICULO	3,392.00	0.00	3,392.00
204	ADQUISICION DE BIENES Y SERVICIOS	297,868,466.00	0.00	281,469,214.00
20401	COMPRA DE EQUIPO	55,219,829.00	0.00	55,219,829.00
2040104	20 AUDIOVISUALES Y ACCESORIOS	95,520.00	0.00	95,520.00
2040106	20 EQUIPO DE SISTEMAS	54,642,800.00	0.00	54,642,800.00
2040108	20 SOFTWARE	253,221.00	0.00	253,221.00
2040116	20 VEHICULOS	213,960.00	0.00	213,960.00
2040125	20 OTRAS COMPRAS DE EQUIPOS	14,328.00	0.00	14,328.00
20402	ENSERES Y EQUIPOS DE OFICINA	3,699,672.00	0.00	3,699,672.00
204021	20 EQUIPOS Y MAQUINAS PARA OFICINA	327,592.00	0.00	327,592.00
204022	20 MOBILIARIO Y ENSERES	3,372,080.00	0.00	3,372,080.00
20404	MATERIALES Y SUMINISTROS	63,331,098.00	0.00	63,331,098.00
2040401	20 COMBUSTIBLE Y LUBRICANTES	10,921,206.00	0.00	10,921,206.00
2040402	20 DOTACION	6,576.00	0.00	6,576.00
2040415	20 PAPELERIA, UTILES DE ESCRITORIO Y OFICINA	36,135,635.00	0.00	36,135,635.00
2040417	20 PRODUCTOS DE ASEO Y LIMPIEZA	253,644.00	0.00	253,644.00
2040418	20 PRODUCTOS DE CAFETERIA Y RESTAURANTE	1,283,682.00	0.00	1,283,682.00
2040420	20 REPUESTOS	13,050,980.00	0.00	13,050,980.00
2040421	20 UTENSILIOS DE CAFETERIA	1,667,375.00	0.00	1,667,375.00
2040423	20 OTROS MATERIALES Y SUMINISTROS	12,000.00	0.00	12,000.00
20405	MANTENIMIENTO	45,569,700.00	0.00	45,569,700.00
2040501	20 MANTENIMIENTO DE BIENES INMUEBLES	22,317,718.00	0.00	22,317,718.00
2040502	20 MANTENIMIENTO DE BIENES MUEBLES.EQUIPOS Y ENSERES	3,630.00	0.00	3,630.00
2040505	20 MANTENIMIENTO EQUIPO COMUNICACIONES Y COMPUTACION	15,116,384.00	0.00	15,116,384.00
2040506	20 MANTENIMIENTO EQUIPO DE NAVEGACION Y TRANSPORTE	6,204,279.00	0.00	6,204,279.00
2040508	20 SERVICIO DE ASEO	1,018,853.00	0.00	1,018,853.00
2040510	20 SERVICIO DE SEGURIDAD Y VIGILANCIA	795,053.00	0.00	795,053.00
2040513	20 MANTENIMIENTO DE SOFTWARE	113,783.00	0.00	113,783.00
20406	COMUNICACIONES Y TRANSPORTES	8,021,011.00	0.00	8,021,011.00
204062	20 CORREO	840,645.00	0.00	840,645.00

SINFAD

**INFORME MENSUAL DE EJECUCION DEL PRESUPUESTO DE GASTOS
CUENTAS POR PAGAR**

Page 3 of 5
PCXPR020
06/09/2013

AGENCIA NACIONAL DE INFRAESTRUCTURA

SECCION: 2413

UNIDAD EJECUTORA: 00

MES: AGOSTO

VIGENCIA FISCAL: 2013

RECURSOS ADMINISTRADOS:		RECURSOS DE LA NACION:			
CODIFICACION PRESUPUESTAL	DESCRIPCION	CUENTAS POR PAGAR CONSTITUIDAS	PAGOS MES	TOTAL PAGOS ACUMULADOS	
1	2	3	4	5	
204065	20 SERVICIOS DE TRANSMISION DE INFORMACION	7,178,999.00	0.00	7,178,999.00	
204067	20 TRANSPORTE	1,367.00	0.00	1,367.00	
20407	IMPRESOS Y PUBLICACIONES	6,657,136.00	0.00	6,657,136.00	
204073	20 EDICION DE LIBROS,REVISTAS,ESCRITOS Y TRABAJOS TIPOGI	40,000.00	0.00	40,000.00	
204075	20 SUSCRIPCIONES	94,291.00	0.00	94,291.00	
204076	20 OTROS GASTOS POR IMPRESOS Y PUBLICACIONES	6,522,845.00	0.00	6,522,845.00	
20408	SERVICIOS PUBLICOS	4,405,834.00	0.00	4,405,834.00	
204081	20 ACUEDUCTO,ALCANTARILLADO Y ASEO	9,027.00	0.00	9,027.00	
204082	20 ENERGIA	1,276,245.00	0.00	1,276,245.00	
204085	20 TELEFONIA MOVIL CELULAR	70,746.00	0.00	70,746.00	
204086	20 TELEFONO, FAX Y OTROS	3,049,816.00	0.00	3,049,816.00	
20409	SEGUROS	831,243.00	0.00	831,243.00	
2040905	20 SEGURO DE INFIDELIDAD Y RIESGOS FINANCIEROS	279,620.00	0.00	279,620.00	
2040911	20 SEGUROS GENERALES	211,727.00	0.00	211,727.00	
2040913	20 OTROS SEGUROS	339,896.00	0.00	339,896.00	
20410	ARRENDAMIENTOS	23,163,856.00	0.00	23,163,856.00	
204101	20 ARRENDAMIENTO DE BIENES MUEBLES	18,410,763.00	0.00	18,410,763.00	
204102	20 ARRENDAMIENTOS BIENES INMUEBLES	4,753,093.00	0.00	4,753,093.00	
20411	VIATICOS Y GASTOS DE VIAJE	14,743,707.00	0.00	14,743,707.00	
204111	20 VIATICOS Y GASTOS DE VIAJE AL EXTERIOR	155,533.00	0.00	155,533.00	
204112	20 VIATICOS Y GASTOS DE VIAJE AL INTERIOR	14,588,174.00	0.00	14,588,174.00	
20414	20 GASTOS JUDICIALES	1,288,992.00	0.00	1,288,992.00	
20421	CAPACITACION,BIENESTAR SOCIAL Y ESTIMULOS	6,038,136.00	0.00	6,038,136.00	
204213	20 ELEMENTOS PARA ESTIMULOS	44,000.00	0.00	44,000.00	
204214	20 SERVICIOS DE BIENESTAR SOCIAL	5,985,171.00	0.00	5,985,171.00	
204215	20 SERVICIOS DE CAPACITACION	8,965.00	0.00	8,965.00	
20441	OTROS GASTOS POR ADQUISICION DE SERVICIOS	64,898,252.00	0.00	48,499,000.00	
2044113	20 OTROS GASTOS POR ADQUISICION DE SERVICIOS	64,898,252.00	0.00	48,499,000.00	
3	TRANSFERENCIAS CORRIENTES	3,158,431,538.00	0.00	3,062,561,208.00	
32	TRANSFERENCIAS AL SECTOR PÚBLICO	12,156,245.00	0.00	12,156,245.00	
321	ORDEN NACIONAL	12,156,245.00	0.00	12,156,245.00	
3211	20 CUOTA DE AUDITAJE CONTRANAL	735,060.00	0.00	735,060.00	
3211	21 CUOTA DE AUDITAJE CONTRANAL	11,421,185.00	0.00	11,421,185.00	
36	OTRAS TRANSFERENCIAS	3,146,275,293.00	0.00	3,050,404,963.00	
361	SENTENCIAS Y CONCILIACIONES	3,146,275,293.00	0.00	3,050,404,963.00	

SINFAD

**INFORME MENSUAL DE EJECUCION DEL PRESUPUESTO DE GASTOS
CUENTAS POR PAGAR**

Page 4 of 5
PCXPR020
06/09/2013

AGENCIA NACIONAL DE INFRAESTRUCTURA

SECCION: 2413

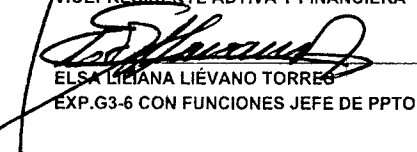
UNIDAD EJECUTORA: 00

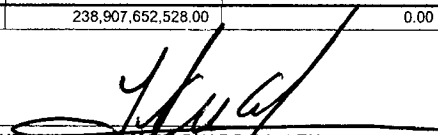
MES: AGOSTO

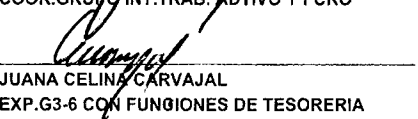
VIGENCIA FISCAL: 2013

RECURSOS ADMINISTRADOS:		RECURSOS DE LA NACION:			
CODIFICACION PRESUPUESTAL		DESCRIPCION	CUENTAS POR PAGAR CONSTITUIDAS	PAGOS MES	TOTAL PAGOS ACUMULADOS
1		2	3	4	5
3611	20	SENTENCIAS Y CONCILIACIONES	3,077,686,847.00	0.00	2,981,816,517.00
3611	21	SENTENCIAS Y CONCILIACIONES	68,588,446.00	0.00	68,588,446.00
113		MEJORAMIENTO Y MANT. DE INFRAESTRUCTURA PROPIA DEL	3,986,494,185.00	0.00	3,986,494,185.00
113601		RED VIAL NACIONAL	120,000,000.00	0.00	120,000,000.00
1136013	20	MEJORAMIENTO AUTOPISTA BOGOTA-VILLAVICENCIO	120,000,000.00	0.00	120,000,000.00
113605		TRANSPORTE FÉRREO	3,866,494,185.00	0.00	3,866,494,185.00
11360507	21	REHABILITACIÓN DE VÍAS FÉRREAS NIVEL NAL, A TRAVÉS DEL	36,506,939.00	0.00	36,506,939.00
11360507	20	REHABILITACIÓN DE VÍAS FÉRREAS NIVEL NAL, A TRAVÉS DEL	3,829,987,246.00	0.00	3,829,987,246.00
520		ADMN., ATENCION, CONTROL Y ORGA. INST. PARA LA ADMON E	13,512,525,548.00	0.00	13,512,525,548.00
520600		INTERSUBSECTORIAL TRANSPORTE	13,512,525,548.00	0.00	13,512,525,548.00
520600001	21	APOY. Y DOTAC. TECN. Y ADMIN. PARA EL FORT. INST. DEL INCO	361,432,353.00	0.00	361,432,353.00
520600001	10	APOY. Y DOTAC. TECN. Y ADMIN. PARA EL FORT. INST. DEL INCO	70,334,824.00	0.00	70,334,824.00
520600002	21	APOYO A LA GEST. DEL ESTADO. ASESORIAS Y CONSULT. CON	3,006,964,371.00	0.00	3,006,964,371.00
520600002	20	APOYO A LA GEST. DEL ESTADO. ASESORIAS Y CONSULT. CON	10,073,794,000.00	0.00	10,073,794,000.00
530		ATENCIÓN, CONTROL Y ORGAN. INST. PARA APOYO A LA GES. D	217,687,824,367.00	0.00	217,687,824,367.00
530600		INTERSUBSECTORIAL TRANSPORTE	217,687,824,367.00	0.00	217,687,824,367.00
530600003	21	APOYO A LA GES. DEL EST. OBRAS COMP. Y COMPRA DE PDIOS	2,691,638,365.00	0.00	2,691,638,365.00
530600003	10	APOYO A LA GES. DEL EST. OBRAS COMP. Y COMPRA DE PDIOS	211,707,186,002.00	0.00	211,707,186,002.00
530600003	13	APOYO A LA GES. DEL EST. OBRAS COMP. Y COMPRA DE PDIOS	3,289,000,000.00	0.00	3,289,000,000.00
SUBTOTAL			238,907,652,528.00	0.00	238,795,382,946.00
TOTAL ACUMULADO:			238,907,652,528.00	0.00	238,795,382,946.00


MARÍA CLARA GARRIDO GARRIDO
VICEPRESIDENTE ADTIVA Y FINANCIERA


ELSA LETICIA LIÉVANO TORRES
EXP.G3-6 CON FUNCIONES JEFE DE PPTO


NELCY JENIT MALDONADO BALLEEN
COORD. GRUPO INT. TRAB. ADTIVO Y FCRO


JUANA CELINA CARVAJAL
EXP.G3-6 CON FUNCIONES DE TESORERIA

SINFAD