

**INFORME MENSUAL DE EJECUCION DEL PRESUPUESTO DE GASTOS
APROPIACIONES DE LA VIGENCIA**

INSTITUTO NACIONAL DE CONCESIONES

SECCION: 2413 UNIDAD EJECUTORA: 00

MES: AGOSTO

VIGENCIA FISCAL: 2009

RECURSOS DE LA NACION:

RECURSOS ADMINISTRADOS:		RECURSOS DE LA NACION:								
CODIFICACION PRESUPUESTAL	DESCRIPCION	APROPIACION VIGENTE	CERTIFICADOS DEL MES	CERTIFICADOS ACUMULADOS	COMPROMISOS MES	COMPROMISOS ACUMULADOS	OBLIGACIONES MES	OBLIGACIONES ACUMULADAS	PAGOS DEL MES	TOTAL PAGOS ACUMULADOS
1	2	3	4	5	6	7	8	9	10	11
	GASTOS DE PERSONAL	6,172,000,000.00	308,788,450.00	3,474,154,091.00	311,359,971.00	3,460,342,825.00	374,343,109.00	3,311,220,376.00	376,458,120.00	3,233,801,317.00
1	GASTOS DE PERSONAL	6,172,000,000.00	308,788,450.00	3,474,154,091.00	311,359,971.00	3,460,342,825.00	374,343,109.00	3,311,220,376.00	376,458,120.00	3,233,801,317.00
10	SERVICIOS PERSONALES ASOCIA	4,346,832,000.00	258,177,967.00	2,273,099,615.00	260,749,489.00	2,259,288,350.00	260,749,489.00	2,259,288,350.00	261,393,689.00	2,241,951,150.00
101	SUELDOS DEL PERSONAL DE NON	2,615,000,000.00	192,148,899.00	1,554,766,267.00	192,148,899.00	1,554,766,267.00	192,148,899.00	1,554,766,267.00	192,793,099.00	1,537,429,067.00
10101	SUELDOS	2,425,000,000.00	185,917,815.00	1,503,667,330.00	185,917,815.00	1,503,667,330.00	185,917,815.00	1,503,667,330.00	186,562,015.00	1,486,330,130.00
101011	SUELDO DE VACACIONES	165,000,000.00	3,660,932.00	48,268,245.00	3,660,932.00	48,268,245.00	3,660,932.00	48,268,245.00	3,660,932.00	48,268,245.00
101012	INCAPACIDADES Y LICENCIAS DE	25,000,000.00	2,570,152.00	2,830,692.00	2,570,152.00	2,830,692.00	2,570,152.00	2,830,692.00	2,570,152.00	2,830,692.00
101014	PRIMA TÉCNICA	656,000,000.00	53,869,501.00	428,905,507.00	53,869,501.00	428,905,507.00	53,869,501.00	428,905,507.00	53,869,501.00	428,905,507.00
10104	PRIMA TÉCNICA NO SALARIAL	656,000,000.00	53,869,501.00	428,905,507.00	53,869,501.00	428,905,507.00	53,869,501.00	428,905,507.00	53,869,501.00	428,905,507.00
101042	OTROS	625,000,000.00	9,315,618.00	211,645,756.00	9,315,618.00	211,645,756.00	9,315,618.00	211,645,756.00	9,315,618.00	211,645,756.00
10105	BONIFICACION POR SERVICIOS PI	80,000,000.00	1,826,480.00	43,438,123.00	1,826,480.00	43,438,123.00	1,826,480.00	43,438,123.00	1,826,480.00	43,438,123.00
1010502	BONIFICACION ESPECIAL DE REC	16,000,000.00	669,489.00	7,116,011.00	669,489.00	7,116,011.00	669,489.00	7,116,011.00	669,489.00	7,116,011.00
1010505	SUBSIDIO DE ALIMENTACION	4,500,000.00	247,499.00	2,085,488.00	247,499.00	2,085,488.00	247,499.00	2,085,488.00	247,499.00	2,085,488.00
1010512	AUXILIO DE TRANSPORTE	642,000.00	0.00	0.00	0.00	0.00	0.00	0.00	0.00	0.00
1010513	PRIMA DE SERVICIOS	110,758,000.00	0.00	98,629,983.00	0.00	98,629,983.00	0.00	98,629,983.00	0.00	98,629,983.00
1010514	PRIMA DE VACACIONES	140,000,000.00	5,200,886.00	56,307,757.00	5,200,886.00	56,307,757.00	5,200,886.00	56,307,757.00	5,200,886.00	56,307,757.00
1010515	PRIMA DE NAVIDAD	245,000,000.00	1,371,264.00	4,068,394.00	1,371,264.00	4,068,394.00	1,371,264.00	4,068,394.00	1,371,264.00	4,068,394.00
1010516	BONIFICACION DE DIRECCION	28,100,000.00	0.00	0.00	0.00	0.00	0.00	0.00	0.00	0.00
1010592	OTROS GASTOS PERSONAL (DIST	359,000,000.00	0.00	0.00	0.00	0.00	0.00	0.00	0.00	0.00
10108	HORAS EXTRAS DIAS FESTIVOS E	91,632,000.00	2,843,949.00	77,782,085.00	5,415,471.00	63,970,820.00	5,415,471.00	63,970,820.00	5,415,471.00	63,970,820.00
10109	HORAS EXTRAS DIAS FESTIVOS	33,132,000.00	0.00	33,132,000.00	2,571,522.00	19,320,735.00	2,571,522.00	19,320,735.00	2,571,522.00	19,320,735.00
101091	INDEMNIZACION POR VACACIONE	58,500,000.00	2,843,949.00	44,650,085.00	2,843,949.00	44,650,085.00	2,843,949.00	44,650,085.00	2,843,949.00	44,650,085.00
101093	SERVICIOS PERSONALES INDIREC	683,000,000.00	25,687,805.00	548,187,002.00	25,687,805.00	548,187,002.00	27,461,408.00	399,064,553.00	37,295,333.00	399,064,553.00
102	HONORARIOS	526,432,000.00	25,687,805.00	474,304,195.00	25,687,805.00	474,304,195.00	27,461,408.00	360,161,443.00	27,461,408.00	360,161,443.00
10212	REMUNERACION SERVICIOS TECI	156,568,000.00	0.00	73,882,807.00	0.00	73,882,807.00	9,833,925.00	38,903,110.00	9,833,925.00	38,903,110.00
10214	CONTRIBUCIONES INHERENTES A	1,142,368,000.00	76,298,288.00	652,867,474.00	76,298,287.00	652,867,473.00	76,298,287.00	652,867,473.00	77,769,098.00	592,785,614.00
105	ADMINISTRADAS POR EL SECTOR	624,368,000.00	42,120,009.00	356,077,611.00	42,120,008.00	356,077,610.00	42,120,008.00	356,077,610.00	43,722,895.00	313,523,774.00
10501	ADMINISTRADAS POR EL SECTOR	360,000,000.00	24,098,029.00	208,829,473.00	24,098,029.00	208,829,473.00	24,098,029.00	208,829,473.00	24,042,206.00	201,727,779.00
10502	APORTES AL ICBF	90,000,000.00	6,030,225.00	52,776,586.00	6,030,225.00	52,776,586.00	6,030,225.00	52,776,586.00	6,002,514.00	46,520,863.00
1056	APORTES AL SENA	17,000,000.00	1,005,049.00	8,796,501.00	1,005,049.00	8,796,501.00	1,005,049.00	8,796,501.00	1,000,396.00	7,753,902.00
1057	APORTES A LA ESAP	17,000,000.00	1,034,767.00	8,796,500.00	1,034,767.00	8,796,500.00	1,034,767.00	8,796,500.00	2,000,691.00	15,505,394.00
1058	APORTES ESCUELAS INDUSTRIAL	34,000,000.00	2,010,209.00	17,590,803.00	2,010,209.00	17,590,803.00	2,010,209.00	17,590,803.00	90,372,059.24	836,962,994.28
1059	GASTOS GENERALES	1,695,000,000.00	32,239,704.00	1,308,062,132.00	180,191,951.00	1,294,957,422.04	90,372,059.24	836,962,994.28	90,372,059.24	836,962,994.28
2	GASTOS GENERALES	1,695,000,000.00	32,239,704.00	1,308,062,132.00	180,191,951.00	1,294,957,422.04	90,372,059.24	836,962,994.28	90,372,059.24	836,962,994.28
20	IMPUESTOS Y MULTAS	16,000,000.00	0.00	5,219,896.00	0.00	4,782,593.00	0.00	4,782,593.00	0.00	4,782,593.00
203	IMPUESTOS Y CONTRIBUCIONES	16,000,000.00	0.00	5,219,896.00	0.00	4,782,593.00	0.00	4,782,593.00	0.00	4,782,593.00
20350	ADQUISICION DE BIENES Y SERVI	1,679,000,000.00	32,239,704.00	1,302,842,236.00	180,191,951.00	1,290,174,829.04	90,372,059.24	832,180,401.28	90,372,059.24	832,180,401.28
204										

**INFORME MENSUAL DE EJECUCION DEL PRESUPUESTO DE GASTOS
APROPIACIONES DE LA VIGENCIA**

INSTITUTO NACIONAL DE CONCESIONES

SECCION: 2413 UNIDAD EJECUTORA: 00

MES: AGOSTO

VIGENCIA FISCAL: 2009

RECURSOS DE LA NACION:

RECURSOS ADMINISTRADOS:		RECURSOS DE LA NACION:								
CODIFICACION PRESUPUESTAL	DESCRIPCION	APROPIACION VIGENTE	CERTIFICADOS DEL MES	CERTIFICADOS ACUMULADOS	COMPROMISOS MES	COMPROMISOS ACUMULADOS	OBLIGACIONES MES	OBLIGACIONES ACUMULADAS	PAGOS DEL MES	TOTAL PAGOS ACUMULADOS
1	2	3	4	5	6	7	8	9	10	11
			0.00	6,478,302.00	0.00	6,478,302.00	0.00	5,313,662.00	0.00	5,313,662.00
20401	20 COMPRA DE EQUIPO	105,706,102.00	0.00	6,478,302.00	0.00	6,478,302.00	0.00	5,313,662.00	0.00	5,313,662.00
20402	20 ENSERES Y EQUIPOS DE OFICIN	17,224,402.00	0.00	3,944,053.00	0.00	3,944,053.00	0.00	3,944,053.00	0.00	3,944,053.00
20404	20 MATERIALES Y SUMINISTROS	131,955,894.00	0.00	79,379,808.00	0.00	79,379,808.00	281,793.00	60,631,090.00	281,793.00	60,631,090.00
20405	20 MANTENIMIENTO	158,130,643.00	0.00	110,371,816.00	0.00	110,371,815.00	6,510,687.00	79,231,408.00	6,510,687.00	79,231,408.00
20406	20 COMUNICACIONES Y TRANSPORT	69,617,906.00	2,510,000.00	64,434,095.00	2,510,000.00	64,434,095.00	3,805,006.00	35,086,760.00	3,805,006.00	35,086,760.00
20407	20 IMPRESOS Y PUBLICACIONES	57,387,218.00	0.00	24,898,197.00	6,024,000.00	24,872,412.00	6,980,272.24	14,152,164.24	6,980,272.24	14,152,164.24
20408	20 SERVICIOS PUBLICOS	277,215,798.00	0.00	274,377,122.00	1,596,824.00	267,869,745.04	28,947,331.00	229,696,190.04	28,947,331.00	229,696,190.04
20409	20 SEGUROS	261,040,000.00	5,914,118.00	256,135,220.00	146,193,133.00	253,344,235.00	2,748,601.00	98,497,616.00	2,748,601.00	98,497,616.00
20410	20 ARRENDAMIENTOS	5,020,005.00	0.00	5,020,000.00	0.00	5,020,000.00	0.00	4,963,501.00	0.00	4,963,501.00
20411	20 VIATICOS Y GASTOS DE VIAJE	371,480,332.00	14,578,786.00	363,438,908.00	14,578,786.00	362,908,921.00	32,885,154.00	241,723,371.00	32,885,154.00	241,723,371.00
20413	20 DEFENSA DE LA HACIENDA PUBLI	60,153,656.00	200,800.00	200,800.00	200,800.00	200,800.00	0.00	461,840.00	0.00	461,840.00
20414	20 GASTOS JUDICIALES	10,525,367.00	0.00	461,840.00	0.00	461,840.00	0.00	461,840.00	0.00	461,840.00
20421	20 CAPACITACION BIENESTAR SOCIA	90,360,296.00	9,036,000.00	83,267,161.00	9,036,000.00	83,060,337.00	8,160,807.00	37,728,115.00	8,160,807.00	37,728,115.00
20422	20 GASTOS FINANCIEROS	3,443,083.00	0.00	3,012,000.00	52,408.00	63,060,337.00	52,408.00	405,552.00	52,408.00	405,552.00
20441	20 OTROS GASTOS POR ADQUISICIO	59,739,298.00	0.00	47,422,914.00	0.00	47,422,914.00	0.00	20,345,079.00	0.00	20,345,079.00
3	TRANSFERENCIAS CORRIENTES	3,856,000,000.00	0.00	1,014,500,000.00	0.00	0.00	0.00	0.00	0.00	0.00
32	TRANSFERENCIAS AL SECTOR PU	1,153,000,000.00	0.00	0.00	0.00	0.00	0.00	0.00	0.00	0.00
321	ORDEN NACIONAL	1,153,000,000.00	0.00	0.00	0.00	0.00	0.00	0.00	0.00	0.00
3211	10 CUOTA DE AUDITAJE	1,153,000,000.00	0.00	0.00	0.00	0.00	0.00	0.00	0.00	0.00
36	OTRAS TRANSFERENCIAS	2,703,000,000.00	0.00	1,014,500,000.00	0.00	0.00	0.00	0.00	0.00	0.00
363	DESTINATARIOS DE OTRAS TRAN	2,703,000,000.00	0.00	1,014,500,000.00	0.00	0.00	0.00	0.00	0.00	0.00
36326	20 PROV. GTOS INSTIT. Y/O SECT. C	2,703,000,000.00	0.00	1,014,500,000.00	0.00	0.00	0.00	0.00	0.00	0.00
7	SERVICIO DE LA DEUDA INTERNA	69,061,400,000.00	0.00	66,908,315,171.13	0.00	66,908,315,171.13	0.00	54,749,105,171.13	0.00	54,749,105,171.13
71	AMORTIZACIÓN DEUDA PÚBLICA I	69,061,400,000.00	0.00	66,908,315,171.13	0.00	66,908,315,171.13	0.00	54,749,105,171.13	0.00	54,749,105,171.13
711	11 NACIÓN	69,061,400,000.00	0.00	66,908,315,171.13	0.00	66,908,315,171.13	10,777,612,142.00	234,230,160,284.00	43,051,255,903.75	234,230,160,284.00
113	MEJORAMIENTO Y MANTENIM. INF	499,227,675,999.00	179,214,000.00	367,122,931,927.00	0.00	359,637,682,847.00	0.00	219,406,690,000.00	32,273,643,761.75	219,406,690,000.00
113600	INTERSUBSECTORIAL TRANSPOR	342,611,690,000.00	0.00	342,611,690,000.00	0.00	342,611,690,000.00	0.00	219,406,690,000.00	32,273,643,761.75	219,406,690,000.00
113600125	10 MEJORAMIENTO ESTATAL NVOS.	342,611,690,000.00	0.00	342,611,690,000.00	0.00	342,611,690,000.00	10,208,250,000.00	10,208,250,000.00	10,208,250,000.00	10,208,250,000.00
113601	RED TRONCAL NACIONAL	39,208,250,000.00	0.00	10,208,250,000.00	0.00	10,208,250,000.00	10,208,250,000.00	10,208,250,000.00	10,208,250,000.00	10,208,250,000.00
1136011	10 MEJORAMIENTO CONSTRUCCION C	39,208,250,000.00	0.00	10,208,250,000.00	0.00	10,208,250,000.00	0.00	10,208,250,000.00	10,208,250,000.00	10,208,250,000.00
113605	TRANSPORTE FÉRREO	117,407,735,999.00	179,214,000.00	14,302,991,927.00	0.00	6,817,742,847.00	569,362,142.00	4,615,220,284.00	569,362,142.00	4,615,220,284.00
11360510	20 MEJORAMIENTO DEL SISTEMA FE	50,748,679,797.00	0.00	0.00	0.00	0.00	0.00	0.00	0.00	0.00
11360510	21 MEJORAMIENTO DEL SISTEMA FE	23,688,000,000.00	0.00	3,600,000,000.00	0.00	0.00	0.00	0.00	0.00	0.00
1136057	20 REHABILITACIÓN VÍAS FÉRREAS I	42,971,056,202.00	179,214,000.00	10,702,991,927.00	0.00	6,817,742,847.00	569,362,142.00	4,615,220,284.00	569,362,142.00	4,615,220,284.00
530	ATENCIÓN, CONTROL Y ORGAN. II	216,945,618,741.00	161,057,862.00	171,697,673,786.00	855,492,635.00	156,385,957,165.00	8,404,349,540.00	103,153,632,987.00	4,404,349,540.00	99,153,632,987.00
530600	INTERSUBSECTORIAL TRANSPOR	216,945,618,741.00	161,057,862.00	171,697,673,786.00	855,492,635.00	156,385,957,165.00	8,404,349,540.00	103,153,632,987.00	4,404,349,540.00	99,153,632,987.00
530600101	10 APOYO DOTACIÓN TÉC Y ADTIVO	3,710,338,000.00	44,620,406.00	362,950,030.00	44,620,406.00	362,050,030.00	12,000,000.00	12,000,000.00	12,000,000.00	12,000,000.00

SINFAD

[Handwritten signature]

**INFORME MENSUAL DE EJECUCION DEL PRESUPUESTO DE GASTOS
APROPIACIONES DE LA VIGENCIA**

INSTITUTO NACIONAL DE CONCESIONES


SECCION: 2413 UNIDAD EJECUTORA: 00


MES: AGOSTO


VIGENCIA FISCAL: 2009

RECURSOS DE LA NACION:

RECURSOS ADMINISTRADOS:		RECURSOS DE LA NACION:								
CODIFICACION PRESUPUESTAL	DESCRIPCION	APROPIACION VIGENTE	CERTIFICADOS DEL MES	CERTIFICADOS ACUMULADOS	COMPROMISOS MES	COMPROMISOS ACUMULADOS	OBLIGACIONES MES	OBLIGACIONES ACUMULADAS	PAGOS DEL MES	TOTAL PAGOS ACUMULADOS
1	2	3	4	5	6	7	8	9	10	11
530600101	20 APOYO DOTACIÓN TÉC Y ADTIVO	6,592,264,001.00	46,384,458.00	4,208,269,798.00	740,819,231.00	4,187,610,447.00	381,433,342.00	3,220,473,181.00	381,433,342.00	3,220,473,181.00
5306003	10 APY GES.EST.OBRAS COMPLEM.C	202,687,478,000.00	10,916,198.00	166,214,357,198.00	10,916,198.00	151,498,916,198.00	8,010,916,198.00	99,660,916,198.00	4,010,916,198.00	95,660,916,198.00
5306004	10 APOYO GEST. EDO. ASESORIAS Y	3,688,324,000.00	59,136,800.00	645,782,020.00	59,136,800.00	337,380,490.00	0.00	260,243,608.00	0.00	260,243,608.00
5306004	25 APOYO GEST. EDO. ASESORIAS Y	267,214,740.00	0.00	267,214,740.00	0.00	0.00	0.00	0.00	0.00	0.00
SUBTOTAL		796,957,694,740.00	681,300,016.00	611,525,637,107.13	1,347,044,557.00	587,687,255,430.17	19,646,676,850.24	396,281,081,812.41	47,922,435,622.99	392,203,662,753.41
TOTAL ACUMULADO:		796,957,694,740.00	681,300,016.00	611,525,637,107.13	1,347,044,557.00	587,687,255,430.17	19,646,676,850.24	396,281,081,812.41	47,922,435,622.99	392,203,662,753.41


 MARÍA CLARA GARRIDO GARRIDO
 SUBGERENTE ADTIVA Y FINANCIERA


 NELCY JENITH MALDONADO BALLEEN
 PROFESIONAL ESPECIALIZADO - TESORERA


 EL SA LILIANA LIEVANO TORRES
 PROF. ESP. CON FUNCIONES DE JEFE DE PRESI

**INFORME MENSUAL DE EJECUCION DEL PRESUPUESTO DE GASTOS
CUENTAS POR PAGAR**

INSTITUTO NACIONAL DE CONCESIONES


MES: AGOSTO


VIGENCIA FISCAL: 2009

SECCION: 2413 UNIDAD EJECUTORA: 00

RECURSOS ADMINISTRADOS:		RECURSOS DE LA NACION:		
CODIFICACION PRESUPUESTAL	DESCRIPCION	CUENTAS POR PAGAR CONSTITUIDAS	PAGOS MES	TOTAL PAGOS ACUMULADOS
1	2	3	4	5
3	TRANSFERENCIAS CORRIENTES	2,388,770,497.00	0.00	0.00
36	OTRAS TRANSFERENCIAS	2,388,770,497.00	0.00	0.00
361	SENTENCIAS Y CONCILIACIONES	2,388,770,497.00	0.00	0.00
3611	21 SENTENCIAS Y CONCILIACIONES	2,007,400,000.00	0.00	0.00
3611	10 SENTENCIAS Y CONCILIACIONES	381,370,497.00	0.00	0.00
113	MEJORAMIENTO Y MANTENIM. INFRAESTRUCTURA PROPIA DEI	30,500,000,000.00	0.00	30,500,000,000.00
113600	INTERSUBSECTORIAL TRANSPORTE	30,500,000,000.00	0.00	30,500,000,000.00
113600125	10 MEJORAMIENTO ESTATAL NVOS. PROY. CONCESIONES	23,500,000,000.00	0.00	23,500,000,000.00
113600127	10 MEJOR. APOYO ESTATAL PROY. CONC. INTERCAMB. ACEVEDO	7,000,000,000.00	0.00	7,000,000,000.00
530	ATENCIÓN, CONTROL Y ORGAN. INSTITUC. APOYO A LA GES. D	24,834,742,814.00	0.00	21,408,742,814.00
530600	INTERSUBSECTORIAL TRANSPORTE	24,834,742,814.00	0.00	21,408,742,814.00
530600100	10 MJTO APYO ESTA PROYTO CONCE. PEREIRA - LA VICTORIA (PC	997,826,543.00	0.00	997,826,543.00
530600100	20 MJTO APYO ESTA PROYTO CONCE. PEREIRA - LA VICTORIA (PC	19,002,173,457.00	0.00	19,002,173,457.00
530600101	10 APOYO DOTACIÓN TÉC Y ADTIVO FORTALEC. INST. DEL INCO N	11,540,000.00	0.00	11,540,000.00
5306003	10 APY GES. EST. OBRAS COMPLEM. COMPRA PDIOS. CTOS CONCE:	1,159,119,323.00	0.00	1,159,119,323.00
5306003	20 APY GES. EST. OBRAS COMPLEM. COMPRA PDIOS. CTOS CONCE:	3,426,000,000.00	0.00	0.00
5306004	10 APOYO GEST. EDO. ASESORIAS Y CONSULTORIAS. CONTRAT. I	238,083,491.00	0.00	238,083,491.00
SUBTOTAL		57,723,513,311.00	0.00	51,908,742,814.00
TOTAL ACUMULADO:		57,723,513,311.00	0.00	51,908,742,814.00


MARÍA CLARA GARRIDO GARRIDO
SUBGERENTE ADTIVA Y FINANCIERA


ELSA LILIANA LIÉVANO TORRES
PROF. ESP. CON FUNCIONES DE JEFE DE PRESI


NELCY JENITH MALDONADO BALLEN
PROFESIONAL ESPECIALIZADO - TESORERA

**INFORME MENSUAL DE EJECUCION DEL PRESUPUESTO DE GASTOS
RESERVAS PRESUPUESTALES**

INSTITUTO NACIONAL DE CONCESIONES


SECCION: 2413 UNIDAD EJECUTORA: 00


MES: AGOSTO

VIGENCIA FISCAL: 2009

RECURSOS ADMINISTRADOS:		RECURSOS DE LA NACION:				
CODIFICACION PRESUPUESTAL	DESCRIPCION	RESERVAS CONSTITUIDAS	OBLIGACIONES CAUSADAS MES	TOTAL OBLIGACIONES CAUSADAS	PAGOS DEL MES	TOTAL PAGOS ACUMULADOS
1	2	3	4	5	6	7
		63,252,000.00	0.00	63,252,000.00	0.00	63,252,000.00
2	GASTOS GENERALES	63,252,000.00	0.00	63,252,000.00	0.00	63,252,000.00
20	GASTOS GENERALES	63,252,000.00	0.00	63,252,000.00	0.00	63,252,000.00
204	ADQUISICION DE BIENES Y SERVICIOS	63,252,000.00	0.00	63,252,000.00	0.00	63,252,000.00
20401	20 COMPRA DE EQUIPO	209,997,086.00	0.00	0.00	0.00	0.00
113	MEJORAMIENTO Y MANTENIM. INFRAESTRUCTURA PROPIA DE I	209,997,086.00	0.00	0.00	0.00	0.00
113605	TRANSPORTE FERREO	209,997,086.00	0.00	0.00	0.00	0.00
1136057	21 REHABILITACION VIAS FERREAS NIVEL NAL SISTEMA DE CONC	614,100,724.00	0.00	124,319,943.91	0.00	124,319,943.91
530	ATENCION, CONTROL Y ORGAN. INSTITUC. APOYO A LA GES. D	614,100,724.00	0.00	124,319,943.91	0.00	124,319,943.91
530600	INTERSUBSECTORIAL TRANSPORTE	15,710,667.00	0.00	15,544,000.00	0.00	15,544,000.00
530600101	10 APOYO DOTACION TEC Y ADTIVO FORTALEC. INST. DEL INCO N	598,390,057.00	0.00	108,775,943.91	0.00	108,775,943.91
5306004	10 APOYO GEST. EDO. ASESORIAS Y CONSULTORIAS. CONTRAT. I	887,349,810.00	0.00	187,571,943.91	0.00	187,571,943.91
SUBTOTAL		887,349,810.00	0.00	187,571,943.91	0.00	187,571,943.91
TOTAL AGUMULADO:		887,349,810.00	0.00	187,571,943.91	0.00	187,571,943.91


MARÍA CLARA GARRIDO GARRIDO
SUBGERENTE ADTIVA Y FINANCIERA


NELCY JENITH MALDONADO BALLEEN
PROFESIONAL ESPECIALIZADO - TESORERA


ELSA LILIANA LIEVANO TORRES
PROF. ESP. CON FUNCIONES DE JEFE DE PRESI

INFORME DE LA APROPIACION PRESUPUESTAL DE EGRESOS

ENTIDAD: INSTITUTO NACIONAL DE CONCESIONES
 ECCION: 2413 UNIDAD EJECUTORA: 00

MES REPORTADO AGOSTO
 VIGENCIA FISCAL: 2009
 REGIONAL: CONSOLIDADO.

Page 1 of 4
 PINER050
 07/09/2009

RECURSOS ADMINISTRADOS:				RECURSOS DE LA NACION:						
IDENTIFICACION PRESUPUESTAL			APROPIACION INICIAL (1)	MODIFICACIONES DEL MES (2)			TOTAL MODIFICACIONES MES (4)	TOTAL MODIFICACIONES ACUMULADAS (5)	APROPIACION DEFINITIVA (6)= (1) + (5)	
CODIGO	REC	CONCEPTO		TRASLADOS		REDUCCIONES				ADICIONES
				CONTRACRE.	CREDITOS					
1		GASTOS DE PERSONAL	6,172,000,000.00	0.00	0.00	0.00	0.00	0.00	6,172,000,000.00	
10		GASTOS DE PERSONAL	6,172,000,000.00	0.00	0.00	0.00	0.00	0.00	6,172,000,000.00	
101		SERVICIOS PERSONALES ASOCIADOS	4,260,000,000.00	0.00	0.00	0.00	0.00	0.00	4,260,000,000.00	
10101		SUELDOS DEL PERSONAL DE PLANTA	2,615,000,000.00	0.00	0.00	0.00	0.00	0.00	2,615,000,000.00	
101011	20	SUELDOS	2,425,000,000.00	0.00	0.00	0.00	0.00	0.00	2,425,000,000.00	
101012	20	SUELDO DE VACACIONES	165,000,000.00	0.00	0.00	0.00	0.00	0.00	165,000,000.00	
101014	20	INCAPACIDADES Y LICENCIAS	25,000,000.00	0.00	0.00	0.00	0.00	0.00	25,000,000.00	
10104		PRIMA TECNICA	656,000,000.00	0.00	0.00	0.00	0.00	0.00	656,000,000.00	
101042	20	PRIMA TECNICA NO SALARIAL	656,000,000.00	0.00	0.00	0.00	0.00	0.00	656,000,000.00	
10105		OTROS	625,000,000.00	0.00	0.00	0.00	0.00	0.00	625,000,000.00	
1010502	20	BONIFICACION POR SERVICIOS	80,000,000.00	0.00	0.00	0.00	0.00	0.00	80,000,000.00	
1010505	20	BONIFICACION ESPECIAL DE RENDIMIENTO	16,000,000.00	0.00	0.00	0.00	0.00	0.00	16,000,000.00	
1010512	20	SUBSIDIO DE ALIMENTACION	4,500,000.00	0.00	0.00	0.00	0.00	0.00	4,500,000.00	
1010513	20	AUXILIO DE TRANSPORTE	642,000.00	0.00	0.00	0.00	0.00	0.00	642,000.00	
1010514	20	PRIMA DE SERVICIOS	110,758,000.00	0.00	0.00	0.00	0.00	0.00	110,758,000.00	
1010515	20	PRIMA DE VACACIONES	140,000,000.00	0.00	0.00	0.00	0.00	0.00	140,000,000.00	
1010516	20	PRIMA DE NAVIDAD	245,000,000.00	0.00	0.00	0.00	0.00	0.00	245,000,000.00	
1010592	20	BONIFICACION DE DIRECCION	28,100,000.00	0.00	0.00	0.00	0.00	0.00	28,100,000.00	
10108	20	OTROS GASTOS PERSONAL (DIFERENTES A SUELDOS)	359,000,000.00	0.00	0.00	0.00	0.00	0.00	359,000,000.00	
10109		HORAS EXTRAS DIAS FESTIVO	5,000,000.00	0.00	0.00	0.00	0.00	0.00	5,000,000.00	
101091	20	HORAS EXTRAS DIAS FESTIVO	4,000,000.00	0.00	0.00	0.00	0.00	0.00	4,000,000.00	
101093	20	INDEMNIZACION POR VACACIONES	1,000,000.00	0.00	0.00	0.00	0.00	0.00	1,000,000.00	
102		SERVICIOS PERSONALES INDIVIDUALES	683,000,000.00	0.00	0.00	0.00	0.00	0.00	683,000,000.00	
10212	20	HONORARIOS	271,080,000.00	0.00	0.00	0.00	0.00	0.00	271,080,000.00	
10214	20	REMUNERACION SERVICIOS TÉCNICOS	411,920,000.00	0.00	0.00	0.00	0.00	0.00	411,920,000.00	
105		CONTRIBUCIONES INHERENTES A LA ACTIVIDAD	1,229,000,000.00	0.00	0.00	0.00	0.00	0.00	1,229,000,000.00	
10501	20	ADMINISTRADAS POR EL SECTOR	711,000,000.00	0.00	0.00	0.00	0.00	0.00	711,000,000.00	
10502	20	ADMINISTRADAS POR EL SECTOR	360,000,000.00	0.00	0.00	0.00	0.00	0.00	360,000,000.00	
1056	20	APORTES AL ICBF	90,000,000.00	0.00	0.00	0.00	0.00	0.00	90,000,000.00	
1057	20	APORTES AL SENA	17,000,000.00	0.00	0.00	0.00	0.00	0.00	17,000,000.00	
1058	20	APORTES A LA ESAP	17,000,000.00	0.00	0.00	0.00	0.00	0.00	17,000,000.00	
1059	20	APORTES ESCUELAS INDUSTRIALES	34,000,000.00	0.00	0.00	0.00	0.00	0.00	34,000,000.00	
2		GASTOS GENERALES	1,695,000,000.00	0.00	0.00	0.00	0.00	0.00	1,695,000,000.00	
20		GASTOS GENERALES	1,695,000,000.00	0.00	0.00	0.00	0.00	0.00	1,695,000,000.00	
203		IMPUESTOS Y MULTAS	16,000,000.00	0.00	0.00	0.00	0.00	0.00	16,000,000.00	
20350	20	IMPUESTOS Y CONTRIBUCIONES	16,000,000.00	0.00	0.00	0.00	0.00	0.00	16,000,000.00	
204		ADQUISICION DE BIENES Y SERVICIOS	1,679,000,000.00	0.00	0.00	0.00	0.00	0.00	1,679,000,000.00	
20401	20	COMPRA DE EQUIPO	105,706,102.00	0.00	0.00	0.00	0.00	0.00	105,706,102.00	

[Handwritten signature]

INFORME DE LA APROPIACION PRESUPUESTAL DE EGRESOS

MES REPORTADO AGOSTO
 VIGENCIA FISCAL: 2009
 REGIONAL: CONSOLIDADO.

Page 2 of 4
 PINER050
 07/09/2009

ENTIDAD: INSTITUTO NACIONAL DE CONCESIONES
 ECCION: 2413 UNIDAD EJECUTORA: 00

RECURSOS ADMINISTRADOS:				RECURSOS DE LA NACION:						
IDENTIFICACION PRESUPUESTAL			APROPIACION INICIAL (1)	MODIFICACIONES DEL MES (2)			TOTAL MODIFICACIONES MES (4)	TOTAL MODIFICACIONES ACUMULADAS (5)	APROPIACION DEFINITIVA (6)= (1) + (5)	
CODIGO	REC	CONCEPTO		TRASLADOS		REDUCCIONES				ADICIONES
				CONTRACRE.	CREDITOS					
20402	20	ENSERES Y EQUIPOS DE OFICI	17,224,402.00	0.00	0.00	0.00	0.00	0.00	17,224,402.00	
20404	20	MATERIALES Y SUMINISTROS	131,955,894.00	0.00	0.00	0.00	0.00	0.00	131,955,894.00	
20405	20	MANTENIMIENTO	158,130,643.00	0.00	0.00	0.00	0.00	0.00	158,130,643.00	
20406	20	COMUNICACIONES Y TRANSPC	69,617,906.00	0.00	0.00	0.00	0.00	0.00	69,617,906.00	
20407	20	IMPRESOS Y PUBLICACIONES	57,387,218.00	0.00	0.00	0.00	0.00	0.00	57,387,218.00	
20408	20	SERVICIOS PUBLICOS	277,215,798.00	0.00	0.00	0.00	0.00	0.00	277,215,798.00	
20409	20	SEGUROS	261,040,000.00	0.00	0.00	0.00	0.00	0.00	261,040,000.00	
20410	20	ARRENDAMIENTOS	5,020,005.00	0.00	0.00	0.00	0.00	0.00	5,020,005.00	
20411	20	VIATICOS Y GASTOS DE VIAJE	371,480,332.00	0.00	0.00	0.00	0.00	0.00	371,480,332.00	
20413	20	DEFENSA DE LA HACIENDA PU	60,153,656.00	0.00	0.00	0.00	0.00	0.00	60,153,656.00	
20414	20	GASTOS JUDICIALES	10,525,367.00	0.00	0.00	0.00	0.00	0.00	10,525,367.00	
20421	20	CAPACITACION BIENESTAR SC	90,360,296.00	0.00	0.00	0.00	0.00	0.00	90,360,296.00	
20422	20	GASTOS FINANCIEROS	3,443,083.00	0.00	0.00	0.00	0.00	0.00	3,443,083.00	
20441	20	OTROS GASTOS POR ADQUISII	59,739,298.00	0.00	0.00	0.00	0.00	0.00	59,739,298.00	
3		TRANSFERENCIAS CORRIENTE	3,856,000,000.00	0.00	0.00	0.00	0.00	0.00	3,856,000,000.00	
32		TRANSFERENCIAS AL SECTOR	1,153,000,000.00	0.00	0.00	0.00	0.00	0.00	1,153,000,000.00	
321		ORDEN NACIONAL	1,153,000,000.00	0.00	0.00	0.00	0.00	0.00	1,153,000,000.00	
3211	10	CUOTA DE AUDITAJE	1,153,000,000.00	0.00	0.00	0.00	0.00	0.00	1,153,000,000.00	
36		OTRAS TRANSFERENCIAS	2,703,000,000.00	0.00	0.00	0.00	0.00	0.00	2,703,000,000.00	
363		DESTINATARIOS DE OTRAS TR	2,703,000,000.00	0.00	0.00	0.00	0.00	0.00	2,703,000,000.00	
36326	20	PROV. GTOS INSTIT. Y/O SECT.	2,703,000,000.00	0.00	0.00	0.00	0.00	0.00	2,703,000,000.00	
7		SERVICIO DE LA DEUDA INTER	69,061,400,000.00	0.00	0.00	0.00	0.00	0.00	69,061,400,000.00	
71		AMORTIZACION DEUDA PUBLIC	69,061,400,000.00	0.00	0.00	0.00	0.00	0.00	69,061,400,000.00	
711	11	NACION	69,061,400,000.00	0.00	0.00	0.00	0.00	0.00	69,061,400,000.00	
113		MEJORAMIENTO Y MANTENIM.	499,227,675,999.00	0.00	0.00	0.00	0.00	0.00	499,227,675,999.00	
113600		INTERSUBSECTORIAL TRANSP	342,611,690,000.00	0.00	0.00	0.00	0.00	0.00	342,611,690,000.00	
113600125	10	MEJORAMIENTO ESTATAL NVC	342,611,690,000.00	0.00	0.00	0.00	0.00	0.00	342,611,690,000.00	
113601		RED TRONCAL NACIONAL	39,208,250,000.00	0.00	0.00	0.00	0.00	0.00	39,208,250,000.00	
1136011	10	MEJORAMIENTO CONSTRUCCIO	39,208,250,000.00	0.00	0.00	0.00	0.00	0.00	39,208,250,000.00	
113605		TRANSPORTE FERREO	117,407,735,999.00	0.00	0.00	0.00	0.00	0.00	117,407,735,999.00	
11360510	20	MEJORAMIENTO DEL SISTEMA	50,748,679,797.00	0.00	0.00	0.00	0.00	0.00	50,748,679,797.00	
11360510	21	MEJORAMIENTO DEL SISTEMA	23,688,000,000.00	0.00	0.00	0.00	0.00	0.00	23,688,000,000.00	
1136057	20	REHABILITACION VIAS FERREA	42,971,056,202.00	0.00	0.00	0.00	0.00	0.00	42,971,056,202.00	
530		ATENCION, CONTROL Y ORGAI	216,678,404,001.00	0.00	0.00	0.00	0.00	0.00	216,678,404,001.00	
530600		INTERSUBSECTORIAL TRANSP	216,678,404,001.00	0.00	0.00	0.00	0.00	0.00	216,678,404,001.00	
530600101	10	APOYO DOTACION TEC Y ADTI	0.00	0.00	0.00	0.00	0.00	0.00	0.00	
530600101	20	APOYO DOTACION TEC Y ADTI	6,592,264,001.00	0.00	0.00	0.00	0.00	0.00	6,592,264,001.00	
5306003	10	APY GES. EST. OBRAS COMPLEI	208,486,140,000.00	0.00	0.00	0.00	0.00	0.00	208,486,140,000.00	

[Handwritten signature]

INFORME DE LA APROPIACION PRESUPUESTAL DE EGRESOS

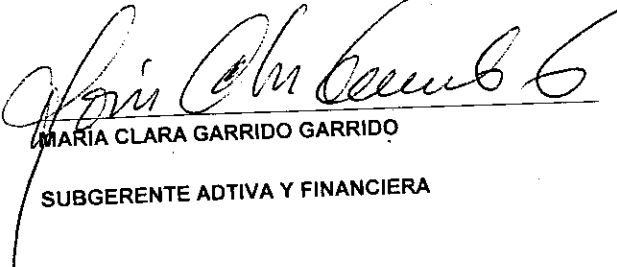
Page 3 of 4
PINER050
07/09/2009


TIDAD: INSTITUTO NACIONAL DE CONCESIONES
CCION: 2413 UNIDAD EJECUTORA: 00

MES REPORTADO AGOSTO
VIGENCIA FISCAL: 2009
REGIONAL: CONSOLIDADO.

RECURSOS DE LA NACION:

RECURSOS ADMINISTRADOS:			APROPIACION INICIAL (1)	MODIFICACIONES DEL MES (2)			TOTAL MODIFICACIONES MES (4)	TOTAL MODIFICACIONES ACUMULADAS (5)	APROPIACION DEFINITIVA (6) = (1) + (5)	
IDENTIFICACION PRESUPUESTAL				TRASLADOS		REDUCCIONES				ADICIONES
CODIGO	REC	CONCEPTO		CONTRACRE.	CREDITOS					
5306004	10	APOYO GEST. EDO. ASESORIA	1,600,000,000.00	0.00	0.00	0.00	0.00	2,088,324,000.00	3,688,324,000.00	
			0.00	0.00	0.00	0.00	0.00	267,214,740.00	267,214,740.00	
5306004	25	APOYO GEST. EDO. ASESORIA		0.00	0.00	0.00	0.00	267,214,740.00	796,957,694,740.00	
SUB TOTAL:			796,690,480,000.00	0.00	0.00	0.00	0.00	267,214,740.00	796,957,694,740.00	
TOTAL PRESUPUESTO:			796,690,480,000.00	0.00	0.00	0.00	0.00			


MARIA CLARA GARRIDO GARRIDO
SUBGERENTE ADTIVA Y FINANCIERA


NELCY JENITH MALDONADO BALLEEN
PROFESIONAL ESPECIALIZADO - TESORERA


ELSA LILIANA LIÉVANO TORRES
PROF. ESP. CON FUNCIONES DE JEFE DE PRESUPUE