

**INFORME MENSUAL DE EJECUCION DEL PRESUPUESTO DE GASTOS**  
 APROBACION SUPLENTE

20/01/2010

**INSTITUTO NACIONAL DE CONCESIONES**

SECCION: 2413 UNIDAD EJECUTORA: 00

MES: DICIEMBRE

VIGENCIA FISCAL: 2009

RECURSOS DE LA NACION:										
RECURSOS ADMINISTRADOS:										
CODIFICACION PRESUPUESTAL	DESCRIPCION	APROPIACION VIGENTE	CERTIFICADOS DEL MES	CERTIFICADOS ACUMULADOS	COMPROMISOS MES	COMPROMISOS ACUMULADOS	OBLIGACIONES MES	OBLIGACIONES ACUMULADAS	PAGOS DEL MES	TOTAL PAGOS ACUMULADOS
1	2	3	4	5	6	7	8	9	10	11
1	GASTOS DE PERSONAL	6,099,885,407.00	494,798,391.00	5,110,907,295.00	607,141,700.00	5,110,907,295.00	644,808,840.00	5,050,667,295.00	720,014,013.00	5,050,667,295.00
10	GASTOS DE PERSONAL	6,099,885,407.00	494,798,391.00	5,110,907,295.00	607,141,700.00	5,110,907,295.00	644,808,840.00	5,050,667,295.00	720,014,013.00	5,050,667,295.00
101	SERVICIOS PERSONALES ASOCIA	4,346,632,000.00	484,342,580.00	3,580,089,079.00	524,571,293.00	3,580,089,079.00	524,571,293.00	3,580,089,079.00	541,676,093.00	3,580,089,079.00
10101	SUELDOS DEL PERSONAL DE NOI	2,581,212,000.00	176,743,691.00	2,315,816,348.00	210,531,691.00	2,315,816,348.00	210,531,691.00	2,315,816,348.00	227,636,491.00	2,315,816,348.00
101011	20 SUELDOS	2,391,212,000.00	156,058,244.00	2,227,122,618.00	189,846,244.00	2,227,122,618.00	189,846,244.00	2,227,122,618.00	206,951,044.00	2,227,122,618.00
101012	20 SUeldo DE VACACIONES	165,000,000.00	20,685,447.00	87,835,614.00	20,685,447.00	87,835,614.00	0.00	87,835,614.00	0.00	87,835,614.00
101014	20 INCAPACIDADES Y LICENCIAS DE	25,000,000.00	0.00	858,116.00	0.00	858,116.00	0.00	858,116.00	0.00	858,116.00
10104	PRIMA TECNICA	656,000,000.00	50,387,027.00	622,832,945.00	50,387,027.00	622,832,945.00	50,387,027.00	622,832,945.00	50,387,027.00	622,832,945.00
101042	20 PRIMA TECNICA NO SALARIAL	656,000,000.00	50,387,027.00	622,832,945.00	50,387,027.00	622,832,945.00	50,387,027.00	622,832,945.00	50,387,027.00	622,832,945.00
10105	OTROS	625,000,000.00	222,805,953.00	516,036,186.00	222,805,953.00	516,036,186.00	222,805,953.00	516,036,186.00	222,805,953.00	516,036,186.00
1010502	20 BONIFICACION POR SERVICIOS P	80,000,000.00	4,240,723.00	63,239,245.00	4,240,723.00	63,239,245.00	4,240,723.00	63,239,245.00	4,240,723.00	63,239,245.00
1010505	20 BONIFICACION ESPECIAL DE REC	16,000,000.00	2,184,834.00	13,333,191.00	2,184,834.00	13,333,191.00	2,184,834.00	13,333,191.00	2,184,834.00	13,333,191.00
1010512	20 SUBSIDIO DE ALIMENTACION	4,500,000.00	294,835.00	3,232,371.00	294,835.00	3,232,371.00	294,835.00	3,232,371.00	294,835.00	3,232,371.00
1010513	20 AUXILIO DE TRANSPORTE	642,000.00	41,676.00	41,676.00	41,676.00	41,676.00	41,676.00	41,676.00	41,676.00	41,676.00
1010514	20 PRIMA DE SERVICIOS	110,758,000.00	0.00	98,629,983.00	0.00	98,629,983.00	0.00	98,629,983.00	0.00	98,629,983.00
1010515	20 PRIMA DE VACACIONES	140,000,000.00	17,675,028.00	106,471,745.00	17,675,028.00	106,471,745.00	17,675,028.00	106,471,745.00	17,675,028.00	106,471,745.00
1010516	20 PRIMA DE NAVIDAD	245,000,000.00	198,368,857.00	212,268,876.00	198,368,857.00	212,268,876.00	198,368,857.00	212,268,876.00	198,368,857.00	212,268,876.00
1010592	20 BONIFICACION DE DIRECCION	28,100,000.00	0.00	18,819,099.00	0.00	18,819,099.00	0.00	18,819,099.00	0.00	18,819,099.00
10108	20 OTROS GASTOS PERSONAL (DIS)	359,000,000.00	0.00	0.00	0.00	0.00	0.00	0.00	0.00	0.00
10109	HORAS EXTRAS DIAS FESTIVOS E	125,420,000.00	34,405,909.00	125,403,600.00	40,846,622.00	125,403,600.00	40,846,622.00	125,403,600.00	40,846,622.00	125,403,600.00
101091	20 HORAS EXTRAS DIAS FESTIVOS	42,879,295.00	9,747,295.00	42,879,295.00	16,188,008.00	42,879,295.00	16,188,008.00	42,879,295.00	16,188,008.00	42,879,295.00
101093	20 INDEMNIZACION POR VACIONE	82,540,705.00	24,658,614.00	82,524,305.00	24,658,614.00	82,524,305.00	24,658,614.00	82,524,305.00	24,658,614.00	82,524,305.00
102	SERVICIOS PERSONALES INDIRE	610,885,407.00	88,879,051.00	552,116,967.00	16,784,458.00	552,116,967.00	20,902,682.00	491,876,967.00	20,902,682.00	491,876,967.00
10212	20 HONORARIOS	526,432,000.00	3,821,224.00	485,542,971.00	3,821,224.00	485,542,971.00	14,325,072.00	425,302,971.00	14,325,072.00	425,302,971.00
10214	20 REMUNERACION SERVICIOS TECI	84,453,407.00	85,057,827.00	66,573,996.00	12,943,234.00	66,573,996.00	6,577,610.00	66,573,996.00	6,577,610.00	66,573,996.00
105	CONTRIBUCIONES INHERENTES /	1,142,368,000.00	99,334,862.00	978,701,249.00	99,334,865.00	978,701,249.00	42,473,216.00	520,113,337.00	82,712,731.00	520,113,337.00
10501	20 ADMINISTRADAS POR EL SECTOF	624,368,000.00	42,473,214.00	520,113,337.00	42,473,216.00	520,113,337.00	45,633,013.00	329,521,552.00	53,708,787.00	329,521,552.00
10502	20 ADMINISTRADAS POR EL SECTOF	360,000,000.00	45,633,012.00	329,521,552.00	45,633,013.00	329,521,552.00	6,737,242.00	77,438,340.00	12,607,730.00	77,438,340.00
1056	20 APORTES AL ICBF	90,000,000.00	6,737,242.00	77,438,340.00	6,737,242.00	77,438,340.00	1,122,974.00	12,908,484.00	2,101,874.00	12,908,484.00
1057	20 APORTES AL SENA	17,000,000.00	1,122,974.00	12,908,484.00	1,122,974.00	12,908,484.00	1,122,974.00	12,908,484.00	2,101,874.00	12,908,484.00
1058	20 APORTES A LA ESAP	17,000,000.00	1,122,974.00	12,908,483.00	1,122,974.00	12,908,483.00	2,245,446.00	25,811,053.00	4,202,242.00	25,811,053.00
1059	20 APORTES ESCUELAS INDUSTRIAI	34,000,000.00	2,245,446.00	25,811,053.00	2,245,446.00	25,811,053.00	335,904,954.79	1,650,726,652.07	335,904,954.79	1,650,726,652.07
2	GASTOS GENERALES	2,145,129,404.00	53,912,085.07	1,711,952,580.07	166,742,845.03	1,711,952,580.07	335,904,954.79	1,650,726,652.07	335,904,954.79	1,650,726,652.07
20	GASTOS GENERALES	2,145,129,404.00	53,912,085.07	1,711,952,580.07	166,742,845.03	1,711,952,580.07	335,904,954.79	1,650,726,652.07	0.00	1,650,726,652.07
203	IMPUESTOS Y MULTAS	4,782,593.00	11,217,407.00	4,782,593.00	0.00	4,782,593.00	0.00	4,782,593.00	0.00	4,782,593.00
20350	20 IMPUESTOS Y CONTRIBUCIONES	4,782,593.00	11,217,407.00	4,782,593.00	0.00	4,782,593.00	0.00	4,782,593.00	0.00	4,782,593.00
204	ADQUISICION DE BIENES Y SERV	2,140,346,811.00	65,129,492.07	1,707,169,987.07	166,742,845.03	1,707,169,987.07	335,904,954.79	1,645,944,059.07	335,904,954.79	1,645,944,059.07

SINFAD

INSTITUTO NACIONAL DE CONCESIONES

SECCION: 2413

UNIDAD EJECUTORA: 00

MES: DICIEMBRE

VIGENCIA FISCAL: 2009

RECURSOS ADMINISTRADOS:								RECURSOS DE LA NACION:		
CODIFICACION PRESUPUESTAL	DESCRIPCION	APROPIACION VIGENTE	CERTIFICADOS DEL MES	CERTIFICADOS ACUMULADOS	COMPROMISOS MES	COMPROMISOS ACUMULADOS	OBLIGACIONES MES	OBLIGACIONES ACUMULADAS	PAGOS DEL MES	TOTAL PAGOS ACUMULADOS
1	2	3	4	5	6	7	8	9	10	11
								48,281,106.00	41,769,065.00	48,281,106.00
								3,944,053.00	0.00	3,944,053.00
20401	20 COMPRA DE EQUIPO	433,070,913.00	- 16,642,044.00	109,507,034.00	67,041,356.00	109,507,034.00	41,769,065.00	0.00	0.00	0.00
20402	20 ENSERES Y EQUIPOS DE OFICIN	4,224,402.00	0.00	3,944,053.00	0.00	3,944,053.00	0.00	3,944,053.00	0.00	3,944,053.00
20404	20 MATERIALES Y SUMINISTROS	129,338,510.00	- 550,879.36	125,457,630.64	5,436,401.64	125,457,630.64	38,711,278.64	125,457,630.64	38,711,278.64	125,457,630.64
20405	20 MANTENIMIENTO	136,260,643.00	- 6,013,016.57	122,169,696.43	- 2,800,216.57	122,169,696.43	20,462,812.43	122,169,696.43	20,462,812.43	122,169,696.43
20406	20 COMUNICACIONES Y TRANSPORT	98,853,906.00	13,018,044.43	90,708,580.43	13,018,044.43	90,708,580.43	925,231.26	25,924,577.50	925,231.26	25,924,577.50
20407	20 IMPRESOS Y PUBLICACIONES	36,827,218.00	- 3,812,566.50	25,924,577.50	- 3,762,685.50	25,924,577.50	379,020,341.04	49,603,690.00	379,020,341.04	49,603,690.00
20408	20 SERVICIOS PUBLICOS	401,367,798.00	45,055,819.04	379,020,341.04	47,735,699.00	379,020,341.04	0.00	244,032,125.00	0.00	244,032,125.00
20409	20 SEGUROS	254,360,000.00	- 12,275,783.00	244,032,125.00	- 9,484,798.00	244,032,125.00	9,272,864.00	27,486,669.00	9,272,864.00	27,486,669.00
20410	20 ARRENDAMIENTOS	32,600,005.00	7,406,669.00	27,486,669.00	7,406,669.00	27,486,669.00	60,432,290.36	411,669,198.36	60,432,290.36	411,669,198.36
20411	20 VIATICOS Y GASTOS DE VIAJE	426,480,332.00	- 2,601,345.64	411,669,198.36	- 2,071,358.64	411,669,198.36	0.00	200,800.00	0.00	200,800.00
20413	20 DEFENSA DE LA HACIENDA PUBL	653,656.00	- 351,400.00	200,800.00	- 351,400.00	200,800.00	0.00	2,956,278.00	0.00	2,956,278.00
20414	20 GASTOS JUDICIALES	3,025,367.00	0.00	2,956,278.00	0.00	2,956,278.00	0.00	2,956,278.00	0.00	2,956,278.00
20421	20 CAPACITACION BIENESTAR SOCI	93,737,680.00	20,858,632.00	92,339,923.00	21,065,456.00	92,339,923.00	41,574,389.00	92,339,923.00	41,574,389.00	92,339,923.00
20422	20 GASTOS FINANCIEROS	743,083.00	- 2,375,083.00	636,917.00	97,232.00	636,917.00	97,232.00	636,917.00	97,232.00	636,917.00
20441	20 OTROS GASTOS POR ADQUISICIO	88,803,298.00	23,412,445.67	71,116,163.67	23,412,445.67	71,116,163.67	27,765,984.67	71,116,163.67	27,765,984.67	71,116,163.67
3	TRANSFERENCIAS CORRIENTES	3,477,985,189.00	0.00	1,512,017,257.00	0.00	1,512,017,257.00	0.00	1,512,017,257.00	0.00	1,512,017,257.00
32	TRANSFERENCIAS AL SECTOR PU	1,153,000,000.00	0.00	875,598,123.00	0.00	875,598,123.00	0.00	875,598,123.00	0.00	875,598,123.00
321	ORDEN NACIONAL	1,153,000,000.00	0.00	875,598,123.00	0.00	875,598,123.00	0.00	875,598,123.00	0.00	875,598,123.00
3211	10 CUOTA DE AUDITAJE CONTRANA	1,153,000,000.00	0.00	875,598,123.00	0.00	875,598,123.00	0.00	875,598,123.00	0.00	875,598,123.00
36	OTRAS TRANSFERENCIAS	2,324,985,189.00	0.00	636,419,134.00	0.00	636,419,134.00	0.00	636,419,134.00	0.00	636,419,134.00
363	DESTINATARIOS DE OTRAS TRAN	2,324,985,189.00	0.00	636,419,134.00	0.00	636,419,134.00	0.00	636,419,134.00	0.00	636,419,134.00
36326	20 PROV. GTOS INSTIT. Y/O SECT. C	1,688,500,000.00	0.00	636,419,134.00	0.00	636,419,134.00	0.00	636,419,134.00	0.00	636,419,134.00
363999	20 PAGO PASIVOS EXIGIBLES VIGEN	636,485,189.00	0.00	636,419,134.00	0.00	636,419,134.00	0.00	636,419,134.00	0.00	636,419,134.00
7	SERVICIO DE LA DEUDA INTERNA	69,061,400,000.00	0.00	66,908,315,171.13	0.00	66,908,315,171.13	12,159,210,000.00	66,908,315,171.13	12,159,210,000.00	66,908,315,171.13
71	AMORTIZACION DEUDA PUBLICA	69,061,400,000.00	0.00	66,908,315,171.13	0.00	66,908,315,171.13	12,159,210,000.00	66,908,315,171.13	12,159,210,000.00	66,908,315,171.13
711	11 NACION	69,061,400,000.00	0.00	66,908,315,171.13	0.00	66,908,315,171.13	12,159,210,000.00	66,908,315,171.13	12,159,210,000.00	66,908,315,171.13
113	MEJORAMIENTO Y MANTENIM. INI	499,227,675,999.00	- 7,003,391,332.00	397,961,071,945.00	29,302,643,748.00	397,961,071,945.00	126,937,467,624.00	397,901,333,945.00	35,527,467,624.00	306,491,333,945.00
113600	INTERSUBSECTORIAL TRANSPOR	342,611,690,000.00	0.00	342,611,690,000.00	0.00	342,611,690,000.00	96,410,000,000.00	342,611,690,000.00	34,000,000,000.00	280,201,690,000.00
113600125	10 MEJORAMIENTO ESTATAL NVOS.	342,611,690,000.00	0.00	342,611,690,000.00	0.00	342,611,690,000.00	96,410,000,000.00	342,611,690,000.00	34,000,000,000.00	280,201,690,000.00
113601	RED TRONCAL NACIONAL	39,208,250,000.00	0.00	39,208,250,000.00	29,000,000,000.00	39,208,250,000.00	29,000,000,000.00	39,208,250,000.00	0.00	10,208,250,000.00
1136011	10 MEJORAMIENTO CONSTRUCCION (	39,208,250,000.00	0.00	39,208,250,000.00	29,000,000,000.00	39,208,250,000.00	29,000,000,000.00	39,208,250,000.00	0.00	10,208,250,000.00
113605	TRANSPORTE FÉRREO	117,407,735,999.00	- 7,003,391,332.00	16,141,131,945.00	302,643,748.00	16,141,131,945.00	1,527,467,624.00	16,081,393,945.00	1,527,467,624.00	16,081,393,945.00
11360510	21 MEJORAMIENTO DEL SISTEMA FE	23,688,000,000.00	- 3,600,000,000.00	0.00	0.00	0.00	0.00	0.00	0.00	0.00
11360510	20 MEJORAMIENTO DEL SISTEMA FE	50,748,679,797.00	0.00	0.00	0.00	0.00	0.00	0.00	0.00	0.00
1136057	20 REHABILITACION VIAS FÉRREAS I	42,971,058,202.00	- 3,403,391,332.00	16,141,131,945.00	302,643,748.00	16,141,131,945.00	1,527,467,624.00	16,081,393,945.00	1,527,467,624.00	16,081,393,945.00
530	ATENCION, CONTROL Y ORGAN. I	242,525,488,802.00	27,916,475,197.00	234,260,196,016.00	65,156,574,847.00	234,260,196,016.00	64,938,007,565.00	232,467,194,502.00	2,378,697,544.00	169,907,884,481.00
530600	INTERSUBSECTORIAL TRANSPOR	242,525,488,802.00	27,916,475,197.00	234,260,196,016.00	65,156,574,847.00	234,260,196,016.00	64,938,007,565.00	232,467,194,502.00	2,378,697,544.00	169,907,884,481.00

SINFAD

10

INSTITUTO NACIONAL DE CONCESIONES


SECCION: 2413

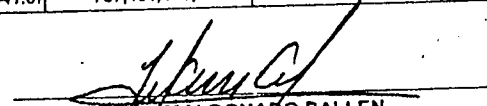
UNIDAD EJECUTORA: 00


MES: DICIEMBRE

VIGENCIA FISCAL: 2009

RECURSOS ADMINISTRADOS:		RECURSOS DE LA NACION:								
CODIFICACION PRESUPUESTAL	DESCRIPCION	APROPIACION VIGENTE	CERTIFICADOS DEL MES	CERTIFICADOS ACUMULADOS	COMPROMISOS MES	COMPROMISOS ACUMULADOS	OBLIGACIONES MES	OBLIGACIONES ACUMULADAS	PAGOS DEL MES	TOTAL PAGOS ACUMULADOS
1	2	3	4	5	6	7	8	9	10	11
530600101	10 APOYO DOTACIÓN TÉC Y ADTIVO	3,710,338,000.00	- 527,963,641.00	2,793,242,389.00	1,514,681,835.00	2,793,242,389.00	1,926,385,879.00	2,766,957,179.00	1,113,156,332.00	1,953,727,632.00
530600101	20 APOYO DOTACIÓN TÉC Y ADTIVO	6,582,264,001.00	- 97,090,225.00	6,094,798,667.00	1,829,402,910.00	6,094,798,667.00	839,713,022.00	4,437,106,363.00	839,713,022.00	4,437,106,363.00
5306003	20 APY GES.EST.OBRAS COMPLEM.C	25,579,870,061.00	0.00	20,680,000,000.00	20,680,000,000.00	20,680,000,000.00	20,680,000,000.00	20,680,000,000.00	0.00	0.00
5306003	10 APY GES.EST.OBRAS COMPLEM.C	202,687,478,000.00	29,381,872,463.00	202,687,478,000.00	39,911,381,232.00	202,687,478,000.00	39,911,381,232.00	202,687,478,000.00	76,221,869.00	162,852,318,637.00
5306004	25 APOYO GEST. EDO. ASESORIAS \	267,214,740.00	- 267,214,740.00	0.00	0.00	0.00	0.00	0.00	0.00	0.00
5306004	10 APOYO GEST. EDO. ASESORIAS \	3,688,324,000.00	- 573,128,660.00	2,004,676,960.00	1,221,108,870.00	2,004,676,960.00	1,580,527,432.00	1,895,652,960.00	349,606,321.00	664,731,849.00
SUBTOTAL		822,537,564,801.00	21,461,794,341.07	707,464,460,264.20	95,233,103,140.03	707,464,460,264.20	205,015,398,983.79	705,490,254,822.20	51,121,294,135.79	551,520,944,801.20
TOTAL ACUMULADO:		822,537,564,801.00	21,461,794,341.07	707,464,460,264.20	95,233,103,140.03	707,464,460,264.20	205,015,398,983.79	705,490,254,822.20	51,121,294,135.79	551,520,944,801.20

  
 MARÍA CLARA GARRIDO GARRIDO  
 SUBGERENTE ADTIVA Y FINANCIERA

  
 NELCY JEMTH MALDONADO BALLE  
 PROFESIONAL ESPECIALIZADO - TESORERA

  
 ELSA LILIANA LIÉVANO TORRES  
 PROF. ESP. CON FUNCIONES DE JEFE DE PRESL