

INFORME MENSUAL DE EJECUCION DEL PRESUPUESTO DE GASTOS
 APROPIACIONES DE LA VIGENCIA

INSTITUTO NACIONAL DE CONCESIONES

SECCION: 2413 UNIDAD EJECUTORA: 00

MES: ENERO

VIGENCIA FISCAL: 2009

| RECURSOS ADMINISTRADOS: | | RECURSOS DE LA NACION: | | | | | | | | |
|---------------------------|---------------------------------|------------------------|----------------------|-------------------------|-----------------|------------------------|------------------|-------------------------|----------------|------------------------|
| CODIFICACION PRESUPUESTAL | DESCRIPCION | APROPIACION VIGENTE | CERTIFICADOS DEL MES | CERTIFICADOS ACUMULADOS | COMPROMISOS MES | COMPROMISOS ACUMULADOS | OBLIGACIONES MES | OBLIGACIONES ACUMULADAS | PAGOS DEL MES | TOTAL PAGOS ACUMULADOS |
| 1 | 2 | 3 | 4 | 5 | 6 | 7 | 8 | 9 | 10 | 11 |
| 1 | GASTOS DE PERSONAL | 6,172,000,000.00 | 564,205,787.00 | 564,205,787.00 | 561,686,554.00 | 561,686,554.00 | 290,606,554.00 | 290,606,554.00 | 205,568,356.00 | 205,568,356.00 |
| 10 | GASTOS DE PERSONAL | 6,172,000,000.00 | 564,205,787.00 | 564,205,787.00 | 561,686,554.00 | 561,686,554.00 | 290,606,554.00 | 290,606,554.00 | 205,568,356.00 | 205,568,356.00 |
| 101 | SERVICIOS PERSONALES ASOCIADOS | 4,260,000,000.00 | 224,536,589.00 | 224,536,589.00 | 222,017,356.00 | 222,017,356.00 | 222,017,356.00 | 222,017,356.00 | 205,568,356.00 | 205,568,356.00 |
| 10101 | SUELDOS DEL PERSONAL DE NOI | 2,615,000,000.00 | 165,023,999.00 | 165,023,999.00 | 165,023,999.00 | 165,023,999.00 | 165,023,999.00 | 165,023,999.00 | 148,574,999.00 | 148,574,999.00 |
| 101011 | 20 SUELDOS | 2,425,000,000.00 | 162,533,478.00 | 162,533,478.00 | 162,533,478.00 | 162,533,478.00 | 162,533,478.00 | 162,533,478.00 | 146,084,478.00 | 146,084,478.00 |
| 101012 | 20 SUeldo de vacaciones | 165,000,000.00 | 0.00 | 0.00 | 0.00 | 0.00 | 0.00 | 0.00 | 0.00 | 0.00 |
| 101014 | 20 INCAPACIDADES Y LICENCIAS DE | 25,000,000.00 | 2,490,521.00 | 2,490,521.00 | 2,490,521.00 | 2,490,521.00 | 2,490,521.00 | 2,490,521.00 | 2,490,521.00 | 2,490,521.00 |
| 10104 | PRIMA TECNICA | 656,000,000.00 | 50,500,770.00 | 50,500,770.00 | 50,500,770.00 | 50,500,770.00 | 50,500,770.00 | 50,500,770.00 | 50,500,770.00 | 50,500,770.00 |
| 101042 | 20 PRIMA TECNICA NO SALARIAL | 656,000,000.00 | 50,500,770.00 | 50,500,770.00 | 50,500,770.00 | 50,500,770.00 | 50,500,770.00 | 50,500,770.00 | 50,500,770.00 | 50,500,770.00 |
| 10105 | OTROS | 625,000,000.00 | 4,388,867.00 | 4,388,867.00 | 4,388,867.00 | 4,388,867.00 | 4,388,867.00 | 4,388,867.00 | 4,388,867.00 | 4,388,867.00 |
| 1010502 | 20 BONIFICACION POR SERVICIOS P | 80,000,000.00 | 2,905,416.00 | 2,905,416.00 | 2,905,416.00 | 2,905,416.00 | 2,905,416.00 | 2,905,416.00 | 2,905,416.00 | 2,905,416.00 |
| 1010505 | 20 BONIFICACION ESPECIAL DE REC | 16,000,000.00 | 83,018.00 | 83,018.00 | 83,018.00 | 83,018.00 | 83,018.00 | 83,018.00 | 83,018.00 | 83,018.00 |
| 1010512 | 20 SUBSIDIO DE ALIMENTACION | 4,500,000.00 | 239,916.00 | 239,916.00 | 239,916.00 | 239,916.00 | 239,916.00 | 239,916.00 | 239,916.00 | 239,916.00 |
| 1010513 | 20 AUXILIO DE TRANSPORTE | 642,000.00 | 0.00 | 0.00 | 0.00 | 0.00 | 0.00 | 0.00 | 0.00 | 0.00 |
| 1010514 | 20 PRIMA DE SERVICIOS | 110,758,000.00 | 715,550.00 | 715,550.00 | 715,550.00 | 715,550.00 | 715,550.00 | 715,550.00 | 715,550.00 | 715,550.00 |
| 1010515 | 20 PRIMA DE VACACIONES | 140,000,000.00 | 444,967.00 | 444,967.00 | 444,967.00 | 444,967.00 | 444,967.00 | 444,967.00 | 444,967.00 | 444,967.00 |
| 1010516 | 20 PRIMA DE NAVIDAD | 245,000,000.00 | 0.00 | 0.00 | 0.00 | 0.00 | 0.00 | 0.00 | 0.00 | 0.00 |
| 1010592 | 20 BONIFICACION DE DIRECCION | 28,100,000.00 | 0.00 | 0.00 | 0.00 | 0.00 | 0.00 | 0.00 | 0.00 | 0.00 |
| 10108 | 20 OTROS GASTOS PERSONAL (DIST | 359,000,000.00 | 0.00 | 0.00 | 0.00 | 0.00 | 0.00 | 0.00 | 0.00 | 0.00 |
| 10109 | HORAS EXTRAS DIAS FESTIVOS E | 5,000,000.00 | 4,622,953.00 | 4,622,953.00 | 2,103,720.00 | 2,103,720.00 | 2,103,720.00 | 2,103,720.00 | 2,103,720.00 | 2,103,720.00 |
| 101091 | 20 HORAS EXTRAS DIAS FESTIVOS | 4,000,000.00 | 4,000,000.00 | 4,000,000.00 | 1,480,767.00 | 1,480,767.00 | 1,480,767.00 | 1,480,767.00 | 1,480,767.00 | 1,480,767.00 |
| 101093 | 20 INDEMNIZACION POR VACACIONE | 1,000,000.00 | 622,953.00 | 622,953.00 | 622,953.00 | 622,953.00 | 622,953.00 | 622,953.00 | 622,953.00 | 622,953.00 |
| 102 | SERVICIOS PERSONALES INDIREC | 683,000,000.00 | 271,080,000.00 | 271,080,000.00 | 271,080,000.00 | 271,080,000.00 | 0.00 | 0.00 | 0.00 | 0.00 |
| 10212 | 20 HONORARIOS | 271,080,000.00 | 271,080,000.00 | 271,080,000.00 | 271,080,000.00 | 271,080,000.00 | 0.00 | 0.00 | 0.00 | 0.00 |
| 10214 | 20 REMUNERACION SERVICIOS TEC | 411,920,000.00 | 0.00 | 0.00 | 0.00 | 0.00 | 0.00 | 0.00 | 0.00 | 0.00 |
| 105 | CONTRIBUCIONES INHERENTES A | 1,229,000,000.00 | 68,589,198.00 | 68,589,198.00 | 68,589,198.00 | 68,589,198.00 | 68,589,198.00 | 68,589,198.00 | 0.00 | 0.00 |
| 10501 | 20 ADMINISTRADAS POR EL SECTOR | 711,000,000.00 | 39,510,914.00 | 39,510,914.00 | 39,510,914.00 | 39,510,914.00 | 39,510,914.00 | 39,510,914.00 | 0.00 | 0.00 |
| 10502 | 20 ADMINISTRADAS POR EL SECTOR | 360,000,000.00 | 20,520,771.00 | 20,520,771.00 | 20,520,771.00 | 20,520,771.00 | 20,520,771.00 | 20,520,771.00 | 0.00 | 0.00 |
| 1056 | 20 APORTES AL ICBF | 90,000,000.00 | 5,134,878.00 | 5,134,878.00 | 5,134,878.00 | 5,134,878.00 | 5,134,878.00 | 5,134,878.00 | 0.00 | 0.00 |
| 1057 | 20 APORTES AL SENA | 17,000,000.00 | 855,508.00 | 855,508.00 | 855,508.00 | 855,508.00 | 855,508.00 | 855,508.00 | 0.00 | 0.00 |
| 1058 | 20 APORTES A LA ESAP | 17,000,000.00 | 855,508.00 | 855,508.00 | 855,508.00 | 855,508.00 | 855,508.00 | 855,508.00 | 0.00 | 0.00 |
| 1059 | 20 APORTES ESCUELAS INDUSTRIAL | 34,000,000.00 | 1,711,619.00 | 1,711,619.00 | 1,711,619.00 | 1,711,619.00 | 1,711,619.00 | 1,711,619.00 | 0.00 | 0.00 |
| 2 | GASTOS GENERALES | 1,695,000,000.00 | 292,852,376.00 | 292,852,376.00 | 286,878,024.00 | 286,878,024.00 | 20,665,182.00 | 20,665,182.00 | 20,665,182.00 | 20,665,182.00 |
| 20 | GASTOS GENERALES | 1,695,000,000.00 | 292,852,376.00 | 292,852,376.00 | 286,878,024.00 | 286,878,024.00 | 20,665,182.00 | 20,665,182.00 | 20,665,182.00 | 20,665,182.00 |
| 203 | IMPUESTOS Y MULTAS | 16,000,000.00 | 3,256,072.00 | 3,256,072.00 | 1,248,072.00 | 1,248,072.00 | 0.00 | 0.00 | 0.00 | 0.00 |
| 20350 | 20 IMPUESTOS Y CONTRIBUCIONES | 16,000,000.00 | 3,256,072.00 | 3,256,072.00 | 1,248,072.00 | 1,248,072.00 | 0.00 | 0.00 | 0.00 | 0.00 |
| 204 | ADQUISICION DE BIENES Y SERV | 1,679,000,000.00 | 289,596,304.00 | 289,596,304.00 | 285,629,952.00 | 285,629,952.00 | 20,665,182.00 | 20,665,182.00 | 20,665,182.00 | 20,665,182.00 |

SINFAD

INFORME MENSUAL DE EJECUCION DEL PRESUPUESTO DE GASTOS
 APROPIACIONES DE LA VIGENCIA

INSTITUTO NACIONAL DE CONCESIONES

SECCION: 2413 UNIDAD EJECUTORA: 00

MES: ENERO

VIGENCIA FISCAL: 2009

| RECURSOS ADMINISTRADOS: | | RECURSOS DE LA NACION: | | | | | | | | |
|---------------------------|-------------|--------------------------------|----------------------|-------------------------|--------------------|------------------------|--------------------|-------------------------|---------------|------------------------|
| CODIFICACION PRESUPUESTAL | DESCRIPCION | APROPIACION VIGENTE | CERTIFICADOS DEL MES | CERTIFICADOS ACUMULADOS | COMPROMISOS MES | COMPROMISOS ACUMULADOS | OBLIGACIONES MES | OBLIGACIONES ACUMULADAS | PAGOS DEL MES | TOTAL PAGOS ACUMULADOS |
| 1 | 2 | 3 | 4 | 5 | 6 | 7 | 8 | 9 | 10 | 11 |
| 20401 | 20 | COMPRA DE EQUIPO | 105,706,102.00 | 0.00 | 0.00 | 0.00 | 0.00 | 0.00 | 0.00 | 0.00 |
| 20402 | 20 | ENSERES Y EQUIPOS DE OFICIN | 17,224,402.00 | 0.00 | 0.00 | 0.00 | 0.00 | 0.00 | 0.00 | 0.00 |
| 20404 | 20 | MATERIALES Y SUMINISTROS | 131,955,894.00 | 0.00 | 0.00 | 0.00 | 0.00 | 0.00 | 0.00 | 0.00 |
| 20405 | 20 | MANTENIMIENTO | 158,130,643.00 | 0.00 | 0.00 | 0.00 | 0.00 | 0.00 | 0.00 | 0.00 |
| 20406 | 20 | COMUNICACIONES Y TRANSPORT | 69,617,906.00 | 0.00 | 0.00 | 0.00 | 0.00 | 0.00 | 0.00 | 0.00 |
| 20407 | 20 | IMPRESOS Y PUBLICACIONES | 57,387,218.00 | 0.00 | 0.00 | 0.00 | 0.00 | 0.00 | 0.00 | 0.00 |
| 20408 | 20 | SERVICIOS PUBLICOS | 277,215,798.00 | 251,502,000.00 | 251,502,000.00 | 251,000,000.00 | 251,000,000.00 | 20,622,411.00 | 20,622,411.00 | 20,622,411.00 |
| 20409 | 20 | SEGUROS | 261,040,000.00 | 0.00 | 0.00 | 0.00 | 0.00 | 0.00 | 0.00 | 0.00 |
| 20410 | 20 | ARRENDAMIENTOS | 5,020,005.00 | 0.00 | 0.00 | 0.00 | 0.00 | 0.00 | 0.00 | 0.00 |
| 20411 | 20 | VIATICOS Y GASTOS DE VIAJE | 371,480,332.00 | 35,082,304.00 | 35,082,304.00 | 34,587,181.00 | 34,587,181.00 | 0.00 | 0.00 | 0.00 |
| 20413 | 20 | DEFENSA DE LA HACIENDA PUBL | 60,153,656.00 | 0.00 | 0.00 | 0.00 | 0.00 | 0.00 | 0.00 | 0.00 |
| 20414 | 20 | GASTOS JUDICIALES | 10,525,367.00 | 0.00 | 0.00 | 0.00 | 0.00 | 0.00 | 0.00 | 0.00 |
| 20421 | 20 | CAPACITACION BIENESTAR SOCI | 90,360,296.00 | 0.00 | 0.00 | 0.00 | 0.00 | 0.00 | 0.00 | 0.00 |
| 20422 | 20 | GASTOS FINANCIEROS | 3,443,083.00 | 3,012,000.00 | 3,012,000.00 | 42,771.00 | 42,771.00 | 42,771.00 | 42,771.00 | 42,771.00 |
| 20441 | 20 | OTROS GASTOS POR ADQUISICION | 59,739,298.00 | 0.00 | 0.00 | 0.00 | 0.00 | 0.00 | 0.00 | 0.00 |
| 3 | | TRANSFERENCIAS CORRIENTES | 3,856,000,000.00 | 0.00 | 0.00 | 0.00 | 0.00 | 0.00 | 0.00 | 0.00 |
| 32 | | TRANSFERENCIAS AL SECTOR PU | 1,153,000,000.00 | 0.00 | 0.00 | 0.00 | 0.00 | 0.00 | 0.00 | 0.00 |
| 321 | | ORDEN NACIONAL | 1,153,000,000.00 | 0.00 | 0.00 | 0.00 | 0.00 | 0.00 | 0.00 | 0.00 |
| 3211 | 10 | CUOTA DE AUDITAJE | 1,153,000,000.00 | 0.00 | 0.00 | 0.00 | 0.00 | 0.00 | 0.00 | 0.00 |
| 36 | | OTRAS TRANSFERENCIAS | 2,703,000,000.00 | 0.00 | 0.00 | 0.00 | 0.00 | 0.00 | 0.00 | 0.00 |
| 363 | | DESTINATARIOS DE OTRAS TRAN | 2,703,000,000.00 | 0.00 | 0.00 | 0.00 | 0.00 | 0.00 | 0.00 | 0.00 |
| 36326 | 20 | PROV. GTOS INSTIT. Y/O SECT. C | 2,703,000,000.00 | 0.00 | 0.00 | 0.00 | 0.00 | 0.00 | 0.00 | 0.00 |
| 7 | | SERVICIO DE LA DEUDA INTERNA | 69,061,400,000.00 | 0.00 | 0.00 | 0.00 | 0.00 | 0.00 | 0.00 | 0.00 |
| 71 | | AMORTIZACIÓN DEUDA PÚBLICA | 69,061,400,000.00 | 0.00 | 0.00 | 0.00 | 0.00 | 0.00 | 0.00 | 0.00 |
| 711 | 11 | NACIÓN | 69,061,400,000.00 | 0.00 | 0.00 | 0.00 | 0.00 | 0.00 | 0.00 | 0.00 |
| 113 | | MEJORAMIENTO Y MANTENIM. INI | 499,227,675,999.00 | 422,612,992,236.00 | 422,612,992,236.00 | 348,176,312,439.00 | 348,176,312,439.00 | 0.00 | 0.00 | 0.00 |
| 113600 | | INTERSUBSECTORIAL TRANSPOR | 342,611,690,000.00 | 332,612,450,000.00 | 332,612,450,000.00 | 332,612,450,000.00 | 332,612,450,000.00 | 0.00 | 0.00 | 0.00 |
| 113600125 | 10 | MEJORAMIENTO ESTATAL NVOS. | 342,611,690,000.00 | 332,612,450,000.00 | 332,612,450,000.00 | 332,612,450,000.00 | 332,612,450,000.00 | 0.00 | 0.00 | 0.00 |
| 113601 | | RED TRONCAL NACIONAL | 39,208,250,000.00 | 10,208,250,000.00 | 10,208,250,000.00 | 10,208,250,000.00 | 10,208,250,000.00 | 0.00 | 0.00 | 0.00 |
| 1136011 | 10 | MEJORAMIENTO CONSTRUCCION C | 39,208,250,000.00 | 10,208,250,000.00 | 10,208,250,000.00 | 10,208,250,000.00 | 10,208,250,000.00 | 0.00 | 0.00 | 0.00 |
| 113605 | | TRANSPORTE FÉRREO | 117,407,735,999.00 | 79,792,292,236.00 | 79,792,292,236.00 | 5,355,612,439.00 | 5,355,612,439.00 | 0.00 | 0.00 | 0.00 |
| 11360510 | 20 | MEJORAMIENTO DEL SISTEMA FE | 50,748,679,797.00 | 50,748,679,797.00 | 50,748,679,797.00 | 0.00 | 0.00 | 0.00 | 0.00 | 0.00 |
| 11360510 | 21 | MEJORAMIENTO DEL SISTEMA FE | 23,688,000,000.00 | 23,688,000,000.00 | 23,688,000,000.00 | 0.00 | 0.00 | 0.00 | 0.00 | 0.00 |
| 1136057 | 20 | REHABILITACIÓN VÍAS FÉRREAS I | 42,971,056,202.00 | 5,355,612,439.00 | 5,355,612,439.00 | 5,355,612,439.00 | 5,355,612,439.00 | 0.00 | 0.00 | 0.00 |
| 530 | | ATENCIÓN, CONTROL Y ORGAN. I | 216,678,404,001.00 | 83,771,912,194.00 | 83,771,912,194.00 | 83,771,912,194.00 | 83,771,912,194.00 | 0.00 | 0.00 | 0.00 |
| 530600 | | INTERSUBSECTORIAL TRANSPOR | 216,678,404,001.00 | 83,771,912,194.00 | 83,771,912,194.00 | 83,771,912,194.00 | 83,771,912,194.00 | 0.00 | 0.00 | 0.00 |
| 530600101 | 20 | APOYO DOTACIÓN TÉC Y ADTIVO | 6,592,264,001.00 | 1,773,912,194.00 | 1,773,912,194.00 | 1,773,912,194.00 | 1,773,912,194.00 | 0.00 | 0.00 | 0.00 |

SINFAD

INFORME MENSUAL DE EJECUCION DEL PRESUPUESTO DE GASTOS
 APROPIACIONES DE LA VIGENCIA


INSTITUTO NACIONAL DE CONCESIONES


SECCION: 2413 UNIDAD EJECUTORA: 00


MES: ENERO

VIGENCIA FISCAL: 2009

| RECURSOS ADMINISTRADOS: | | | | | | | RECURSOS DE LA NACION: | | | |
|---------------------------|---------------------------------|---------------------------|---------------------------|---------------------------|---------------------------|---------------------------|------------------------|-------------------------|-----------------------|------------------------|
| CODIFICACION PRESUPUESTAL | DESCRIPCION | APROPIACION VIGENTE | CERTIFICADOS DEL MES | CERTIFICADOS ACUMULADOS | COMPROMISOS MES | COMPROMISOS ACUMULADOS | OBLIGACIONES MES | OBLIGACIONES ACUMULADAS | PAGOS DEL MES | TOTAL PAGOS ACUMULADOS |
| 1 | 2 | 3 | 4 | 5 | 6 | 7 | 8 | 9 | 10 | 11 |
| 5306003 | 10 APY GES.EST.OBRAS COMPLEM.(| 208,486,140,000.00 | 81,998,000,000.00 | 81,998,000,000.00 | 81,998,000,000.00 | 81,998,000,000.00 | 0.00 | 0.00 | 0.00 | 0.00 |
| 5306004 | 10 APOYO GEST. EDO. ASESORIAS) | 1,600,000,000.00 | 0.00 | 0.00 | 0.00 | 0.00 | 0.00 | 0.00 | 0.00 | 0.00 |
| SUBTOTAL | | 796,690,480,000.00 | 507,241,962,593.00 | 507,241,962,593.00 | 432,796,789,211.00 | 432,796,789,211.00 | 311,271,736.00 | 311,271,736.00 | 226,233,538.00 | 226,233,538.00 |
| TOTAL ACUMULADO: | | 796,690,480,000.00 | 507,241,962,593.00 | 507,241,962,593.00 | 432,796,789,211.00 | 432,796,789,211.00 | 311,271,736.00 | 311,271,736.00 | 226,233,538.00 | 226,233,538.00 |


 MARÍA CLARA GARRIDO GARRIDO
 SUBGERENTE ADTIVA Y FINANCIERA


 NELCY JEMTH MALDONADO BALLE
 PROFESIONAL ESPECIALIZADO - TESORERA


 ELSA LICIANA LIÉVANO TORRES
 PROF. ESP. CON FUNCIONES DE JEFE DE PRESL