

**INFORME MENSUAL DE EJECUCION DEL PRESUPUESTO DE GASTOS
APROPIACIONES DE LA VIGENCIA**

INSTITUTO NACIONAL DE CONCESIONES

SECCION: 2413

UNIDAD EJECUTORA: 00

MES: JULIO

VIGENCIA FISCAL: 2008

RECURSOS ADMINISTRADOS:		RECURSOS DE LA NACION:								
CODIFICACION PRESUPUESTAL	DESCRIPCION	APROPIACION VIGENTE	CERTIFICADOS DEL MES	CERTIFICADOS ACUMULADOS	COMPROMISOS MES	COMPROMISOS ACUMULADOS	OBLIGACIONES MES	OBLIGACIONES ACUMULADAS	PAGOS DEL MES	TOTAL PAGOS ACUMULADOS
1	2	3	4	5	6	7	8	9	10	11
1	GASTOS DE PERSONAL	5,766,000,000.00	384,988,896.00	2,954,181,645.00	384,980,108.00	2,937,791,960.00	440,676,004.00	2,726,295,563.00	440,561,196.00	2,644,300,570.00
10	GASTOS DE PERSONAL	5,766,000,000.00	384,988,896.00	2,954,181,645.00	384,980,108.00	2,937,791,960.00	440,676,004.00	2,726,295,563.00	440,561,196.00	2,644,300,570.00
101	SERVICIOS PERSONALES ASOCIA	4,148,300,000.00	298,737,254.00	1,792,438,436.00	300,836,866.00	1,779,350,092.00	300,836,866.00	1,779,350,092.00	301,527,966.00	1,760,380,192.00
10101	SUELDOS DEL PERSONAL DE NOI	2,524,300,000.00	163,001,963.00	1,252,363,724.00	163,001,963.00	1,252,363,724.00	163,001,963.00	1,252,363,724.00	163,693,063.00	1,233,393,824.00
101011	20 Sueldos	2,385,504,568.00	162,219,425.00	1,201,317,038.00	162,219,425.00	1,201,317,038.00	162,219,425.00	1,201,317,038.00	162,910,525.00	1,182,347,138.00
101012	20 Sueldo de vacaciones	108,230,742.00	782,538.00	51,039,194.00	782,538.00	51,039,194.00	782,538.00	51,039,194.00	782,538.00	51,039,194.00
101014	20 Incapacidades y licencias de maternic	30,564,690.00	0.00	7,492.00	0.00	7,492.00	0.00	7,492.00	0.00	7,492.00
10104	PRIMA TECNICA	720,800,000.00	47,355,957.00	306,798,445.00	47,355,957.00	306,798,445.00	47,355,957.00	306,798,445.00	47,355,957.00	306,798,445.00
101042	20 Prima tecnica no salarial	720,800,000.00	47,355,957.00	306,798,445.00	47,355,957.00	306,798,445.00	47,355,957.00	306,798,445.00	47,355,957.00	306,798,445.00
10105	OTROS	566,400,000.00	88,379,334.00	187,147,810.00	88,379,334.00	187,147,810.00	88,379,334.00	187,147,810.00	88,379,334.00	187,147,810.00
1010502	20 Bonificacion por servicios prestados	68,366,550.00	3,966,103.00	31,042,374.00	3,966,103.00	31,042,374.00	3,966,103.00	31,042,374.00	3,966,103.00	31,042,374.00
1010505	20 Bonificacion especial de recreacion	15,239,700.00	63,287.00	5,410,310.00	63,287.00	5,410,310.00	63,287.00	5,410,310.00	63,287.00	5,410,310.00
1010510	20 Otras bonificaciones provisionadas	5,220,800.00	0.00	5,220,800.00	0.00	5,220,800.00	0.00	5,220,800.00	0.00	5,220,800.00
1010512	20 Subsidio de alimentacion	4,305,000.00	277,599.00	1,988,413.00	277,599.00	1,988,413.00	277,599.00	1,988,413.00	277,599.00	1,988,413.00
1010513	20 Auxilio de transporte	642,600.00	0.00	0.00	0.00	0.00	0.00	0.00	0.00	0.00
1010514	20 Prima de servicios	90,128,713.00	83,538,796.00	85,897,428.00	83,538,796.00	85,897,428.00	83,538,796.00	85,897,428.00	83,538,796.00	85,897,428.00
1010515	20 Prima de vacaciones	113,745,987.00	533,549.00	43,474,001.00	533,549.00	43,474,001.00	533,549.00	43,474,001.00	533,549.00	43,474,001.00
1010516	20 Prima de navidad	244,600,650.00	0.00	1,005,611.00	0.00	1,005,611.00	0.00	1,005,611.00	0.00	1,005,611.00
1010592	20 Bonificacion de direccion	24,150,000.00	0.00	13,108,873.00	0.00	13,108,873.00	0.00	13,108,873.00	0.00	13,108,873.00
10108	20 OTROS GASTOS PERSONAL (DIST	277,300,000.00	0.00	0.00	0.00	0.00	0.00	0.00	0.00	0.00
10109	HORAS EXTRAS DIAS FESTIVOS E	59,500,000.00	0.00	46,128,457.00	2,099,612.00	33,040,113.00	2,099,612.00	33,040,113.00	2,099,612.00	33,040,113.00
101091	20 Horas Extras Dias Festivos	27,736,800.00	0.00	27,736,800.00	2,099,612.00	14,648,456.00	2,099,612.00	14,648,456.00	2,099,612.00	14,648,456.00
101093	20 Indemnizacion por Vacaciones	31,763,200.00	0.00	18,391,657.00	0.00	18,391,657.00	0.00	18,391,657.00	0.00	18,391,657.00
102	SERVICIOS PERSONALES INDIRECTOS	637,900,000.00	2,108,400.00	635,029,024.00	0.00	631,727,683.00	55,695,896.00	428,776,753.00	55,695,896.00	428,776,753.00
10212	20 Honorarios	182,527,200.00	0.00	182,527,200.00	0.00	182,527,200.00	36,720,296.00	76,061,032.00	36,720,296.00	76,061,032.00
10212	21 Honorarios	112,548,400.00	2,108,400.00	112,548,400.00	0.00	110,440,000.00	0.00	32,128,000.00	0.00	32,128,000.00
10214	20 Remuneracion Servicios Tecnicos	212,772,800.00	0.00	212,772,800.00	0.00	212,772,800.00	0.00	212,772,438.00	0.00	212,772,438.00
10214	21 Remuneracion Servicios Tecnicos	130,051,600.00	0.00	127,180,624.00	0.00	125,987,683.00	18,975,600.00	107,815,283.00	18,975,600.00	107,815,283.00
105	CONTRIBUCIONES INHERENTES A	979,800,000.00	84,143,242.00	526,714,185.00	84,143,242.00	526,714,185.00	84,143,242.00	518,168,718.00	83,337,334.00	455,143,625.00
10501	20 ADMINISTRADAS POR EL SECTOR	503,183,000.00	43,301,063.00	285,687,164.00	43,301,063.00	285,687,164.00	43,301,063.00	280,743,147.00	43,637,956.00	237,442,084.00
10502	20 ADMINISTRADAS POR EL SECTOR	349,104,000.00	28,227,372.00	170,665,999.00	28,227,372.00	170,665,999.00	28,227,372.00	168,054,392.00	28,553,471.00	160,945,169.00
1056	20 APORTES AL ICBF	77,585,000.00	7,568,885.00	42,216,614.00	7,568,885.00	42,216,614.00	7,568,885.00	41,622,708.00	6,687,544.00	34,053,823.00
1057	20 APORTES A LA SENA	12,482,000.00	1,261,480.00	7,036,101.00	1,261,480.00	7,036,101.00	1,261,480.00	6,937,117.00	1,114,591.00	5,675,637.00
1058	20 APORTES A LA ESAP	12,482,000.00	1,261,480.00	7,036,101.00	1,261,480.00	7,036,101.00	1,261,480.00	6,937,117.00	1,114,591.00	5,675,637.00
1059	20 APORTES ESCUELAS INDUSTRIAL	24,964,000.00	2,522,962.00	14,072,206.00	2,522,962.00	14,072,206.00	2,522,962.00	13,874,237.00	2,229,181.00	11,351,275.00
2	GASTOS GENERALES	1,622,900,000.00	223,573,420.00	1,057,716,631.00	89,203,491.04	894,807,776.81	163,923,024.00	612,478,194.01	181,323,024.00	612,478,194.01
20	GASTOS GENERALES	1,622,900,000.00	223,573,420.00	1,057,716,631.00	89,203,491.04	894,807,776.81	163,923,024.00	612,478,194.01	181,323,024.00	612,478,194.01

**INFORME MENSUAL DE EJECUCION DEL PRESUPUESTO DE GASTOS
APROPIACIONES DE LA VIGENCIA**

INSTITUTO NACIONAL DE CONCESIONES

SECCION: 2413 UNIDAD EJECUTORA: 00

MES: JULIO

VIGENCIA FISCAL: 2008

RECURSOS ADMINISTRADOS:		RECURSOS DE LA NACION:								
CODIFICACION PRESUPUESTAL	DESCRIPCION	APROPIACION VIGENTE	CERTIFICADOS DEL MES	CERTIFICADOS ACUMULADOS	COMPROMISOS MES	COMPROMISOS ACUMULADOS	OBLIGACIONES MES	OBLIGACIONES ACUMULADAS	PAGOS DEL MES	TOTAL PAGOS ACUMULADOS
1	2	3	4	5	6	7	8	9	10	11
203	IMPUESTOS Y MULTAS	15,000,000.00	0.00	2,147,556.00	0.00	2,147,556.00	0.00	2,147,556.00	0.00	2,147,556.00
20350	20 IMPUESTOS Y CONTRIBUCIONES	15,000,000.00	0.00	2,147,556.00	0.00	2,147,556.00	0.00	2,147,556.00	0.00	2,147,556.00
204	ADQUISICION DE BIENES Y SERVI	1,607,900,000.00	223,573,420.00	1,055,569,075.00	89,203,491.04	892,660,220.81	163,923,024.00	610,330,638.01	181,323,024.00	610,330,638.01
20401	20 COMPRA DE EQUIPO	230,037,521.00	150,600,000.00	151,178,108.00	0.00	578,108.00	0.00	578,108.00	0.00	578,108.00
20402	20 ENSERES Y EQUIPOS DE OFICIN	40,006,781.00	2,510,000.00	5,067,188.00	2,510,000.00	5,067,188.00	0.00	2,557,188.00	0.00	2,557,188.00
20404	20 MATERIALES Y SUMINISTROS	158,492,986.00	5,981,922.00	66,109,809.00	20,844,190.00	66,109,809.00	21,156,937.00	42,659,289.00	21,156,937.00	42,659,289.00
20405	20 MANTENIMIENTO	155,034,633.00	987,857.00	118,366,882.00	987,857.00	118,366,882.00	13,019,211.00	85,697,778.00	13,019,211.00	85,697,778.00
20406	20 COMUNICACIONES Y TRANSPORT	71,835,447.00	444,837.00	63,269,921.00	444,837.00	63,269,921.00	10,068,091.00	32,075,328.00	10,068,091.00	32,075,328.00
20407	20 IMPRESOS Y PUBLICACIONES	61,323,210.00	305,854.00	16,707,821.00	305,854.00	13,695,821.00	1,061,210.00	7,185,992.20	1,061,210.00	7,185,992.20
20408	20 SERVICIOS PUBLICOS	211,604,394.00	10,080.00	208,961,341.00	1,572,358.04	203,542,594.81	48,186,037.00	149,925,152.81	48,186,037.00	149,925,152.81
20409	20 SEGUROS	138,809,022.00	0.00	1,367,540.00	0.00	1,367,540.00	173,291.00	1,367,540.00	173,291.00	1,367,540.00
20410	20 ARRENDAMIENTOS	9,516,878.00	0.00	3,774,036.00	0.00	3,774,036.00	0.00	2,632,086.00	0.00	2,632,086.00
20411	20 VIATICOS Y GASTOS DE VIAJE	309,562,690.00	26,381,521.00	256,572,145.00	26,381,521.00	256,572,145.00	53,525,310.00	180,802,064.00	53,525,310.00	180,802,064.00
20413	20 DEFENSA DE LA HACIENDA PUBLI	86,788,971.00	35,240,400.00	84,086,021.00	35,240,400.00	83,918,687.00	1,073,600.00	48,979,487.00	18,473,600.00	48,979,487.00
20414	20 Gastos Judiciales	0.00	0.00	0.00	0.00	0.00	0.00	0.00	0.00	0.00
20421	20 CAPACITACION BIENESTAR SOCI/	64,826,547.00	1,004,000.00	43,809,540.00	798,180.00	42,805,540.00	10,956,895.00	26,976,345.00	10,956,895.00	26,976,345.00
20422	20 GASTOS FINANCIEROS	3,449,761.00	0.00	3,012,000.00	11,345.00	305,226.00	11,345.00	305,226.00	11,345.00	305,226.00
20441	20 OTROS GASTOS POR ADQUISICIO	66,611,159.00	106,949.00	33,286,723.00	106,949.00	33,286,723.00	4,691,097.00	28,589,054.00	4,691,097.00	28,589,054.00
3	TRANSFERENCIAS CORRIENTES	3,316,500,000.00	2,388,770,497.00	2,388,770,497.00	0.00	0.00	0.00	0.00	0.00	0.00
32	TRANSFERENCIAS AL SECTOR PL	820,000,000.00	0.00	0.00	0.00	0.00	0.00	0.00	0.00	0.00
321	ORDEN NACIONAL	820,000,000.00	0.00	0.00	0.00	0.00	0.00	0.00	0.00	0.00
3211	10 Cuota de Auditaje	630,300,000.00	0.00	0.00	0.00	0.00	0.00	0.00	0.00	0.00
3211	20 Cuota de Auditaje	189,700,000.00	0.00	0.00	0.00	0.00	0.00	0.00	0.00	0.00
36	OTRAS TRANSFERENCIAS	2,496,500,000.00	2,388,770,497.00	2,388,770,497.00	0.00	0.00	0.00	0.00	0.00	0.00
363	DESTINATARIOS DE OTRAS TRAN	2,496,500,000.00	2,388,770,497.00	2,388,770,497.00	0.00	0.00	0.00	0.00	0.00	0.00
36326	10 Prov. Gtos Instit. y/o Sect. Contin. (PF	489,100,000.00	381,370,497.00	381,370,497.00	0.00	0.00	0.00	0.00	0.00	0.00
36326	21 Prov. Gtos Instit. y/o Sect. Contin. (PF	2,007,400,000.00	2,007,400,000.00	2,007,400,000.00	0.00	0.00	0.00	0.00	0.00	0.00
7	SERVICIO DE LA DEUDA INTERNA	58,112,000,000.00	26,706,720,398.00	48,818,520,398.00	26,706,720,398.00	48,818,520,398.00	26,706,720,398.00	37,328,380,398.00	26,706,720,398.00	37,328,380,398.00
71	AMORTIZACIÓN DEUDA PÚBLICA I	58,112,000,000.00	26,706,720,398.00	48,818,520,398.00	26,706,720,398.00	48,818,520,398.00	26,706,720,398.00	37,328,380,398.00	26,706,720,398.00	37,328,380,398.00
711	11 NACIÓN	58,112,000,000.00	26,706,720,398.00	48,818,520,398.00	26,706,720,398.00	48,818,520,398.00	26,706,720,398.00	37,328,380,398.00	26,706,720,398.00	37,328,380,398.00
113	MEJORAMIENTO Y MANTENIM. INF	416,415,419,715.00	41,231,911,000.00	353,987,272,046.00	- 928,653,422.00	274,043,196,586.00	755,789,739.97	245,611,945,085.27	42,455,175,294.55	245,611,945,085.27
113600	INTERSUBSECTORIAL TRANSPOR	307,119,746,089.00	41,231,911,000.00	307,119,746,089.00	- 928,653,422.00	257,959,181,667.00	- 121,771,038.03	234,337,410,628.97	41,577,614,516.55	234,337,410,628.97
113600125	10 MEJORAMIENTO ESTATAL NVOS.	300,119,746,089.00	41,231,911,000.00	300,119,746,089.00	- 928,653,422.00	257,959,181,667.00	- 121,771,038.03	234,337,410,628.97	41,577,614,516.55	234,337,410,628.97
113600127	10 MEJOR. APOYO ESTATAL PROY. C	7,000,000,000.00	0.00	7,000,000,000.00	0.00	0.00	0.00	0.00	0.00	0.00
113601	RED TRONCAL NACIONAL	8,986,750,000.00	0.00	8,986,750,000.00	0.00	8,986,750,000.00	0.00	8,986,750,000.00	0.00	8,986,750,000.00
1136011	10 Mejoramiento Construcción Carretera l	8,986,750,000.00	0.00	8,986,750,000.00	0.00	8,986,750,000.00	0.00	8,986,750,000.00	0.00	8,986,750,000.00
113605	TRANSPORTE FÉRREO	100,308,923,626.00	0.00	37,880,775,957.00	0.00	7,097,264,919.00	877,560,778.00	2,287,784,456.30	877,560,778.00	2,287,784,456.30

**INFORME MENSUAL DE EJECUCION DEL PRESUPUESTO DE GASTOS
APROPIACIONES DE LA VIGENCIA**

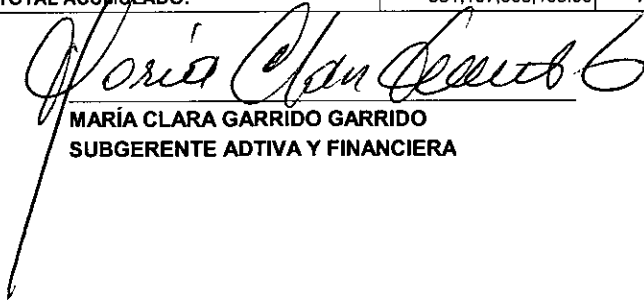
INSTITUTO NACIONAL DE CONCESIONES


SECCION: 2413 UNIDAD EJECUTORA: 00

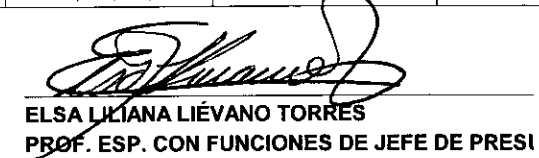
MES: JULIO

VIGENCIA FISCAL: 2008

RECURSOS ADMINISTRADOS:		RECURSOS DE LA NACION:								
CODIFICACION PRESUPUESTAL	DESCRIPCION	APROPIACION VIGENTE	CERTIFICADOS DEL MES	CERTIFICADOS ACUMULADOS	COMPROMISOS MES	COMPROMISOS ACUMULADOS	OBLIGACIONES MES	OBLIGACIONES ACUMULADAS	PAGOS DEL MES	TOTAL PAGOS ACUMULADOS
1	2	3	4	5	6	7	8	9	10	11
1136057	10 REHABILITACIÓN VÍAS FÉRREAS I	377,804,175.00	0.00	377,804,175.00	0.00	377,804,175.00	0.00	377,804,175.00	0.00	377,804,175.00
1136057	21 REHABILITACIÓN VÍAS FÉRREAS I	1,207,109,200.00	0.00	1,207,109,200.00	0.00	1,207,109,200.00	209,997,087.00	209,997,087.00	209,997,087.00	209,997,087.00
1136057	20 REHABILITACIÓN VÍAS FÉRREAS I	98,724,010,251.00	0.00	36,295,862,582.00	0.00	5,512,351,544.00	667,563,691.00	1,699,983,194.30	667,563,691.00	1,699,983,194.30
530	ATENCIÓN, CONTROL Y ORGAN. II	45,934,548,393.00	1,152,262,951.00	23,891,703,865.00	170,615,540.00	22,230,114,480.00	180,038,885.00	20,671,002,192.26	180,038,885.00	20,671,002,192.26
530600	INTERSUBSECTORIAL TRANSPOR	45,934,548,393.00	1,152,262,951.00	23,891,703,865.00	170,615,540.00	22,230,114,480.00	180,038,885.00	20,671,002,192.26	180,038,885.00	20,671,002,192.26
530600100	10 MJTO APOYO ESTA PROYTO CONC	997,826,543.00	0.00	0.00	0.00	0.00	0.00	0.00	0.00	0.00
530600100	20 MJTO APOYO ESTA PROYTO CONC	19,002,173,457.00	0.00	0.00	0.00	0.00	0.00	0.00	0.00	0.00
530600101	10 APOYO DOTACIÓN TÉC Y ADTIVO	2,500,000,000.00	1,076,075,698.00	1,886,721,497.00	126,535,540.00	876,681,339.00	140,171,562.00	141,107,665.00	140,171,562.00	141,107,665.00
5306003	10 APY GES. EST. OBRAS COMPLEM. C	21,401,335,323.00	0.00	20,000,000,000.00	0.00	20,000,000,000.00	0.00	20,000,000,000.00	0.00	20,000,000,000.00
5306004	10 APOYO GEST. EDO. ASESORIAS Y	1,156,047,870.00	0.00	1,130,792,950.00	44,080,000.00	1,079,085,730.00	4,431,549.00	358,961,459.00	4,431,549.00	358,961,459.00
5306004	25 APOYO GEST. EDO. ASESORIAS Y	877,165,200.00	76,187,253.00	874,189,418.00	0.00	274,347,411.00	35,435,774.00	170,933,068.26	35,435,774.00	170,933,068.26
SUBTOTAL		531,167,368,108.00	72,088,227,162.00	433,098,165,082.00	26,422,866,115.04	348,924,431,200.81	28,247,148,050.97	306,950,101,432.54	69,963,818,797.55	306,868,106,439.54
TOTAL ACUMULADO:		531,167,368,108.00	72,088,227,162.00	433,098,165,082.00	26,422,866,115.04	348,924,431,200.81	28,247,148,050.97	306,950,101,432.54	69,963,818,797.55	306,868,106,439.54


MARÍA CLARA GARRIDO GARRIDO
SUBGERENTE ADTIVA Y FINANCIERA


ESPERANZA PULIDO LAGO
PROFESIONAL ESPECIALIZADO - TESORERA (E)


ELSA LILIANA LIÉVANO TORRES
PROF. ESP. CON FUNCIONES DE JEFE DE PRESI