

INFORME MENSUAL DE EJECUCION DEL PRESUPUESTO DE GASTOS  
 APROPIACIONES DE LA VIGENCIA

INSTITUTO NACIONAL DE CONCESIONES

SECCION: 2413 UNIDAD EJECUTORA: 00

MES: JULIO

VIGENCIA FISCAL: 2009

RECURSOS ADMINISTRADOS:		RECURSOS DE LA NACION:								
CODIFICACION PRESUPUESTAL	DESCRIPCION	APROPIACION VIGENTE	CERTIFICADOS DEL MES	CERTIFICADOS ACUMULADOS	COMPROMISOS MES	COMPROMISOS ACUMULADOS	OBLIGACIONES MES	OBLIGACIONES ACUMULADAS	PAGOS DEL MES	TOTAL PAGOS ACUMULADOS
1	2	3	4	5	6	7	8	9	10	11
1	GASTOS DE PERSONAL	6,172,000,000.00	466,564,176.00	3,165,365,641.00	469,164,270.00	3,148,982,854.00	499,130,792.00	2,936,877,267.00	502,518,847.00	2,857,343,197.00
10	GASTOS DE PERSONAL	6,172,000,000.00	466,564,176.00	3,165,365,641.00	469,164,270.00	3,148,982,854.00	499,130,792.00	2,936,877,267.00	502,518,847.00	2,857,343,197.00
101	SERVICIOS PERSONALES ASOCI	4,346,632,000.00	361,195,955.00	2,014,921,648.00	363,796,049.00	1,998,538,861.00	363,796,049.00	1,998,538,861.00	364,073,049.00	1,980,557,461.00
10101	SUELDOS DEL PERSONAL DE NOI	2,615,000,000.00	183,357,648.00	1,362,617,368.00	183,357,648.00	1,362,617,368.00	183,357,648.00	1,362,617,368.00	183,634,648.00	1,344,635,968.00
101011	20 SUELDOS	2,425,000,000.00	180,947,031.00	1,317,749,515.00	180,947,031.00	1,317,749,515.00	180,947,031.00	1,317,749,515.00	181,224,031.00	1,299,768,115.00
101012	20 SUELDO DE VACACIONES	165,000,000.00	2,410,617.00	44,607,313.00	2,410,617.00	44,607,313.00	2,410,617.00	44,607,313.00	2,410,617.00	44,607,313.00
101014	20 INCAPACIDADES Y LICENCIAS DE	25,000,000.00	0.00	260,540.00	0.00	260,540.00	0.00	260,540.00	0.00	260,540.00
10104	PRIMA TECNICA	656,000,000.00	54,456,695.00	375,036,006.00	54,456,695.00	375,036,006.00	54,456,695.00	375,036,006.00	54,456,695.00	375,036,006.00
101042	20 PRIMA TECNICA NO SALARIAL	656,000,000.00	54,456,695.00	375,036,006.00	54,456,695.00	375,036,006.00	54,456,695.00	375,036,006.00	54,456,695.00	375,036,006.00
10105	OTROS	625,000,000.00	111,513,112.00	202,330,138.00	111,513,112.00	202,330,138.00	111,513,112.00	202,330,138.00	111,513,112.00	202,330,138.00
1010502	20 BONIFICACION POR SERVICIOS P	80,000,000.00	5,466,608.00	41,611,643.00	5,466,608.00	41,611,643.00	5,466,608.00	41,611,643.00	5,466,608.00	41,611,643.00
1010505	20 BONIFICACION ESPECIAL DE REC	16,000,000.00	1,166,936.00	6,446,522.00	1,166,936.00	6,446,522.00	1,166,936.00	6,446,522.00	1,166,936.00	6,446,522.00
1010512	20 SUBSIDIO DE ALIMENTACION	4,500,000.00	248,852.00	1,837,989.00	248,852.00	1,837,989.00	248,852.00	1,837,989.00	248,852.00	1,837,989.00
1010513	20 AUXILIO DE TRANSPORTE	642,000.00	0.00	0.00	0.00	0.00	0.00	0.00	0.00	0.00
1010514	20 PRIMA DE SERVICIOS	110,758,000.00	94,290,526.00	98,629,983.00	94,290,526.00	98,629,983.00	94,290,526.00	98,629,983.00	94,290,526.00	98,629,983.00
1010515	20 PRIMA DE VACACIONES	140,000,000.00	9,371,710.00	51,106,871.00	9,371,710.00	51,106,871.00	9,371,710.00	51,106,871.00	9,371,710.00	51,106,871.00
1010516	20 PRIMA DE NAVIDAD	245,000,000.00	968,480.00	2,697,130.00	968,480.00	2,697,130.00	968,480.00	2,697,130.00	968,480.00	2,697,130.00
1010592	20 BONIFICACION DE DIRECCION	28,100,000.00	0.00	0.00	0.00	0.00	0.00	0.00	0.00	0.00
10108	20 OTROS GASTOS PERSONAL (DIS)	359,000,000.00	0.00	0.00	0.00	0.00	0.00	0.00	0.00	0.00
10109	HORAS EXTRAS DIAS FESTIVOS E	91,632,000.00	11,868,500.00	74,938,136.00	14,468,594.00	58,555,349.00	14,468,594.00	58,555,349.00	14,468,594.00	58,555,349.00
101091	20 HORAS EXTRAS DIAS FESTIVOS	33,132,000.00	0.00	33,132,000.00	2,600,094.00	16,749,213.00	2,600,094.00	16,749,213.00	2,600,094.00	16,749,213.00
101093	20 INDEMNIZACION POR VACACIONE	58,500,000.00	11,868,500.00	41,806,136.00	11,868,500.00	41,806,136.00	11,868,500.00	41,806,136.00	11,868,500.00	41,806,136.00
102	SERVICIOS PERSONALES INDIRE-	683,000,000.00	9,620,036.00	573,874,807.00	9,620,036.00	573,874,807.00	39,586,558.00	361,769,220.00	39,586,558.00	361,769,220.00
10212	20 HONORARIOS	526,432,000.00	0.00	499,992,000.00	0.00	499,992,000.00	26,935,312.00	332,700,035.00	26,935,312.00	332,700,035.00
10214	20 REMUNERACION SERVICIOS TECI	156,568,000.00	9,620,036.00	73,882,807.00	9,620,036.00	73,882,807.00	12,651,246.00	29,069,185.00	12,651,246.00	29,069,185.00
105	CONTRIBUCIONES INHERENTES /	1,142,368,000.00	95,748,185.00	576,569,186.00	95,748,185.00	576,569,186.00	95,748,185.00	576,569,186.00	98,859,240.00	515,016,516.00
10501	20 ADMINISTRADAS POR EL SECTOF	624,368,000.00	47,830,639.00	313,957,602.00	47,830,639.00	313,957,602.00	47,830,639.00	313,957,602.00	49,770,769.00	269,800,879.00
10502	20 ADMINISTRADAS POR EL SECTOF	360,000,000.00	32,902,785.00	184,731,444.00	32,902,785.00	184,731,444.00	32,902,785.00	184,731,444.00	33,218,543.00	177,685,573.00
1056	20 APORTES AL ICBF	90,000,000.00	9,027,365.00	46,746,361.00	9,027,365.00	46,746,361.00	9,027,365.00	46,746,361.00	9,522,338.00	40,518,349.00
1057	20 APORTES AL SENA	17,000,000.00	1,504,304.00	7,791,452.00	1,504,304.00	7,791,452.00	1,504,304.00	7,791,452.00	1,587,023.00	6,753,506.00
1058	20 APORTES A LA ESAP	17,000,000.00	1,474,585.00	7,761,733.00	1,474,585.00	7,761,733.00	1,474,585.00	7,761,733.00	1,587,023.00	6,753,506.00
1059	20 APORTES ESCUELAS INDUSTRIAI	34,000,000.00	3,008,507.00	15,580,594.00	3,008,507.00	15,580,594.00	3,008,507.00	15,580,594.00	3,173,544.00	13,504,703.00
2	GASTOS GENERALES	1,695,000,000.00	238,117,918.00	1,275,822,428.00	94,980,461.00	1,114,765,471.04	189,618,290.00	746,590,935.04	189,618,290.00	746,590,935.04
20	GASTOS GENERALES	1,695,000,000.00	238,117,918.00	1,275,822,428.00	94,980,461.00	1,114,765,471.04	189,618,290.00	746,590,935.04	189,618,290.00	746,590,935.04
203	IMPUESTOS Y MULTAS	16,000,000.00	0.00	5,219,896.00	0.00	4,782,593.00	0.00	4,782,593.00	0.00	4,782,593.00
20350	20 IMPUESTOS Y CONTRIBUCIONES	16,000,000.00	0.00	5,219,896.00	0.00	4,782,593.00	0.00	4,782,593.00	0.00	4,782,593.00
204	ADQUISICION DE BIENES Y SERV	1,679,000,000.00	238,117,918.00	1,270,602,532.00	94,980,461.00	1,109,982,878.04	189,618,290.00	741,808,342.04	189,618,290.00	741,808,342.04

SINFAD

INFORME MENSUAL DE EJECUCION DEL PRESUPUESTO DE GASTOS  
 APROPIACIONES DE LA VIGENCIA

INSTITUTO NACIONAL DE CONCESIONES

SECCION: 2413 UNIDAD EJECUTORA: 00

MES: JULIO

VIGENCIA FISCAL: 2009

RECURSOS ADMINISTRADOS:			RECURSOS DE LA NACION:								
CODIFICACION PRESUPUESTAL	DESCRIPCION	APROPIACION VIGENTE	CERTIFICADOS DEL MES	CERTIFICADOS ACUMULADOS	COMPROMISOS MES	COMPROMISOS ACUMULADOS	OBLIGACIONES MES	OBLIGACIONES ACUMULADAS	PAGOS DEL MES	TOTAL PAGOS ACUMULADOS	
1	2	3	4	5	6	7	8	9	10	11	
20401	20	COMPRA DE EQUIPO	105,706,102.00	0.00	6,478,302.00	0.00	6,478,302.00	0.00	5,313,662.00	0.00	5,313,662.00
20402	20	ENSERES Y EQUIPOS DE OFICIN	17,224,402.00	0.00	3,944,053.00	0.00	3,944,053.00	0.00	3,944,053.00	0.00	3,944,053.00
20404	20	MATERIALES Y SUMINISTROS	131,955,894.00	2,098,386.00	79,379,808.00	2,098,386.00	79,379,808.00	17,463,533.00	60,349,297.00	17,463,533.00	60,349,297.00
20405	20	MANTENIMIENTO	158,130,643.00	6,773,166.00	110,371,816.00	6,773,165.00	110,371,815.00	16,294,223.00	72,720,721.00	16,294,223.00	72,720,721.00
20406	20	COMUNICACIONES Y TRANSPOR	69,617,906.00	439,999.00	61,924,095.00	439,999.00	61,924,095.00	16,472,213.00	31,281,754.00	16,472,213.00	31,281,754.00
20407	20	IMPRESOS Y PUBLICACIONES	57,387,218.00	12,874,375.00	24,898,197.00	6,850,375.00	18,848,412.00	2,876,945.00	7,171,892.00	2,876,945.00	7,171,892.00
20408	20	SERVICIOS PUBLICOS	277,215,798.00	0.00	274,377,122.00	3,394,136.00	266,272,921.04	33,023,631.00	200,748,859.04	33,023,631.00	200,748,859.04
20409	20	SEGUROS	261,040,000.00	173,610,114.00	250,221,102.00	33,050,114.00	107,151,102.00	32,863,571.00	95,749,015.00	32,863,571.00	95,749,015.00
20410	20	ARRENDAMIENTOS	5,020,005.00	0.00	5,020,000.00	0.00	5,020,000.00	0.00	4,963,501.00	0.00	4,963,501.00
20411	20	VIATICOS Y GASTOS DE VIAJE	371,480,332.00	22,575,370.00	348,860,122.00	22,575,370.00	348,330,135.00	49,765,783.00	208,838,217.00	49,765,783.00	208,838,217.00
20413	20	DEFENSA DE LA HACIENDA PUBL	60,153,656.00	0.00	0.00	0.00	0.00	0.00	0.00	0.00	0.00
20414	20	GASTOS JUDICIALES	10,525,367.00	0.00	461,840.00	0.00	461,840.00	0.00	461,840.00	0.00	461,840.00
20421	20	CAPACITACION BIENESTAR SOCI.	90,360,296.00	19,711,633.00	54,231,161.00	19,711,633.00	54,024,337.00	13,235,992.00	29,567,308.00	13,235,992.00	29,567,308.00
20422	20	GASTOS FINANCIEROS	3,443,083.00	0.00	3,012,000.00	52,408.00	353,144.00	52,408.00	353,144.00	52,408.00	353,144.00
20441	20	OTROS GASTOS POR ADQUISICIO	59,739,298.00	34,875.00	47,422,914.00	34,875.00	47,422,914.00	7,569,991.00	20,345,079.00	7,569,991.00	20,345,079.00
3		TRANSFERENCIAS CORRIENTES	3,856,000,000.00	1,014,500,000.00	1,014,500,000.00	0.00	0.00	0.00	0.00	0.00	0.00
32		TRANSFERENCIAS AL SECTOR PU	1,153,000,000.00	0.00	0.00	0.00	0.00	0.00	0.00	0.00	0.00
321		ORDEN NACIONAL	1,153,000,000.00	0.00	0.00	0.00	0.00	0.00	0.00	0.00	0.00
3211	10	CUOTA DE AUDITAJE	1,153,000,000.00	0.00	0.00	0.00	0.00	0.00	0.00	0.00	0.00
36		OTRAS TRANSFERENCIAS	2,703,000,000.00	1,014,500,000.00	1,014,500,000.00	0.00	0.00	0.00	0.00	0.00	0.00
363		DESTINATARIOS DE OTRAS TRAN	2,703,000,000.00	1,014,500,000.00	1,014,500,000.00	0.00	0.00	0.00	0.00	0.00	0.00
36326	20	PROV. G.TOS INSTIT. Y/O SECT. C	2,703,000,000.00	1,014,500,000.00	1,014,500,000.00	0.00	0.00	0.00	0.00	0.00	0.00
7		SERVICIO DE LA DEUDA INTERNA	69,061,400,000.00	0.00	66,908,315,171.13	0.00	66,908,315,171.13	0.00	54,749,105,171.13	0.00	54,749,105,171.13
71		AMORTIZACION DEUDA PUBLICA	69,061,400,000.00	0.00	66,908,315,171.13	0.00	66,908,315,171.13	0.00	54,749,105,171.13	0.00	54,749,105,171.13
711	11	NACION	69,061,400,000.00	0.00	66,908,315,171.13	0.00	66,908,315,171.13	0.00	54,749,105,171.13	0.00	54,749,105,171.13
113		MEJORAMIENTO Y MANTENIM. INF	499,227,675,999.00	301,200,000.00	366,943,717,927.00	1,455,800,000.00	359,637,682,847.00	10,929,304,103.00	223,452,548,142.00	18,655,660,341.25	191,178,904,380.25
113600		INTERSUBSECTORIAL TRANSPOR	342,611,690,000.00	0.00	342,611,690,000.00	0.00	342,611,690,000.00	9,999,240,000.00	219,406,690,000.00	17,725,596,238.25	187,133,046,238.25
113600125	10	MEJORAMIENTO ESTATAL NVOS.	342,611,690,000.00	0.00	342,611,690,000.00	0.00	342,611,690,000.00	9,999,240,000.00	219,406,690,000.00	17,725,596,238.25	187,133,046,238.25
113601		RED TRONCAL NACIONAL	39,208,250,000.00	0.00	10,208,250,000.00	0.00	10,208,250,000.00	0.00	0.00	0.00	0.00
1136011	10	MEJORAMIENTO CONSTRUCCION C	39,208,250,000.00	0.00	10,208,250,000.00	0.00	10,208,250,000.00	0.00	0.00	0.00	0.00
113605		TRANSPORTE FERREO	117,407,735,999.00	301,200,000.00	14,123,777,927.00	1,455,800,000.00	6,817,742,847.00	930,064,103.00	4,045,858,142.00	930,064,103.00	4,045,858,142.00
11360510	20	MEJORAMIENTO DEL SISTEMA FE	50,748,679,797.00	0.00	0.00	0.00	0.00	0.00	0.00	0.00	0.00
11360510	21	MEJORAMIENTO DEL SISTEMA FE	23,688,000,000.00	0.00	3,600,000,000.00	0.00	0.00	0.00	0.00	0.00	0.00
1136057	20	REHABILITACION VIAS FERREAS I	42,971,056,202.00	301,200,000.00	10,523,777,927.00	1,455,800,000.00	6,817,742,847.00	930,064,103.00	4,045,858,142.00	930,064,103.00	4,045,858,142.00
530		ATENCION, CONTROL Y ORGAN. I	216,945,618,741.00	5,133,742,592.00	171,536,615,924.00	453,651,548.00	155,530,464,530.00	445,389,019.00	94,749,283,447.00	24,180,739,585.42	94,749,283,447.00
530600		INTERSUBSECTORIAL TRANSPOR	216,945,618,741.00	5,133,742,592.00	171,536,615,924.00	453,651,548.00	155,530,464,530.00	445,389,019.00	94,749,283,447.00	24,180,739,585.42	94,749,283,447.00
530600101	10	APOYO DOTACION TEC Y ADTIVO	3,710,338,000.00	317,429,624.00	317,429,624.00	317,429,624.00	317,429,624.00	0.00	0.00	0.00	0.00

SINFAD

**INFORME MENSUAL DE EJECUCION DEL PRESUPUESTO DE GASTOS  
APROPIACIONES DE LA VIGENCIA**

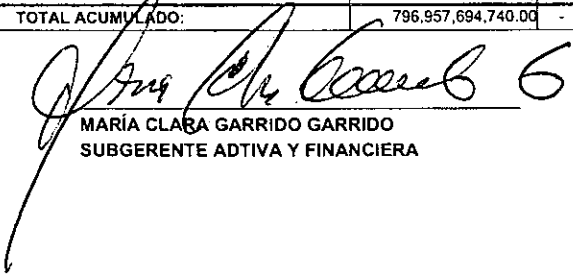
**INSTITUTO NACIONAL DE CONCESIONES**


SECCION: 2413 UNIDAD EJECUTORA: 00


MES: JULIO

VIGENCIA FISCAL: 2009

RECURSOS ADMINISTRADOS:		RECURSOS DE LA NACION:								
CODIFICACION PRESUPUESTAL	DESCRIPCION	APROPIACION VIGENTE	CERTIFICADOS DEL MES	CERTIFICADOS ACUMULADOS	COMPROMISOS MES	COMPROMISOS ACUMULADOS	OBLIGACIONES MES	OBLIGACIONES ACUMULADAS	PAGOS DEL MES	TOTAL PAGOS ACUMULADOS
1	2	3	4	5	6	7	8	9	10	11
530600101	20 APOYO DOTACIÓN TÈC Y ADTIVO	6,592,264,001.00	- 168,534,176.00	4,161,885,340.00	136,221,924.00	3,446,791,216.00	432,165,019.00	2,839,039,839.00	432,165,019.00	2,839,039,839.00
5306003	10 APY GES. EST. OBRAS COMPLEM.	202,687,478,000.00	- 5,798,662,000.00	166,203,441,000.00	0.00	151,488,000,000.00	0.00	91,650,000,000.00	23,735,350,566.42	91,650,000,000.00
5306004	10 APOYO GEST. EDO. ASESORIAS \	3,688,324,000.00	248,809,220.00	586,645,220.00	0.00	278,243,690.00	13,224,000.00	260,243,608.00	13,224,000.00	260,243,608.00
5306004	25 APOYO GEST. EDO. ASESORIAS \	267,214,740.00	267,214,740.00	267,214,740.00	0.00	0.00	0.00	0.00	0.00	0.00
<b>SUBTOTAL</b>		796,957,694,740.00	- 3,715,760,498.00	610,844,337,091.13	2,473,596,279.00	586,340,210,873.17	12,063,442,204.00	376,634,404,962.17	43,528,537,063.67	344,281,227,130.42
<b>TOTAL ACUMULADO:</b>		796,957,694,740.00	- 3,715,760,498.00	610,844,337,091.13	2,473,596,279.00	586,340,210,873.17	12,063,442,204.00	376,634,404,962.17	43,528,537,063.67	344,281,227,130.42

  
**MARÍA CLARA GARRIDO GARRIDO**  
 SUBGERENTE ADTIVA Y FINANCIERA

  
**NELCY JENITH MALDONADO BALLE**  
 PROFESIONAL ESPECIALIZADO - TESORERA

  
**ELSA LILIANA LIÉVANO TORRES**  
 PROF. ESP. CON FUNCIONES DE JEFE DE PRESL