

INFORME DE LA APROPIACION PRESUPUESTAL DE EGRESOS

ENTIDAD: INSTITUTO NACIONAL DE CONCESIONES

MES REPORTADO JUNIO

Page 1 of 4

SECCION: 2413

UNIDAD EJECUTORA: 00

VIGENCIA FISCAL: 2009

PINER050

REGIONAL: CONSOLIDADO.

08/07/2009

RECURSOS ADMINISTRADOS:				RECURSOS DE LA NACION:						
IDENTIFICACION PRESUPUESTAL			APROPIACION INICIAL (1)	MODIFICACIONES DEL MES (2)			TOTAL MODIFICACIONES MES (4)	TOTAL MODIFICACIONES ACUMULADAS (5)	APROPIACION DEFINITIVA (6)= (1) + (5)	
CODIGO	REC	CONCEPTO		TRASLADOS		REDUCCIONES				ADICIONES
				CONTRACRE.	CREDITOS					
1		GASTOS DE PERSONAL	6,172,000,000.00	0.00	0.00	0.00	0.00	0.00	6,172,000,000.00	
10		GASTOS DE PERSONAL	6,172,000,000.00	0.00	0.00	0.00	0.00	0.00	6,172,000,000.00	
101		SERVICIOS PERSONALES ASO	4,260,000,000.00	0.00	0.00	0.00	0.00	86,632,000.00	4,346,632,000.00	
10101		SUELDOS DEL PERSONAL DE P	2,615,000,000.00	0.00	0.00	0.00	0.00	0.00	2,615,000,000.00	
101011	20	SUELDOS	2,425,000,000.00	0.00	0.00	0.00	0.00	0.00	2,425,000,000.00	
101012	20	SUELDO DE VACACIONES	165,000,000.00	0.00	0.00	0.00	0.00	0.00	165,000,000.00	
101014	20	INCAPACIDADES Y LICENCIAS I	25,000,000.00	0.00	0.00	0.00	0.00	0.00	25,000,000.00	
10104		PRIMA TECNICA	656,000,000.00	0.00	0.00	0.00	0.00	0.00	656,000,000.00	
101042	20	PRIMA TECNICA NO SALARIAL	656,000,000.00	0.00	0.00	0.00	0.00	0.00	656,000,000.00	
10105		OTROS	625,000,000.00	0.00	0.00	0.00	0.00	0.00	625,000,000.00	
1010502	20	BONIFICACION POR SERVICIOS	80,000,000.00	0.00	0.00	0.00	0.00	0.00	80,000,000.00	
1010505	20	BONIFICACION ESPECIAL DE R	16,000,000.00	0.00	0.00	0.00	0.00	0.00	16,000,000.00	
1010512	20	SUBSIDIO DE ALIMENTACION	4,500,000.00	0.00	0.00	0.00	0.00	0.00	4,500,000.00	
1010513	20	AUXILIO DE TRANSPORTE	642,000.00	0.00	0.00	0.00	0.00	0.00	642,000.00	
1010514	20	PRIMA DE SERVICIOS	110,758,000.00	0.00	0.00	0.00	0.00	0.00	110,758,000.00	
1010515	20	PRIMA DE VACACIONES	140,000,000.00	0.00	0.00	0.00	0.00	0.00	140,000,000.00	
1010516	20	PRIMA DE NAVIDAD	245,000,000.00	0.00	0.00	0.00	0.00	0.00	245,000,000.00	
1010592	20	BONIFICACION DE DIRECCION	28,100,000.00	0.00	0.00	0.00	0.00	0.00	28,100,000.00	
10108	20	OTROS GASTOS PERSONAL (D	359,000,000.00	0.00	0.00	0.00	0.00	0.00	359,000,000.00	
10109		HORAS EXTRAS DIAS FESTIVO	5,000,000.00	0.00	0.00	0.00	0.00	86,632,000.00	91,632,000.00	
101091	20	HORAS EXTRAS DIAS FESTIVO	4,000,000.00	0.00	0.00	0.00	0.00	29,132,000.00	33,132,000.00	
101093	20	INDEMNIZACION POR VACACIO	1,000,000.00	0.00	0.00	0.00	0.00	57,500,000.00	58,500,000.00	
102		SERVICIOS PERSONALES INDII	683,000,000.00	0.00	0.00	0.00	0.00	0.00	683,000,000.00	
10212	20	HONORARIOS	271,080,000.00	0.00	0.00	0.00	0.00	255,352,000.00	526,432,000.00	
10214	20	REMUNERACION SERVICIOS TI	411,920,000.00	0.00	0.00	0.00	0.00	- 255,352,000.00	156,568,000.00	
105		CONTRIBUCIONES INHERENTE	1,229,000,000.00	0.00	0.00	0.00	0.00	- 86,632,000.00	1,142,368,000.00	
10501	20	ADMINISTRADAS POR EL SECT	711,000,000.00	0.00	0.00	0.00	0.00	- 86,632,000.00	624,368,000.00	
10502	20	ADMINISTRADAS POR EL SECT	360,000,000.00	0.00	0.00	0.00	0.00	0.00	360,000,000.00	
1056	20	APORTES AL ICBF	90,000,000.00	0.00	0.00	0.00	0.00	0.00	90,000,000.00	
1057	20	APORTES AL SENA	17,000,000.00	0.00	0.00	0.00	0.00	0.00	17,000,000.00	
1058	20	APORTES A LA ESAP	17,000,000.00	0.00	0.00	0.00	0.00	0.00	17,000,000.00	
1059	20	APORTES ESCUELAS INDUSTR	34,000,000.00	0.00	0.00	0.00	0.00	0.00	34,000,000.00	
20		GASTOS GENERALES	1,695,000,000.00	0.00	0.00	0.00	0.00	0.00	1,695,000,000.00	
203		GASTOS GENERALES	1,695,000,000.00	0.00	0.00	0.00	0.00	0.00	1,695,000,000.00	
203		IMPUESTOS Y MULTAS	16,000,000.00	0.00	0.00	0.00	0.00	0.00	16,000,000.00	
20350	20	IMPUESTOS Y CONTRIBUCIONI	16,000,000.00	0.00	0.00	0.00	0.00	0.00	16,000,000.00	
204		ADQUISICION DE BIENES Y SEI	1,679,000,000.00	0.00	0.00	0.00	0.00	0.00	1,679,000,000.00	
20401	20	COMPRA DE EQUIPO	105,706,102.00	0.00	0.00	0.00	0.00	0.00	105,706,102.00	

INFORME DE LA APROPIACION PRESUPUESTAL DE EGRESOS

ENTIDAD: INSTITUTO NACIONAL DE CONCESIONES
 SECCION: 2413 UNIDAD EJECUTORA: 00

MES REPORTADO JUNIO
 VIGENCIA FISCAL: 2009
 REGIONAL: CONSOLIDADO.

Page 2 of 4
 PINER050
 08/07/2009

RECURSOS ADMINISTRADOS:				RECURSOS DE LA NACION:							
IDENTIFICACION PRESUPUESTAL			APROPIACION INICIAL (1)	MODIFICACIONES DEL MES (2)			TOTAL MODIFICACIONES MES (4)	TOTAL MODIFICACIONES ACUMULADAS (5)	APROPIACION DEFINITIVA (6)= (1) + (5)		
CODIGO	REC	CONCEPTO		TRASLADOS		REDUCCIONES				ADICIONES	
				CONTRACRE.	CREDITOS						
20402	20	ENSERES Y EQUIPOS DE OFICI	17,224,402.00	0.00	0.00	0.00	0.00	0.00	17,224,402.00		
20404	20	MATERIALES Y SUMINISTROS	131,955,894.00	0.00	0.00	0.00	0.00	0.00	131,955,894.00		
20405	20	MANTENIMIENTO	158,130,643.00	0.00	0.00	0.00	0.00	0.00	158,130,643.00		
20406	20	COMUNICACIONES Y TRANSPC	69,617,906.00	0.00	0.00	0.00	0.00	0.00	69,617,906.00		
20407	20	IMPRESOS Y PUBLICACIONES	57,387,218.00	0.00	0.00	0.00	0.00	0.00	57,387,218.00		
20408	20	SERVICIOS PUBLICOS	277,215,798.00	0.00	0.00	0.00	0.00	0.00	277,215,798.00		
20409	20	SEGUROS	261,040,000.00	0.00	0.00	0.00	0.00	0.00	261,040,000.00		
20410	20	ARRENDAMIENTOS	5,020,005.00	0.00	0.00	0.00	0.00	0.00	5,020,005.00		
20411	20	VIATICOS Y GASTOS DE VIAJE	371,480,332.00	0.00	0.00	0.00	0.00	0.00	371,480,332.00		
20413	20	DEFENSA DE LA HACIENDA PU	60,153,656.00	0.00	0.00	0.00	0.00	0.00	60,153,656.00		
20414	20	GASTOS JUDICIALES	10,525,367.00	0.00	0.00	0.00	0.00	0.00	10,525,367.00		
20421	20	CAPACITACION BIENESTAR SC	90,360,296.00	0.00	0.00	0.00	0.00	0.00	90,360,296.00		
20422	20	GASTOS FINANCIEROS	3,443,083.00	0.00	0.00	0.00	0.00	0.00	3,443,083.00		
20441	20	OTROS GASTOS POR ADQUISIT	59,739,298.00	0.00	0.00	0.00	0.00	0.00	59,739,298.00		
3		TRANSFERENCIAS CORRIENTE	3,856,000,000.00	0.00	0.00	0.00	0.00	0.00	3,856,000,000.00		
32		TRANSFERENCIAS AL SECTOR	1,153,000,000.00	0.00	0.00	0.00	0.00	0.00	1,153,000,000.00		
321		ORDEN NACIONAL	1,153,000,000.00	0.00	0.00	0.00	0.00	0.00	1,153,000,000.00		
3211	10	CUOTA DE AUDITAJE	1,153,000,000.00	0.00	0.00	0.00	0.00	0.00	1,153,000,000.00		
36		OTRAS TRANSFERENCIAS	2,703,000,000.00	0.00	0.00	0.00	0.00	0.00	2,703,000,000.00		
363		DESTINATARIOS DE OTRAS TR	2,703,000,000.00	0.00	0.00	0.00	0.00	0.00	2,703,000,000.00		
36326	20	PROV. GTOS INSTIT. Y/O SECT	2,703,000,000.00	0.00	0.00	0.00	0.00	0.00	2,703,000,000.00		
7		SERVICIO DE LA DEUDA INTER	69,061,400,000.00	0.00	0.00	0.00	0.00	0.00	69,061,400,000.00		
71		AMORTIZACIÓN DEUDA PÚBLIC	69,061,400,000.00	0.00	0.00	0.00	0.00	0.00	69,061,400,000.00		
711	11	NACIÓN	69,061,400,000.00	0.00	0.00	0.00	0.00	0.00	69,061,400,000.00		
113		MEJORAMIENTO Y MANTENIM.	499,227,675,999.00	0.00	0.00	0.00	0.00	0.00	499,227,675,999.00		
113600		INTERSUBSECTORIAL TRANSP	342,611,690,000.00	0.00	0.00	0.00	0.00	0.00	342,611,690,000.00		
113600125	10	MEJORAMIENTO ESTATAL NVC	342,611,690,000.00	0.00	0.00	0.00	0.00	0.00	342,611,690,000.00		
113601		RED TRONCAL NACIONAL	39,208,250,000.00	0.00	0.00	0.00	0.00	0.00	39,208,250,000.00		
1136011	10	MEJORAMIENTO CONSTRUCCIO	39,208,250,000.00	0.00	0.00	0.00	0.00	0.00	39,208,250,000.00		
113605		TRANSPORTE FÉRREO	117,407,735,999.00	0.00	0.00	0.00	0.00	0.00	117,407,735,999.00		
11360510	20	MEJORAMIENTO DEL SISTEMA	50,748,679,797.00	0.00	0.00	0.00	0.00	0.00	50,748,679,797.00		
11360510	21	MEJORAMIENTO DEL SISTEMA	23,688,000,000.00	0.00	0.00	0.00	0.00	0.00	23,688,000,000.00		
1136057	20	REHABILITACIÓN VÍAS FÉRREA	42,971,056,202.00	0.00	0.00	0.00	0.00	0.00	42,971,056,202.00		
530		ATENCIÓN, CONTROL Y ORGAI	216,678,404,001.00	0.00	0.00	0.00	267,214,740.00	267,214,740.00	216,945,618,741.00		
530600		INTERSUBSECTORIAL TRANSP	216,678,404,001.00	0.00	0.00	0.00	267,214,740.00	267,214,740.00	216,945,618,741.00		
530600101	20	APOYO DOTACIÓN TÉC Y ADT	6,592,264,001.00	0.00	0.00	0.00	0.00	0.00	6,592,264,001.00		
5306003	10	APY GES. EST. OBRAS COMPLE	208,486,140,000.00	0.00	0.00	0.00	0.00	0.00	208,486,140,000.00		
5306004	10	APOYO GEST. EDO. ASESORIA	1,600,000,000.00	0.00	0.00	0.00	0.00	0.00	1,600,000,000.00		


INFORME DE LA APROPIACION PRESUPUESTAL DE EGRESOS


ENTIDAD: INSTITUTO NACIONAL DE CONCESIONES
 SECCION: 2413 UNIDAD EJECUTORA: 00


MES REPORTADO JUNIO
 VIGENCIA FISCAL: 2009
 REGIONAL: CONSOLIDADO.

Page 3 of 4
 PINER050
 08/07/2009

RECURSOS ADMINISTRADOS:				RECURSOS DE LA NACION:						
IDENTIFICACION PRESUPUESTAL			APROPIACION INICIAL (1)	MODIFICACIONES DEL MES (2)			TOTAL MODIFICACIONES MES (4)	TOTAL MODIFICACIONES ACUMULADAS (5)	APROPIACION DEFINITIVA (6)= (1) + (5)	
CODIGO	REC	CONCEPTO		TRASLADOS		REDUCCIONES				ADICIONES
				CONTRACRE.	CREDITOS					
5306004	25	APOYO GEST. EDO. ASESORIA	0.00	0.00	0.00	0.00	267,214,740.00	267,214,740.00	267,214,740.00	267,214,740.00
SUB TOTAL:			796,690,480,000.00	.00	0.00	0.00	267,214,740.00	267,214,740.00	267,214,740.00	796,957,694,740.00
TOTAL PRESUPUESTO:			796.690.480.000.00	0.00	0.00	0.00	267,214,740.00	267,214,740.00	267,214,740.00	796,957,694,740.00


 MARÍA CLARA GARRIDO GARRIDO
 SUBGERENTE ADTIVA Y FINANCIERA


 NELCY JENITH MALDONADO BALLEEN
 PROFESIONAL ESPECIALIZADO - TESORERA


 EL SA LILIANA LIÉVANO TORRES
 PROF. ESP. CON FUNCIONES DE JEFE DE PRESUPUE

INFORME MENSUAL DE EJECUCION DEL PRESUPUESTO DE GASTOS
 APROPIACIONES DE LA VIGENCIA

INSTITUTO NACIONAL DE CONCESIONES

SECCION: 2413

UNIDAD EJECUTORA: 00

MES: JUNIO

VIGENCIA FISCAL: 2009

RECURSOS ADMINISTRADOS:							RECURSOS DE LA NACION:			
CODIFICACION PRESUPUESTAL	DESCRIPCION	APROPIACION VIGENTE	CERTIFICADOS DEL MES	CERTIFICADOS ACUMULADOS	COMPROMISOS MES	COMPROMISOS ACUMULADOS	OBLIGACIONES MES	OBLIGACIONES ACUMULADAS	PAGOS DEL MES	TOTAL PAGOS ACUMULADOS
1	2	3	4	5	6	7	8	9	10	11
1	GASTOS DE PERSONAL	6,172,000,000.00	413,201,878.00	2,698,801,465.00	415,756,256.00	2,679,818,584.00	433,710,630.00	2,437,746,475.00	435,380,143.00	2,354,824,350.00
10	GASTOS DE PERSONAL	6,172,000,000.00	413,201,878.00	2,698,801,465.00	415,756,256.00	2,679,818,584.00	433,710,630.00	2,437,746,475.00	435,380,143.00	2,354,824,350.00
101	SERVICIOS PERSONALES ASOCIA	4,346,632,000.00	301,408,236.00	1,653,725,693.00	303,962,614.00	1,634,742,812.00	303,962,614.00	1,634,742,812.00	305,427,614.00	1,616,484,412.00
10101	SUELDOS DEL PERSONAL DE NOI	2,615,000,000.00	196,255,761.00	1,179,259,720.00	196,255,761.00	1,179,259,720.00	196,255,761.00	1,179,259,720.00	197,720,761.00	1,161,001,320.00
101011	20 SUELDOS	2,425,000,000.00	186,030,855.00	1,136,802,484.00	186,030,855.00	1,136,802,484.00	186,030,855.00	1,136,802,484.00	187,495,855.00	1,118,544,084.00
101012	20 SUeldo DE VACACIONES	165,000,000.00	10,165,311.00	42,196,696.00	10,165,311.00	42,196,696.00	10,165,311.00	42,196,696.00	10,165,311.00	42,196,696.00
101014	20 INCAPACIDADES Y LICENCIAS DE	25,000,000.00	59,595.00	260,540.00	59,595.00	260,540.00	59,595.00	260,540.00	59,595.00	260,540.00
10104	PRIMA TECNICA	656,000,000.00	53,839,299.00	320,579,311.00	53,839,299.00	320,579,311.00	53,839,299.00	320,579,311.00	53,839,299.00	320,579,311.00
101042	20 PRIMA TECNICA NO SALARIAL	656,000,000.00	53,839,299.00	320,579,311.00	53,839,299.00	320,579,311.00	53,839,299.00	320,579,311.00	53,839,299.00	320,579,311.00
10105	OTROS	625,000,000.00	25,288,575.00	90,817,026.00	25,288,575.00	90,817,026.00	25,288,575.00	90,817,026.00	25,288,575.00	90,817,026.00
1010502	20 BONIFICACION POR SERVICIOS PI	80,000,000.00	10,915,951.00	36,145,035.00	10,915,951.00	36,145,035.00	10,915,951.00	36,145,035.00	10,915,951.00	36,145,035.00
1010505	20 BONIFICACION ESPECIAL DE REC	16,000,000.00	1,554,793.00	5,279,586.00	1,554,793.00	5,279,586.00	1,554,793.00	5,279,586.00	1,554,793.00	5,279,586.00
1010512	20 SUBSIDIO DE ALIMENTACION	4,500,000.00	284,016.00	1,589,137.00	284,016.00	1,589,137.00	284,016.00	1,589,137.00	284,016.00	1,589,137.00
1010513	20 AUXILIO DE TRANSPORTE	642,000.00	0.00	0.00	0.00	0.00	0.00	0.00	0.00	0.00
1010514	20 PRIMA DE SERVICIOS	110,758,000.00	0.00	4,339,457.00	0.00	4,339,457.00	0.00	4,339,457.00	0.00	4,339,457.00
1010515	20 PRIMA DE VACACIONES	140,000,000.00	12,533,815.00	41,735,161.00	12,533,815.00	41,735,161.00	12,533,815.00	41,735,161.00	12,533,815.00	41,735,161.00
1010516	20 PRIMA DE NAVIDAD	245,000,000.00	0.00	1,728,650.00	0.00	1,728,650.00	0.00	1,728,650.00	0.00	1,728,650.00
1010592	20 BONIFICACION DE DIRECCION	28,100,000.00	0.00	0.00	0.00	0.00	0.00	0.00	0.00	0.00
10108	20 OTROS GASTOS PERSONAL (DIST	359,000,000.00	0.00	0.00	0.00	0.00	0.00	0.00	0.00	0.00
10109	HORAS EXTRAS DIAS FESTIVOS E	91,632,000.00	26,024,601.00	63,069,636.00	28,578,979.00	44,086,755.00	28,578,979.00	44,086,755.00	28,578,979.00	44,086,755.00
101091	20 HORAS EXTRAS DIAS FESTIVOS	33,132,000.00	0.00	33,132,000.00	2,554,378.00	14,149,119.00	2,554,378.00	14,149,119.00	2,554,378.00	14,149,119.00
101093	20 INDEMNIZACION POR VACACIONE	58,500,000.00	26,024,601.00	29,937,636.00	26,024,601.00	29,937,636.00	26,024,601.00	29,937,636.00	26,024,601.00	29,937,636.00
102	SERVICIOS PERSONALES INDIRECT	683,000,000.00	27,409,200.00	564,254,771.00	27,409,200.00	564,254,771.00	45,363,574.00	322,182,662.00	45,363,574.00	322,182,662.00
10212	20 HONORARIOS	526,432,000.00	0.00	499,992,000.00	0.00	499,992,000.00	40,292,528.00	305,764,723.00	40,292,528.00	305,764,723.00
10214	20 REMUNERACION SERVICIOS TECI	156,568,000.00	27,409,200.00	64,262,771.00	27,409,200.00	64,262,771.00	5,071,046.00	16,417,939.00	5,071,046.00	16,417,939.00
105	CONTRIBUCIONES INHERENTES A	1,142,368,000.00	84,384,442.00	480,821,001.00	84,384,442.00	480,821,001.00	84,384,442.00	480,821,001.00	84,588,955.00	416,157,276.00
10501	20 ADMINISTRADAS POR EL SECTOR	624,368,000.00	46,096,853.00	266,126,963.00	46,096,853.00	266,126,963.00	46,096,853.00	266,126,963.00	45,713,425.00	220,030,110.00
10502	20 ADMINISTRADAS POR EL SECTOR	360,000,000.00	27,082,346.00	151,828,659.00	27,082,346.00	151,828,659.00	27,082,346.00	151,828,659.00	27,719,485.00	144,467,030.00
1056	20 APORTES AL ICBF	90,000,000.00	6,722,985.00	37,718,996.00	6,722,985.00	37,718,996.00	6,722,985.00	37,718,996.00	6,692,965.00	30,996,011.00
1057	20 APORTES AL SENA	17,000,000.00	1,120,665.00	6,287,148.00	1,120,665.00	6,287,148.00	1,120,665.00	6,287,148.00	1,116,046.00	5,166,483.00
1058	20 APORTES A LA ESAP	17,000,000.00	1,120,665.00	6,287,148.00	1,120,665.00	6,287,148.00	1,120,665.00	6,287,148.00	1,116,046.00	5,166,483.00
1059	20 APORTES ESCUELAS INDUSTRIAL	34,000,000.00	2,240,928.00	12,572,087.00	2,240,928.00	12,572,087.00	2,240,928.00	12,572,087.00	2,230,988.00	10,331,159.00
2	GASTOS GENERALES	1,695,000,000.00	17,503,905.00	1,037,704,510.00	24,221,797.00	1,019,785,010.04	160,577,178.00	556,972,645.04	160,577,178.00	556,972,645.04
20	GASTOS GENERALES	1,695,000,000.00	17,503,905.00	1,037,704,510.00	24,221,797.00	1,019,785,010.04	160,577,178.00	556,972,645.04	160,577,178.00	556,972,645.04
203	IMPUESTOS Y MULTAS	16,000,000.00	0.00	5,219,896.00	0.00	4,782,593.00	0.00	4,782,593.00	0.00	4,782,593.00
20350	20 IMPUESTOS Y CONTRIBUCIONES	16,000,000.00	0.00	5,219,896.00	0.00	4,782,593.00	0.00	4,782,593.00	0.00	4,782,593.00
204	ADQUISICION DE BIENES Y SERVI	1,679,000,000.00	17,503,905.00	1,032,484,614.00	24,221,797.00	1,015,002,417.04	160,577,178.00	552,190,052.04	160,577,178.00	552,190,052.04

INFORME MENSUAL DE EJECUCION DEL PRESUPUESTO DE GASTOS
 APROPIACIONES DE LA VIGENCIA

INSTITUTO NACIONAL DE CONCESIONES

SECCION: 2413 UNIDAD EJECUTORA: 00

MES: JUNIO

VIGENCIA FISCAL: 2009

RECURSOS ADMINISTRADOS:							RECURSOS DE LA NACION:				
CODIFICACION PRESUPUESTAL		DESCRIPCION	APROPIACION VIGENTE	CERTIFICADOS DEL MES	CERTIFICADOS ACUMULADOS	COMPROMISOS MES	COMPROMISOS ACUMULADOS	OBLIGACIONES MES	OBLIGACIONES ACUMULADAS	PAGOS DEL MES	TOTAL PAGOS ACUMULADOS
1	2	3	4	5	6	7	8	9	10	11	
20401	20	COMPRA DE EQUIPO	105,706,102.00	0.00	6,478,302.00	0.00	6,478,302.00	0.00	5,313,662.00	0.00	5,313,662.00
20402	20	ENSERES Y EQUIPOS DE OFICIN	17,224,402.00	0.00	3,944,053.00	0.00	3,944,053.00	0.00	3,944,053.00	0.00	3,944,053.00
20404	20	MATERIALES Y SUMINISTROS	131,955,894.00	803,200.00	77,281,422.00	2,635,994.00	77,281,422.00	0.00	42,885,764.00	0.00	42,885,764.00
20405	20	MANTENIMIENTO	158,130,643.00	0.00	103,598,650.00	0.00	103,598,650.00	14,581,207.00	56,426,498.00	14,581,207.00	56,426,498.00
20406	20	COMUNICACIONES Y TRANSPORT	69,617,906.00	0.00	61,484,096.00	0.00	61,484,096.00	7,882,203.00	14,809,541.00	7,882,203.00	14,809,541.00
20407	20	IMPRESOS Y PUBLICACIONES	57,387,218.00	2,201,170.00	12,023,822.00	2,201,170.00	11,998,037.00	0.00	4,294,947.00	0.00	4,294,947.00
20408	20	SERVICIOS PUBLICOS	277,215,798.00	0.00	274,377,122.00	1,681,013.00	262,878,785.04	29,405,941.00	167,725,228.04	29,405,941.00	167,725,228.04
20409	20	SEGUROS	261,040,000.00	0.00	76,610,988.00	0.00	74,100,988.00	56,604,878.00	62,885,444.00	56,604,878.00	62,885,444.00
20410	20	ARRENDAMIENTOS	5,020,005.00	0.00	5,020,000.00	0.00	5,020,000.00	0.00	4,963,501.00	0.00	4,963,501.00
20411	20	VIATICOS Y GASTOS DE VIAJE	371,480,332.00	14,439,295.00	326,284,752.00	14,439,295.00	325,754,765.00	35,385,516.00	159,072,434.00	35,385,516.00	159,072,434.00
20413	20	DEFENSA DE LA HACIENDA PUBLI	60,153,656.00	0.00	0.00	0.00	0.00	0.00	0.00	0.00	0.00
20414	20	GASTOS JUDICIALES	10,525,367.00	60,240.00	461,840.00	60,240.00	461,840.00	60,240.00	461,840.00	60,240.00	461,840.00
20421	20	CAPACITACIÓN BIENESTAR SOCI	90,360,296.00	0.00	34,519,528.00	3,144,528.00	34,312,704.00	11,023,692.00	16,331,316.00	11,023,692.00	16,331,316.00
20422	20	GASTOS FINANCIEROS	3,443,083.00	0.00	3,012,000.00	59,557.00	300,736.00	59,557.00	300,736.00	59,557.00	300,736.00
20441	20	OTROS GASTOS POR ADQUISICIO	59,739,298.00	0.00	47,388,039.00	0.00	47,388,039.00	5,573,944.00	12,775,088.00	5,573,944.00	12,775,088.00
3		TRANSFERENCIAS CORRIENTES	3,856,000,000.00	0.00	0.00	0.00	0.00	0.00	0.00	0.00	0.00
32		TRANSFERENCIAS AL SECTOR PL	1,153,000,000.00	0.00	0.00	0.00	0.00	0.00	0.00	0.00	0.00
321		ORDEN NACIONAL	1,153,000,000.00	0.00	0.00	0.00	0.00	0.00	0.00	0.00	0.00
3211	10	CUOTA DE AUDITAJE	1,153,000,000.00	0.00	0.00	0.00	0.00	0.00	0.00	0.00	0.00
36		OTRAS TRANSFERENCIAS	2,703,000,000.00	0.00	0.00	0.00	0.00	0.00	0.00	0.00	0.00
363		DESTINATARIOS DE OTRAS TRAN	2,703,000,000.00	0.00	0.00	0.00	0.00	0.00	0.00	0.00	0.00
36326	20	PROV. GTOS INSTIT. Y/O SECT. C	2,703,000,000.00	0.00	0.00	0.00	0.00	0.00	0.00	0.00	0.00
7		SERVICIO DE LA DEUDA INTERNA	69,061,400,000.00	0.00	66,908,315,171.13	0.00	66,908,315,171.13	11,728,000,000.00	54,749,105,171.13	11,728,000,000.00	54,749,105,171.13
71		AMORTIZACIÓN DEUDA PÚBLICA I	69,061,400,000.00	0.00	66,908,315,171.13	0.00	66,908,315,171.13	11,728,000,000.00	54,749,105,171.13	11,728,000,000.00	54,749,105,171.13
711	11	NACIÓN	69,061,400,000.00	0.00	66,908,315,171.13	0.00	66,908,315,171.13	11,728,000,000.00	54,749,105,171.13	11,728,000,000.00	54,749,105,171.13
113		MEJORAMIENTO Y MANTENIM. INF	499,227,675,999.00	11,756,240,000.00	367,244,917,927.00	9,999,240,000.00	358,181,882,847.00	55,569,585,160.00	212,523,244,039.00	102,047,835,160.00	172,523,244,039.00
113600		INTERSUBSECTORIAL TRANSPOR	342,611,690,000.00	9,999,240,000.00	342,611,690,000.00	9,999,240,000.00	342,611,690,000.00	55,000,000,000.00	209,407,450,000.00	101,478,250,000.00	169,407,450,000.00
113600125	10	MEJORAMIENTO ESTATAL NVOS.	342,611,690,000.00	9,999,240,000.00	342,611,690,000.00	9,999,240,000.00	342,611,690,000.00	55,000,000,000.00	209,407,450,000.00	101,478,250,000.00	169,407,450,000.00
113601		RED TRONCAL NACIONAL	39,208,250,000.00	0.00	10,208,250,000.00	0.00	10,208,250,000.00	0.00	0.00	0.00	0.00
1136011	10	MEJORAMIENTO CONSTRUCCION C	39,208,250,000.00	0.00	10,208,250,000.00	0.00	10,208,250,000.00	0.00	0.00	0.00	0.00
113605		TRANSPORTE FÉRREO	117,407,735,999.00	1,757,000,000.00	14,424,977,927.00	0.00	5,361,942,847.00	569,585,160.00	3,115,794,039.00	569,585,160.00	3,115,794,039.00
11360510	20	MEJORAMIENTO DEL SISTEMA FE	50,748,679,797.00	0.00	0.00	0.00	0.00	0.00	0.00	0.00	0.00
11360510	21	MEJORAMIENTO DEL SISTEMA FE	23,688,000,000.00	0.00	3,600,000,000.00	0.00	0.00	0.00	0.00	0.00	0.00
1136057	20	REHABILITACIÓN VÍAS FÉRREAS I	42,971,056,202.00	1,757,000,000.00	10,824,977,927.00	0.00	5,361,942,847.00	569,585,160.00	3,115,794,039.00	569,585,160.00	3,115,794,039.00
530		ATENCIÓN, CONTROL Y ORGAN. II	216,945,618,741.00	14,873,809,460.00	176,670,358,516.00	113,751,185.00	155,076,812,982.00	1,093,217,533.00	94,303,894,428.00	1,093,217,533.00	70,568,543,861.58
530600		INTERSUBSECTORIAL TRANSPOR	216,945,618,741.00	14,873,809,460.00	176,670,358,516.00	113,751,185.00	155,076,812,982.00	1,093,217,533.00	94,303,894,428.00	1,093,217,533.00	70,568,543,861.58
530600101	20	APOYO DOTACIÓN TÉC Y ADTIVO	6,592,264,001.00	251,265,460.00	4,330,419,516.00	113,751,185.00	3,310,569,292.00	846,197,925.00	2,406,874,820.00	846,197,925.00	2,406,874,820.00

INFORME MENSUAL DE EJECUCION DEL PRESUPUESTO DE GASTOS
 APROPIACIONES DE LA VIGENCIA


INSTITUTO NACIONAL DE CONCESIONES


SECCION: 2413 UNIDAD EJECUTORA: 00


MES: JUNIO

VIGENCIA FISCAL: 2009

RECURSOS ADMINISTRADOS:										RECURSOS DE LA NACION:	
CODIFICACION PRESUPUESTAL	DESCRIPCION	APROPIACION VIGENTE	CERTIFICADOS DEL MES	CERTIFICADOS ACUMULADOS	COMPROMISOS MES	COMPROMISOS ACUMULADOS	OBLIGACIONES MES	OBLIGACIONES ACUMULADAS	PAGOS DEL MES	TOTAL PAGOS ACUMULADOS	
1	2	3	4	5	6	7	8	9	10	11	
5306003	10 APY GES.EST.OBRAS COMPLEM.C	208,486,140,000.00	14,622,544,000.00	172,002,103,000.00	0.00	151,488,000,000.00	0.00	91,650,000,000.00	0.00	67,914,649,433.58	
5306004	10 APOYO GEST. EDO. ASESORIAS Y	1,600,000,000.00	0.00	337,836,000.00	0.00	278,243,690.00	247,019,608.00	247,019,608.00	247,019,608.00	247,019,608.00	
5306004	25 APOYO GEST. EDO. ASESORIAS Y	267,214,740.00	0.00	0.00	0.00	0.00	0.00	0.00	0.00	0.00	
SUBTOTAL		796,957,694,740.00	27,060,755,243.00	614,560,097,589.13	10,552,969,238.00	583,866,614,594.17	68,985,090,501.00	364,570,962,758.17	115,465,010,014.00	300,752,690,066.75	
TOTAL ACUMULADO:		796,957,694,740.00	27,060,755,243.00	614,560,097,589.13	10,552,969,238.00	583,866,614,594.17	68,985,090,501.00	364,570,962,758.17	115,465,010,014.00	300,752,690,066.75	


 MARIA CLARA GARRIDO GARRIDO
 SUBGERENTE ADTIVA Y FINANCIERA


 NELCY JENITH MALDONADO BALLÉN
 PROFESIONAL ESPECIALIZADO - TESORERA


 ELSA LILIANA LIÉVANO TORRES
 PROF. ESP. CON FUNCIONES DE JEFE DE PRESI

INFORME MENSUAL DE EJECUCION DEL PRESUPUESTO DE GASTOS
CUENTAS POR PAGAR

INSTITUTO NACIONAL DE CONCESIONES


SECCION: 2413


UNIDAD EJECUTORA: 00


MES: JUNIO

VIGENCIA FISCAL: 2009

RECURSOS ADMINISTRADOS:		RECURSOS DE LA NACION:		
CODIFICACION PRESUPUESTAL	DESCRIPCION	CUENTAS POR PAGAR CONSTITUIDAS	PAGOS MES	TOTAL PAGOS ACUMULADOS
1	2	3	4	5
3	TRANSFERENCIAS CORRIENTES	2,388,770,497.00	0.00	0.00
36	OTRAS TRANSFERENCIAS	2,388,770,497.00	0.00	0.00
361	SENTENCIAS Y CONCILIACIONES	2,388,770,497.00	0.00	0.00
3611	21 SENTENCIAS Y CONCILIACIONES	2,007,400,000.00	0.00	0.00
3611	10 SENTENCIAS Y CONCILIACIONES	381,370,497.00	0.00	0.00
113	MEJORAMIENTO Y MANTENIM. INFRAESTRUCTURA PROPIA DEI	30,500,000,000.00	0.00	30,500,000,000.00
113600	INTERSUBSECTORIAL TRANSPORTE	30,500,000,000.00	0.00	30,500,000,000.00
113600125	10 MEJORAMIENTO ESTATAL NVOS. PROJ. CONCESIONES	23,500,000,000.00	0.00	23,500,000,000.00
113600127	10 MEJOR. APOYO ESTATAL PROJ. CONC. INTERCAMB. ACEVEDO	7,000,000,000.00	0.00	7,000,000,000.00
530	ATENCIÓN, CONTROL Y ORGAN. INSTITUC. APOYO A LA GES. D	24,834,742,814.00	1,159,119,323.00	21,408,742,814.00
530600	INTERSUBSECTORIAL TRANSPORTE	24,834,742,814.00	1,159,119,323.00	21,408,742,814.00
530600100	10 MJTO APOYO ESTA PROYTO CONCE. PEREIRA - LA VICTORIA (PC	997,826,543.00	0.00	997,826,543.00
530600100	20 MJTO APOYO ESTA PROYTO CONCE. PEREIRA - LA VICTORIA (PC	19,002,173,457.00	0.00	19,002,173,457.00
530600101	10 APOYO DOTACIÓN TÉC Y ADTIVO FORTALEC. INST. DEL INCO N	11,540,000.00	0.00	11,540,000.00
5306003	10 APY GES. EST. OBRAS COMPLEM. COMPRA PDIOS. CTOS CONCE:	1,159,119,323.00	1,159,119,323.00	1,159,119,323.00
5306003	20 APY GES. EST. OBRAS COMPLEM. COMPRA PDIOS. CTOS CONCE:	3,426,000,000.00	0.00	0.00
5306004	10 APOYO GEST. EDO. ASESORIAS Y CONSULTORIAS. CONTRAT. I	238,083,491.00	0.00	238,083,491.00
SUBTOTAL		57,723,513,311.00	1,159,119,323.00	51,908,742,814.00
TOTAL ACUMULADO:		57,723,513,311.00	1,159,119,323.00	51,908,742,814.00


MARÍA CLARA GARRIDO GARRIDO
SUBGERENTE ADTIVA Y FINANCIERA


ELSA LILIANA LIÉVANO TORRES
PROF. ESP. CON FUNCIONES DE JEFE DE PRESI


NELCY JENITH MALDONADO BALLEEN
PROFESIONAL ESPECIALIZADO - TESORERA

**INFORME MENSUAL DE EJECUCION DEL PRESUPUESTO DE GASTOS
RESERVAS PRESUPUESTALES**

INSTITUTO NACIONAL DE CONCESIONES

SECCION: 2413 UNIDAD EJECUTORA: 00


MES: JUNIO

VIGENCIA FISCAL: 2009

RECURSOS ADMINISTRADOS:			RECURSOS DE LA NACION:			
CODIFICACION PRESUPUESTAL	DESCRIPCION	RESERVAS CONSTITUIDAS	OBLIGACIONES CAUSADAS MES	TOTAL OBLIGACIONES CAUSADAS	PAGOS DEL MES	TOTAL PAGOS ACUMULADOS
1	2	3	4	5	6	7
2	GASTOS GENERALES	63,252,000.00	0.00	63,252,000.00	0.00	63,252,000.00
20	GASTOS GENERALES	63,252,000.00	0.00	63,252,000.00	0.00	63,252,000.00
204	ADQUISICION DE BIENES Y SERVICIOS	63,252,000.00	0.00	63,252,000.00	0.00	63,252,000.00
20401	20 COMPRA DE EQUIPO	63,252,000.00	0.00	63,252,000.00	0.00	63,252,000.00
113	MEJORAMIENTO Y MANTENIM. INFRAESTRUCTURA PROPIA DEI	209,997,086.00	0.00	0.00	0.00	0.00
113605	TRANSPORTE FÉRREO	209,997,086.00	0.00	0.00	0.00	0.00
1136057	21 REHABILITACIÓN VÍAS FÉRREAS NIVEL NAL SISTEMA DE CONC	209,997,086.00	0.00	0.00	0.00	0.00
530	ATENCIÓN, CONTROL Y ORGAN. INSTITUC. APOYO A LA GES. D	614,100,724.00	8,700,000.00	108,775,943.91	8,700,000.00	108,775,943.91
530600	INTERSUBSECTORIAL TRANSPORTE	614,100,724.00	8,700,000.00	108,775,943.91	8,700,000.00	108,775,943.91
530600101	10 APOYO DOTACIÓN TÉCN Y ADTIVO FORTALEC. INST. DEL INCO N	15,710,667.00	0.00	0.00	0.00	0.00
5306004	10 APOYO GEST. EDO. ASESORIAS Y CONSULTORIAS. CONTRAT. I	598,390,057.00	8,700,000.00	108,775,943.91	8,700,000.00	108,775,943.91
SUBTOTAL		887,349,810.00	8,700,000.00	172,027,943.91	8,700,000.00	172,027,943.91
TOTAL ACUMULADO:		887,349,810.00	8,700,000.00	172,027,943.91	8,700,000.00	172,027,943.91


MARÍA CLARA GARRIDO GARRIDO
SUBGERENTE ADTIVA Y FINANCIERA


NELCY JEMTH MALDONADO BALLEÑ
PROFESIONAL ESPECIALIZADO - TESORERA


ELSA LILIANA LIEVANO TORRES
PROF. ESP. CON FUNCIONES DE JEFE DE PRESI