

INFORME MENSUAL DE EJECUCION DEL PRESUPUESTO DE GASTOS  
 APROPIACIONES DE LA VIGENCIA

INSTITUTO NACIONAL DE CONCESIONES

SECCION: 2413

UNIDAD EJECUTORA: 00

MES: NOVIEMBRE

VIGENCIA FISCAL: 2009

RECURSOS ADMINISTRADOS:										
CODIFICACION PRESUPUESTAL	DESCRIPCION	APROPIACION VIGENTE	CERTIFICADOS DEL MES	CERTIFICADOS ACUMULADOS	COMPROMISOS MES	COMPROMISOS ACUMULADOS	OBLIGACIONES MES	OBLIGACIONES ACUMULADAS	PAGOS DEL MES	TOTAL PAGOS ACUMULADOS
1	2	3	4	5	6	7	8	9	10	11
1	GASTOS DE PERSONAL	6,172,000,000.00	428,733,063.00	4,616,108,904.00	325,296,842.00	4,503,765,595.00	328,134,825.00	4,405,858,455.00	325,308,126.00	4,330,653,282.00
10	GASTOS DE PERSONAL	6,172,000,000.00	428,733,063.00	4,616,108,904.00	325,296,842.00	4,503,765,595.00	328,134,825.00	4,405,858,455.00	325,308,126.00	4,330,653,282.00
101	SERVICIOS PERSONALES ASOCIADOS	4,346,632,000.00	279,454,241.00	3,095,746,499.00	248,132,616.00	3,055,517,786.00	248,132,616.00	3,055,517,786.00	247,515,216.00	3,038,412,986.00
10101	SUELDOS DEL PERSONAL DE NOVIEMBRE	2,615,000,000.00	224,983,040.00	2,139,072,657.00	191,195,040.00	2,105,284,657.00	191,195,040.00	2,105,284,657.00	190,577,640.00	2,088,179,857.00
101011	20 SUELDOS	2,425,000,000.00	219,070,221.00	2,071,064,374.00	185,282,221.00	2,037,276,374.00	185,282,221.00	2,037,276,374.00	184,664,821.00	2,020,171,574.00
101012	20 SUeldo de vacaciones	165,000,000.00	5,912,819.00	67,150,167.00	5,912,819.00	67,150,167.00	5,912,819.00	67,150,167.00	5,912,819.00	67,150,167.00
101014	20 INCAPACIDADES Y LICENCIAS DE PRIMARIA TECNICA	25,000,000.00	0.00	858,116.00	0.00	858,116.00	0.00	858,116.00	0.00	858,116.00
10104	PRIMA TECNICA	656,000,000.00	48,012,564.00	572,445,918.00	48,012,564.00	572,445,918.00	48,012,564.00	572,445,918.00	48,012,564.00	572,445,918.00
101042	20 PRIMA TECNICA NO SALARIAL	656,000,000.00	48,012,564.00	572,445,918.00	48,012,564.00	572,445,918.00	48,012,564.00	572,445,918.00	48,012,564.00	572,445,918.00
10105	OTROS	625,000,000.00	6,458,637.00	293,230,233.00	6,458,637.00	293,230,233.00	6,458,637.00	293,230,233.00	6,458,637.00	293,230,233.00
1010502	20 BONIFICACION POR SERVICIOS PERSONALES	80,000,000.00	1,749,743.00	58,998,522.00	1,749,743.00	58,998,522.00	1,749,743.00	58,998,522.00	1,749,743.00	58,998,522.00
1010505	20 BONIFICACION ESPECIAL DE RECONOCIMIENTO	16,000,000.00	486,759.00	11,148,357.00	486,759.00	11,148,357.00	486,759.00	11,148,357.00	486,759.00	11,148,357.00
1010512	20 SUBSIDIO DE ALIMENTACION	4,500,000.00	284,016.00	2,937,536.00	284,016.00	2,937,536.00	284,016.00	2,937,536.00	284,016.00	2,937,536.00
1010513	20 AUXILIO DE TRANSPORTE	642,000.00	0.00	0.00	0.00	0.00	0.00	0.00	0.00	0.00
1010514	20 PRIMA DE SERVICIOS	110,758,000.00	0.00	98,629,983.00	0.00	98,629,983.00	0.00	98,629,983.00	0.00	98,629,983.00
1010515	20 PRIMA DE VACACIONES	140,000,000.00	3,938,119.00	88,796,717.00	3,938,119.00	88,796,717.00	3,938,119.00	88,796,717.00	3,938,119.00	88,796,717.00
1010516	20 PRIMA DE NAVIDAD	245,000,000.00	0.00	13,900,019.00	0.00	13,900,019.00	0.00	13,900,019.00	0.00	13,900,019.00
1010592	20 BONIFICACION DE DIRECCION	28,100,000.00	0.00	18,819,099.00	0.00	18,819,099.00	0.00	18,819,099.00	0.00	18,819,099.00
10108	OTROS GASTOS PERSONAL (DISTINTOS)	359,000,000.00	0.00	0.00	0.00	0.00	0.00	0.00	0.00	0.00
10109	HORAS EXTRAS DIAS FESTIVOS E	91,832,000.00	0.00	90,997,691.00	2,466,375.00	84,556,978.00	2,466,375.00	84,556,978.00	2,466,375.00	84,556,978.00
101091	20 HORAS EXTRAS DIAS FESTIVOS	33,132,000.00	0.00	33,132,000.00	2,466,375.00	26,691,287.00	2,466,375.00	26,691,287.00	2,466,375.00	26,691,287.00
101093	20 INDEMNIZACION POR VACACIONES	58,500,000.00	0.00	57,865,691.00	0.00	57,865,691.00	0.00	57,865,691.00	0.00	57,865,691.00
102	SERVICIOS PERSONALES INDIRECTOS	683,000,000.00	74,542,337.00	640,996,018.00	2,427,744.00	568,881,425.00	5,265,727.00	470,974,285.00	5,265,727.00	470,974,285.00
10212	20 HONORARIOS	526,432,000.00	0.00	489,364,195.00	0.00	489,364,195.00	0.00	410,977,899.00	0.00	410,977,899.00
10214	20 REMUNERACION SERVICIOS TECNICOS	156,568,000.00	74,542,337.00	151,631,823.00	2,427,744.00	79,517,230.00	5,265,727.00	59,996,386.00	5,265,727.00	59,996,386.00
105	CONTRIBUCIONES INHERENTES A LA ACTIVIDAD	1,142,368,000.00	74,736,485.00	879,366,387.00	74,736,482.00	879,366,384.00	74,736,482.00	879,366,384.00	72,527,183.00	821,266,011.00
10501	20 ADMINISTRADAS POR EL SECTOR	624,368,000.00	40,239,517.00	477,640,123.00	40,239,515.00	477,640,121.00	40,239,515.00	477,640,121.00	38,983,914.00	437,400,606.00
10502	20 APORTES AL ICBF	90,000,000.00	5,870,488.00	70,701,098.00	5,870,488.00	70,701,098.00	5,870,488.00	70,701,098.00	5,591,778.00	64,830,610.00
1056	20 APORTES AL SENIA	17,000,000.00	978,900.00	11,785,510.00	978,900.00	11,785,510.00	978,900.00	11,785,510.00	932,415.00	10,806,610.00
1057	20 APORTES A LA ESAP	17,000,000.00	978,900.00	11,785,510.00	978,900.00	11,785,510.00	978,900.00	11,785,510.00	932,415.00	10,806,610.00
1059	20 APORTES ESCUELAS INDUSTRIALES	34,000,000.00	1,956,796.00	23,565,607.00	1,956,796.00	23,565,607.00	1,956,796.00	23,565,607.00	1,863,926.00	21,608,811.00
20	GASTOS GENERALES	2,073,014,811.00	229,079,094.00	1,658,040,495.00	142,751,296.00	1,545,209,735.04	125,459,817.00	1,314,821,697.28	125,459,817.00	1,314,821,697.28
203	IMPUESTOS Y MULTAS	16,000,000.00	10,780,104.00	16,000,000.00	0.00	4,782,593.00	0.00	4,782,593.00	0.00	4,782,593.00
20350	20 IMPUESTOS Y CONTRIBUCIONES	16,000,000.00	10,780,104.00	16,000,000.00	0.00	4,782,593.00	0.00	4,782,593.00	0.00	4,782,593.00
204	ADQUISICION DE BIENES Y SERVICIOS	2,057,014,811.00	218,298,990.00	1,642,040,495.00	142,751,296.00	1,540,427,142.04	125,459,817.00	1,310,039,104.28	125,459,817.00	1,310,039,104.28

SINFAD

INFORME MENSUAL DE EJECUCION DEL PRESUPUESTO DE GASTOS  
 APROPIACIONES DE LA VIGENCIA

INSTITUTO NACIONAL DE CONCESIONES

SECCION: 2413

UNIDAD EJECUTORA: 00

MES: NOVIEMBRE

VIGENCIA FISCAL: 2009

Page 2 of 4

PINER020

16/12/2009

RECURSOS ADMINISTRADOS:											
CODIFICACION PRESUPUESTAL	DESCRIPCION	APROPIACION VIGENTE	CERTIFICADOS DEL MES	CERTIFICADOS ACUMULADOS	COMPROMISOS MES	COMPROMISOS ACUMULADOS	OBLIGACIONES MES	OBLIGACIONES ACUMULADAS	PAGOS DEL MES	TOTAL PAGOS ACUMULADOS	
1	2	3	4	5	6	7	8	9	10	11	
20401	20	COMPRA DE EQUIPO	453,720,913.00	118,472,000.00	126,149,078.00	34,788,600.00	42,465,678.00	0.00	6,512,041.00	0.00	6,512,041.00
20402	20	ENSERES Y EQUIPOS DE OFICIN	4,224,402.00	0.00	3,944,053.00	0.00	3,944,053.00	0.00	0.00	0.00	3,944,053.00
20404	20	MATERIALES Y SUMINISTROS	131,955,894.00	34,751,632.00	128,008,510.00	28,764,351.00	120,021,229.00	0.00	0.00	0.00	3,944,053.00
20405	20	MANTENIMIENTO	136,260,643.00	3,768,902.00	128,182,713.00	556,102.00	124,969,913.00	12,838,148.00	86,746,352.00	0.00	86,746,352.00
20406	20	COMUNICACIONES Y TRANSPORT	82,267,906.00	0.00	77,690,536.00	12,720,680.00	77,690,536.00	16,366,174.00	101,706,884.00	12,838,148.00	101,706,884.00
20407	20	IMPRESOS Y PUBLICACIONES	39,827,218.00	386,125.00	29,737,144.00	386,125.00	29,687,263.00	4,686,481.00	45,418,463.00	4,686,481.00	45,418,463.00
20408	20	SERVICIOS PUBLICOS	336,415,798.00	34,487,400.00	333,964,522.00	35,927,659.00	331,284,642.04	9,559,490.00	24,999,346.24	9,559,490.00	24,999,346.24
20409	20	SEGUROS	256,540,000.00	0.00	256,307,908.00	0.00	253,516,923.00	35,821,968.00	329,416,651.04	35,821,968.00	329,416,651.04
20410	20	ARRENDAMIENTOS	20,080,005.00	0.00	20,080,000.00	0.00	20,080,000.00	0.00	244,032,125.00	0.00	244,032,125.00
20411	20	VIATICOS Y GASTOS DE VIAJE	426,480,332.00	21,381,401.00	414,270,544.00	21,381,401.00	413,740,557.00	8,131,711.00	18,213,805.00	8,131,711.00	18,213,805.00
20413	20	DEFENSA DE LA HACIENDA PUBL	10,153,656.00	0.00	552,200.00	0.00	552,200.00	0.00	0.00	0.00	552,200.00
20414	20	GASTOS JUDICIALES	5,525,367.00	0.00	2,956,278.00	0.00	2,956,278.00	0.00	200,800.00	0.00	200,800.00
20421	20	CAPACITACION BIENESTAR SOCI	90,360,296.00	5,051,530.00	71,481,291.00	8,214,130.00	71,274,467.00	10,715,066.00	50,765,534.00	10,715,066.00	50,765,534.00
20422	20	GASTOS FINANCIEROS	3,443,083.00	0.00	3,012,000.00	12,248.00	539,685.00	12,248.00	0.00	0.00	539,685.00
20441	20	OTROS GASTOS POR ADQUISICIC	59,739,298.00	0.00	47,703,718.00	0.00	47,703,718.00	5,947,130.00	43,350,179.00	5,947,130.00	43,350,179.00
3		TRANSFERENCIAS CORRIENTES	3,477,985,189.00	497,517,257.00	1,512,017,257.00	1,512,017,257.00	1,512,017,257.00	1,512,017,257.00	1,512,017,257.00	1,512,017,257.00	1,512,017,257.00
32		TRANSFERENCIAS AL SECTOR PI	1,153,000,000.00	875,598,123.00	875,598,123.00	875,598,123.00	875,598,123.00	875,598,123.00	875,598,123.00	875,598,123.00	875,598,123.00
321		ORDEN NACIONAL	1,153,000,000.00	875,598,123.00	875,598,123.00	875,598,123.00	875,598,123.00	875,598,123.00	875,598,123.00	875,598,123.00	875,598,123.00
3211	10	CUOTA DE AUDITAJE CONTRANA	1,153,000,000.00	875,598,123.00	875,598,123.00	875,598,123.00	875,598,123.00	875,598,123.00	875,598,123.00	875,598,123.00	875,598,123.00
36		OTRAS TRANSFERENCIAS	2,324,985,189.00	378,080,866.00	636,419,134.00	636,419,134.00	636,419,134.00	636,419,134.00	636,419,134.00	636,419,134.00	636,419,134.00
363		DESTINATARIOS DE OTRAS TRAN	2,324,985,189.00	378,080,866.00	636,419,134.00	636,419,134.00	636,419,134.00	636,419,134.00	636,419,134.00	636,419,134.00	636,419,134.00
36326	20	PROV. GTOS INSTIT. Y/O SECT. C	1,688,500,000.00	1,014,500,000.00	0.00	0.00	0.00	0.00	0.00	0.00	0.00
363999	20	PAGO PASIVOS EXIGIBLES VIGEN	636,485,189.00	636,419,134.00	636,419,134.00	636,419,134.00	636,419,134.00	636,419,134.00	636,419,134.00	636,419,134.00	636,419,134.00
7		SERVICIO DE LA DEUDA INTERNA	69,061,400,000.00	0.00	66,908,315,171.13	0.00	66,908,315,171.13	0.00	0.00	0.00	66,908,315,171.13
71		AMORTIZACIÓN DEUDA PÚBLICA	69,061,400,000.00	0.00	66,908,315,171.13	0.00	66,908,315,171.13	0.00	0.00	0.00	66,908,315,171.13
711	11	NACIÓN	69,061,400,000.00	0.00	66,908,315,171.13	0.00	66,908,315,171.13	0.00	0.00	0.00	66,908,315,171.13
113		MEJORAMIENTO Y MANTENIM. INI	499,227,675,999.00	0.00	404,964,463,277.00	0.00	368,658,428,197.00	31,867,806,902.00	270,963,866,321.00	31,867,806,902.00	270,963,866,321.00
113600		INTERSUBSECTORIAL TRANSPOF	342,611,690,000.00	0.00	342,611,690,000.00	0.00	342,611,690,000.00	23,890,000,000.00	246,201,690,000.00	23,890,000,000.00	246,201,690,000.00
113600125	10	MEJORAMIENTO ESTATAL NVOS.	39,208,250,000.00	0.00	39,208,250,000.00	0.00	39,208,250,000.00	0.00	0.00	0.00	39,208,250,000.00
113601		RED TRONCAL NACIONAL	39,208,250,000.00	0.00	39,208,250,000.00	0.00	39,208,250,000.00	0.00	0.00	0.00	39,208,250,000.00
1136011	10	MEJORAMIENTO CONSTRUCCION I	117,407,735,999.00	0.00	23,144,523,277.00	0.00	15,838,488,197.00	7,977,806,902.00	14,553,926,321.00	7,977,806,902.00	14,553,926,321.00
113605		TRANSPORTE FÉRREO	23,688,000,000.00	0.00	0.00	0.00	0.00	0.00	0.00	0.00	0.00
11360510	21	MEJORAMIENTO DEL SISTEMA FE	50,748,679,797.00	0.00	0.00	0.00	0.00	0.00	0.00	0.00	0.00
11360510	20	MEJORAMIENTO DEL SISTEMA FE	42,971,056,202.00	0.00	19,544,523,277.00	0.00	19,544,523,277.00	0.00	0.00	0.00	19,544,523,277.00
1136057	20	REHABILITACIÓN VÍAS FÉRREAS I	242,525,488,802.00	2,389,543,196.00	206,343,720,819.00	4,787,551,786.00	169,103,621,169.00	13,496,675,836.00	167,529,186,937.00	13,496,675,836.00	167,529,186,937.00
530		ATENCIÓN, CONTROL Y ORGAN. I	242,525,488,802.00	2,389,543,196.00	206,343,720,819.00	4,787,551,786.00	169,103,621,169.00	13,496,675,836.00	167,529,186,937.00	13,496,675,836.00	167,529,186,937.00
530600		INTERSUBSECTORIAL TRANSPOF	242,525,488,802.00	2,389,543,196.00	206,343,720,819.00	4,787,551,786.00	169,103,621,169.00	13,496,675,836.00	167,529,186,937.00	13,496,675,836.00	167,529,186,937.00

SINFAD

INFORME MENSUAL DE EJECUCION DEL PRESUPUESTO Y GASTOS  
 APROPIACIONES DE LA VIGENCIA

INSTITUTO NACIONAL DE CONCESIONES


SECCION: 2413


UNIDAD EJECUTORA: 00


MES: NOVIEMBRE

VIGENCIA FISCAL: 2009

RECURSOS ADMINISTRADOS:										RECURSOS DE LA NACION:	
CODIFICACION PRESUPUESTAL	DESCRIPCION	APROPIACION VIGENTE	CERTIFICADOS DEL MES	CERTIFICADOS ACUMULADOS	COMPROMISOS MES	COMPROMISOS ACUMULADOS	OBLIGACIONES MES	OBLIGACIONES ACUMULADAS	PAGOS DEL MES	TOTAL PAGOS ACUMULADOS	
1	2	3	4	5	6	7	8	9	10	11	
530600101	10 APOYO DOTACIÓN TÉC Y ADTIVO	3,710,338,000.00	784,775,788.00	3,321,206,030.00	262,198,670.00	1,278,560,554.00	271,968,523.00	840,571,300.00	271,968,523.00	840,571,300.00	
530600101	20 APOYO DOTACIÓN TÉC Y ADTIVO	6,592,264,001.00	56,324,045.00	6,191,888,892.00	56,158,722.00	4,265,395,757.00	208,665,841.00	3,597,393,341.00	208,665,841.00	3,597,393,341.00	
5306003	10 APY GES.EST.OBRAS COMPLEM.(	202,687,478,000.00	40,159,363.00	173,305,605,537.00	4,226,091,594.00	162,776,096,768.00	12,971,483,552.00	162,776,096,768.00	12,971,483,552.00	162,776,096,768.00	
5306003	20 APY GES.EST.OBRAS COMPLEM.(	25,579,870,061.00	0.00	20,680,000,000.00	0.00	0.00	0.00	0.00	0.00	0.00	
5306004	25 APOYO GEST. EDO. ASESORIAS \	267,214,740.00	0.00	267,214,740.00	0.00	0.00	0.00	0.00	0.00	0.00	
5306004	10 APOYO GEST. EDO. ASESORIAS \	3,688,324,000.00	0.00	2,577,805,620.00	243,102,800.00	783,568,090.00	44,557,920.00	315,125,528.00	44,557,920.00	315,125,528.00	
<b>SUBTOTAL</b>		822,537,564,801.00	1,508,284,000.00	686,002,665,923.13	6,767,617,181.00	612,231,357,124.17	47,330,094,637.00	500,474,855,838.41	47,327,267,938.00	500,399,650,665.41	
<b>TOTAL ACUMULADO:</b>		822,537,564,801.00	3,544,872,610.00	686,002,665,923.13	6,767,617,181.00	612,231,357,124.17	47,330,094,637.00	500,474,855,838.41	47,327,267,938.00	500,399,650,665.41	

  
 MARIA CLARA GARRIDO GARRIDO  
 SUBGERENTE ADTIVA Y FINANCIERA

  
 NELCY JENITH MALDONADO BALLEEN  
 PROFESIONAL ESPECIALIZADO - TESORERA

  
 ELSA LILIANA LIEVANO TORRES  
 PROF. ESP. CON FUNCIONES DE JEFE DE PRESL

**INFORME MENSUAL DE EJECUCION DEL PRESUPUESTO DE GASTOS  
CUENTAS POR PAGAR**

**INSTITUTO NACIONAL DE CONCESIONES**


SECCION: 2413


UNIDAD EJECUTORA: 00


MES: NOVIEMBRE

VIGENCIA FISCAL: 2009

RECURSOS ADMINISTRADOS:		RECURSOS DE LA NACION:		
CODIFICACION PRESUPUESTAL	DESCRIPCION	CUENTAS POR PAGAR CONSTITUIDAS	PAGOS MES	TOTAL PAGOS ACUMULADOS
1	2	3	4	5
3	TRANSFERENCIAS CORRIENTES			
36	OTRAS TRANSFERENCIAS	2,388,770,497.00	0.00	0.00
361	SENTENCIAS Y CONCILIACIONES	2,388,770,497.00	0.00	0.00
3611	21 SENTENCIAS Y CONCILIACIONES	2,388,770,497.00	0.00	0.00
3611	10 SENTENCIAS Y CONCILIACIONES	2,007,400,000.00	0.00	0.00
113	MEJORAMIENTO Y MANTENIM. INFRAESTRUCTURA PROPIA DEI	381,370,497.00	0.00	0.00
113600	INTERSUBSECTORIAL TRANSPORTE	30,500,000,000.00	0.00	30,500,000,000.00
113600125	10 MEJORAMIENTO ESTATAL NVOS. PROY. CONCESIONES	30,500,000,000.00	0.00	30,500,000,000.00
113600127	10 MEJOR. APOYO ESTATAL PROY. CONC. INTERCAMB. ACEVEDO	23,500,000,000.00	0.00	23,500,000,000.00
530	ATENCIÓN, CONTROL Y ORGAN. INSTITUC. APOYO A LA GES. D	7,000,000,000.00	0.00	7,000,000,000.00
530600	INTERSUBSECTORIAL TRANSPORTE	24,834,742,814.00	3,426,000,000.00	24,834,742,814.00
530600100	10 MJTO APYO ESTA PROYTO CONCE. PEREIRA - LA VICTORIA (PC	24,834,742,814.00	3,426,000,000.00	24,834,742,814.00
530600100	20 MJTO APYO ESTA PROYTO CONCE. PEREIRA - LA VICTORIA (PC	997,826,543.00	0.00	997,826,543.00
530600101	10 APOYO DOTACIÓN TÉC Y ADTIVO FORTALEC. INST. DEL INCO N	19,002,173,457.00	0.00	19,002,173,457.00
5306003	10 APY GES. EST. OBRAS COMPLEM. COMPRA PDIOS. CTOS CONCE:	11,540,000.00	0.00	11,540,000.00
5306003	20 APY GES. EST. OBRAS COMPLEM. COMPRA PDIOS. CTOS CONCE:	1,159,119,323.00	0.00	1,159,119,323.00
5306004	10 APOYO GEST. EDO. ASESORIAS Y CONSULTORIAS. CONTRAT. I	3,426,000,000.00	3,426,000,000.00	3,426,000,000.00
<b>SUBTOTAL</b>		238,083,491.00	0.00	238,083,491.00
<b>TOTAL ACUMULADO:</b>		57,723,513,311.00	3,426,000,000.00	55,334,742,814.00
		57,723,513,311.00	3,426,000,000.00	55,334,742,814.00

  
MARIA CLARA GARRIDO GARRIDO  
SUBGERENTE ADTIVA Y FINANCIERA

  
NELCY JENITH MALDONADO BALLE  
PROFESIONAL ESPECIALIZADO - TESORERA

  
ELSA LILIANA LIÉVANO TORRES  
PROF. ESP. CON FUNCIONES DE JEFE DE PRESI

**INFORME MENSUAL DE EJECUCION DEL PRESUPUESTO DE GASTOS  
RESERVAS PRESUPUESTALES**

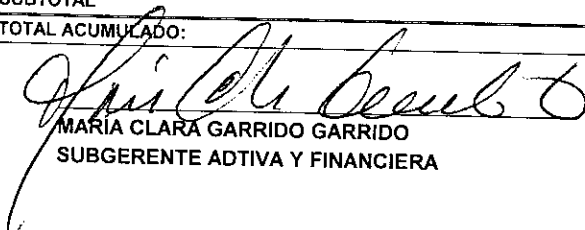
**INSTITUTO NACIONAL DE CONCESIONES**


SECCION: 2413 UNIDAD EJECUTORA: 00

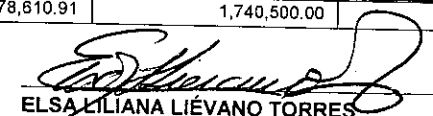
MES: NOVIEMBRE

VIGENCIA FISCAL: 2009

RECURSOS ADMINISTRADOS:		RECURSOS DE LA NACION:				
CODIFICACION PRESUPUESTAL	DESCRIPCION	RESERVAS CONSTITUIDAS	OBLIGACIONES CAUSADAS MES	TOTAL OBLIGACIONES CAUSADAS	PAGOS DEL MES	TOTAL PAGOS ACUMULADOS
1	2	3	4	5	6	7
2	GASTOS GENERALES	63,252,000.00	0.00	63,252,000.00		
20	GASTOS GENERALES	63,252,000.00	0.00	63,252,000.00	0.00	63,252,0
204	ADQUISICION DE BIENES Y SERVICIOS	63,252,000.00	0.00	63,252,000.00	0.00	63,252,0
20401	20 COMPRA DE EQUIPO	63,252,000.00	0.00	63,252,000.00	0.00	63,252,0
113	MEJORAMIENTO Y MANTENIM. INFRAESTRUCTURA PROPIA DEI	209,997,086.00	0.00	63,252,000.00	0.00	63,252,0
113605	TRANSPORTE FÉRREO	209,997,086.00	0.00	0.00	0.00	
1136057	21 REHABILITACIÓN VÍAS FÉRREAS NIVEL NAL SISTEMA DE CONC	209,997,086.00	0.00	0.00	0.00	
530	ATENCIÓN, CONTROL Y ORGAN. INSTITUC. APOYO A LA GES. D	209,997,086.00	0.00	0.00	0.00	
530600	INTERSUBSECTORIAL TRANSPORTE	614,100,724.00	1,740,500.00	126,226,610.91	1,740,500.00	126,226,6
530600101	10 APOYO DOTACIÓN TÉC Y ADTIVO FORTALEC. INST. DEL INCO N	614,100,724.00	1,740,500.00	126,226,610.91	1,740,500.00	126,226,6
5306004	10 APOYO GEST. EDO. ASESORIAS Y CONSULTORIAS. CONTRAT. I	15,710,667.00	500.00	15,710,667.00	500.00	15,710,6
SUBTOTAL		598,390,057.00	1,740,000.00	110,515,943.91	1,740,000.00	110,515,9
TOTAL ACUMULADO:		887,349,810.00	1,740,500.00	189,478,610.91	1,740,500.00	189,478,6
		887,349,810.00	1,740,500.00	189,478,610.91	1,740,500.00	189,478,6

  
MARÍA CLARA GARRIDO GARRIDO  
SUBGERENTE ADTIVA Y FINANCIERA

  
NELCY JENITH MALDONADO BALLEEN  
PROFESIONAL ESPECIALIZADO - TESORERA

  
ELSA LILIANA LIÉVANO TORRES  
PROF. ESP. CON FUNCIONES DE JEFE DE PRESI

INFORME DE LA APROPIACION PRESUPUESTAL DE EGRESOS

ENTIDAD: INSTITUTO NACIONAL DE CONCESIONES

SECCION: 2413

UNIDAD EJECUTORA: 00

MES REPORTADO: NOVIEMBRE

VIGENCIA FISCAL: 2009

REGIONAL: CONSOLIDADO.

Page 1 of 4

PINER050

16/12/2009

RECURSOS ADMINISTRADOS:				RECURSOS DE LA NACION:						
IDENTIFICACION PRESUPUESTAL			APROPIACION INICIAL (1)	MODIFICACIONES DEL MES (2)				TOTAL MODIFICACIONES MES (4)	TOTAL MODIFICACIONES ACUMULADAS (5)	APROPIACION DEFINITIVA (6)= (1) + (5)
CODIGO	REC	CONCEPTO		TRASLADOS		REDUCCIONES	ADICIONES			
				CONTRACRE.	CREDITOS					
1		GASTOS DE PERSONAL	6,172,000,000.00	0.00	0.00	0.00	0.00	0.00	0.00	6,172,000,000.00
10		GASTOS DE PERSONAL	6,172,000,000.00	0.00	0.00	0.00	0.00	0.00	0.00	6,172,000,000.00
101		SERVICIOS PERSONALES ASOCIADOS	4,260,000,000.00	0.00	0.00	0.00	0.00	0.00	0.00	4,260,000,000.00
10101		SUELDOS DEL PERSONAL DE FAMILIA	2,615,000,000.00	0.00	0.00	0.00	0.00	0.00	0.00	2,615,000,000.00
101011	20	SUELDOS	2,425,000,000.00	0.00	0.00	0.00	0.00	0.00	86,632,000.00	4,346,632,000.00
101012	20	SUELDO DE VACACIONES	165,000,000.00	0.00	0.00	0.00	0.00	0.00	0.00	2,615,000,000.00
101014	20	INCAPACIDADES Y LICENCIAS	25,000,000.00	0.00	0.00	0.00	0.00	0.00	0.00	2,425,000,000.00
10104		PRIMA TECNICA	656,000,000.00	0.00	0.00	0.00	0.00	0.00	0.00	165,000,000.00
101042	20	PRIMA TECNICA NO SALARIAL	656,000,000.00	0.00	0.00	0.00	0.00	0.00	0.00	25,000,000.00
10105		OTROS	625,000,000.00	0.00	0.00	0.00	0.00	0.00	0.00	656,000,000.00
1010502	20	BONIFICACION POR SERVICIOS	80,000,000.00	0.00	0.00	0.00	0.00	0.00	0.00	625,000,000.00
1010505	20	BONIFICACION ESPECIAL DE RENDIMIENTO	16,000,000.00	0.00	0.00	0.00	0.00	0.00	0.00	80,000,000.00
1010512	20	SUBSIDIO DE ALIMENTACION	4,500,000.00	0.00	0.00	0.00	0.00	0.00	0.00	16,000,000.00
1010513	20	AUXILIO DE TRANSPORTE	642,000.00	0.00	0.00	0.00	0.00	0.00	0.00	4,500,000.00
1010514	20	PRIMA DE SERVICIOS	110,758,000.00	0.00	0.00	0.00	0.00	0.00	0.00	642,000.00
1010515	20	PRIMA DE VACACIONES	140,000,000.00	0.00	0.00	0.00	0.00	0.00	0.00	110,758,000.00
1010516	20	PRIMA DE NAVIDAD	245,000,000.00	0.00	0.00	0.00	0.00	0.00	0.00	140,000,000.00
1010592	20	BONIFICACION DE DIRECCION	28,100,000.00	0.00	0.00	0.00	0.00	0.00	0.00	245,000,000.00
10108	20	OTROS GASTOS PERSONAL (DIFERENTES A SUELDOS)	359,000,000.00	0.00	0.00	0.00	0.00	0.00	0.00	28,100,000.00
10109		HORAS EXTRAS DIAS FESTIVO	5,000,000.00	0.00	0.00	0.00	0.00	0.00	0.00	359,000,000.00
101091	20	HORAS EXTRAS DIAS FESTIVO	4,000,000.00	0.00	0.00	0.00	0.00	0.00	0.00	5,000,000.00
101093	20	INDEMNIZACION POR VACACIONES	1,000,000.00	0.00	0.00	0.00	0.00	0.00	86,632,000.00	91,632,000.00
102		SERVICIOS PERSONALES INDIVIDUALES	683,000,000.00	0.00	0.00	0.00	0.00	0.00	29,132,000.00	33,132,000.00
10212	20	HONORARIOS	271,080,000.00	0.00	0.00	0.00	0.00	0.00	57,500,000.00	58,500,000.00
10214	20	REMUNERACION SERVICIOS TECNICOS	411,920,000.00	0.00	0.00	0.00	0.00	0.00	0.00	683,000,000.00
105		CONTRIBUCIONES INHERENTES A LA ACTIVIDAD	1,229,000,000.00	0.00	0.00	0.00	0.00	0.00	255,352,000.00	526,432,000.00
10501	20	ADMINISTRADAS POR EL SECTOR	711,000,000.00	0.00	0.00	0.00	0.00	0.00	- 255,352,000.00	156,568,000.00
10502	20	ADMINISTRADAS POR EL SECTOR	360,000,000.00	0.00	0.00	0.00	0.00	0.00	- 86,632,000.00	1,142,368,000.00
1056	20	APORTES AL ICBF	90,000,000.00	0.00	0.00	0.00	0.00	0.00	- 86,632,000.00	624,368,000.00
1057	20	APORTES AL SENA	17,000,000.00	0.00	0.00	0.00	0.00	0.00	0.00	360,000,000.00
1058	20	APORTES A LA ESAP	17,000,000.00	0.00	0.00	0.00	0.00	0.00	0.00	90,000,000.00
1059	20	APORTES ESCUELAS INDUSTRIALES	34,000,000.00	0.00	0.00	0.00	0.00	0.00	0.00	17,000,000.00
2		GASTOS GENERALES	1,695,000,000.00	34,200,000.00	412,214,811.00	0.00	0.00	0.00	0.00	17,000,000.00
20		GASTOS GENERALES	1,695,000,000.00	34,200,000.00	412,214,811.00	0.00	0.00	378,014,811.00	0.00	34,000,000.00
203		IMPUESTOS Y MULTAS	16,000,000.00	0.00	0.00	0.00	0.00	0.00	378,014,811.00	2,073,014,811.00
20350	20	IMPUESTOS Y CONTRIBUCIONES	16,000,000.00	0.00	0.00	0.00	0.00	0.00	378,014,811.00	2,073,014,811.00
204		ADQUISICION DE BIENES Y SERVICIOS	1,679,000,000.00	34,200,000.00	412,214,811.00	0.00	0.00	0.00	0.00	16,000,000.00
20401	20	COMPRA DE EQUIPO	105,706,102.00	18,000,000.00	378,014,811.00	0.00	0.00	0.00	0.00	16,000,000.00
								360,014,811.00	348,014,811.00	453,720,913.00

INFORME DE LA APROPIACION PRESUPUESTAL DE EGRESOS

ENTIDAD: INSTITUTO NACIONAL DE CONCESIONES

SECCION: 2413

UNIDAD EJECUTORA: 00

MES REPORTADO NOVIEMBRE

VIGENCIA FISCAL: 2009

REGIONAL: CONSOLIDADO.

Page 2 of 4

PINER050

16/12/2009

RECURSOS ADMINISTRADOS:				RECURSOS DE LA NACION:						
IDENTIFICACION PRESUPUESTAL			APROPIACION INICIAL (1)	MODIFICACIONES DEL MES (2)				TOTAL MODIFICACIONES MES (4)	TOTAL MODIFICACIONES ACUMULADAS (5)	APROPIACION DEFINITIVA (6)= (1) + (5)
CODIGO	REC	CONCEPTO		TRASLADOS		REDUCCIONES	ADICIONES			
				CONTRACRE.	CREDITOS					
20402	20	ENSERES Y EQUIPOS DE OFICI	17,224,402.00	0.00	0.00	0.00	0.00	-	17,224,402.00	
20404	20	MATERIALES Y SUMINISTROS	131,955,894.00	0.00	0.00	0.00	0.00	-	131,955,894.00	
20405	20	MANTENIMIENTO	158,130,643.00	9,200,000.00	0.00	0.00	0.00	-	167,330,643.00	
20406	20	COMUNICACIONES Y TRANSP	69,617,906.00	0.00	0.00	0.00	0.00	-	69,617,906.00	
20407	20	IMPRESOS Y PUBLICACIONES	57,387,218.00	2,500,000.00	0.00	0.00	0.00	-	59,887,218.00	
20408	20	SERVICIOS PUBLICOS	277,215,798.00	0.00	34,200,000.00	0.00	0.00	-	311,415,798.00	
20409	20	SEGUROS	281,040,000.00	4,500,000.00	0.00	0.00	0.00	-	285,540,000.00	
20410	20	ARRENDAMIENTOS	5,020,005.00	0.00	0.00	0.00	0.00	-	5,020,005.00	
20411	20	VIATICOS Y GASTOS DE VIAJE	371,480,332.00	0.00	0.00	0.00	0.00	-	371,480,332.00	
20413	20	DEFENSA DE LA HACIENDA PU	60,153,656.00	0.00	0.00	0.00	0.00	-	60,153,656.00	
20414	20	GASTOS JUDICIALES	10,525,367.00	0.00	0.00	0.00	0.00	-	10,525,367.00	
20421	20	CAPACITACION BIENESTAR SC	90,360,296.00	0.00	0.00	0.00	0.00	-	90,360,296.00	
20422	20	GASTOS FINANCIEROS	3,443,083.00	0.00	0.00	0.00	0.00	-	3,443,083.00	
20441	20	OTROS GASTOS POR ADQUISIC	59,739,298.00	0.00	0.00	0.00	0.00	-	59,739,298.00	
3		TRANSFERENCIAS CORRIENTE	3,856,000,000.00	1,014,500,000.00	636,485,189.00	0.00	0.00	-	5,486,485,189.00	
32		TRANSFERENCIAS AL SECTOR	1,153,000,000.00	0.00	0.00	0.00	0.00	-	1,153,000,000.00	
321		ORDEN NACIONAL	1,153,000,000.00	0.00	0.00	0.00	0.00	-	1,153,000,000.00	
3211	10	CUOTA DE AUDITAJE CONTRAI	1,153,000,000.00	0.00	0.00	0.00	0.00	-	1,153,000,000.00	
36		OTRAS TRANSFERENCIAS	2,703,000,000.00	1,014,500,000.00	636,485,189.00	0.00	0.00	-	4,353,985,189.00	
363		DESTINATARIOS DE OTRAS TR	2,703,000,000.00	1,014,500,000.00	636,485,189.00	0.00	0.00	-	4,353,985,189.00	
36326	20	PROV. GTOS INSTIT. Y/O SECT.	2,703,000,000.00	1,014,500,000.00	636,485,189.00	0.00	0.00	-	4,353,985,189.00	
363999	20	PAGO PASIVOS EXIGIBLES VIG	0.00	0.00	636,485,189.00	0.00	0.00	-	636,485,189.00	
7		SERVICIO DE LA DEUDA INTER	69,061,400,000.00	0.00	0.00	0.00	0.00	-	69,061,400,000.00	
71		AMORTIZACIÓN DEUDA PÚBLIC	69,061,400,000.00	0.00	0.00	0.00	0.00	-	69,061,400,000.00	
711	11	NACIÓN	69,061,400,000.00	0.00	0.00	0.00	0.00	-	69,061,400,000.00	
113		MEJORAMIENTO Y MANTENIM.	499,227,675,999.00	0.00	0.00	0.00	0.00	-	499,227,675,999.00	
113600		INTERSUBSECTORIAL TRANSP	342,611,690,000.00	0.00	0.00	0.00	0.00	-	342,611,690,000.00	
113600125	10	MEJORAMIENTO ESTATAL NVC	342,611,690,000.00	0.00	0.00	0.00	0.00	-	342,611,690,000.00	
113601		RED TRONCAL NACIONAL	39,208,250,000.00	0.00	0.00	0.00	0.00	-	39,208,250,000.00	
1136011	10	MEJORAMIENTO CONSTRUCCIO	39,208,250,000.00	0.00	0.00	0.00	0.00	-	39,208,250,000.00	
113605		TRANSPORTE FÉRREO	117,407,735,999.00	0.00	0.00	0.00	0.00	-	117,407,735,999.00	
11360510	20	MEJORAMIENTO DEL SISTEMA	50,748,679,797.00	0.00	0.00	0.00	0.00	-	50,748,679,797.00	
11360510	21	MEJORAMIENTO DEL SISTEMA	23,688,000,000.00	0.00	0.00	0.00	0.00	-	23,688,000,000.00	
1136057	20	REHABILITACIÓN VÍAS FÉRREA	42,971,056,202.00	0.00	0.00	0.00	0.00	-	42,971,056,202.00	
530		ATENCIÓN, CONTROL Y ORGA	216,678,404,001.00	0.00	0.00	0.00	0.00	-	216,678,404,001.00	
530800		INTERSUBSECTORIAL TRANSP	216,678,404,001.00	0.00	0.00	0.00	0.00	-	216,678,404,001.00	
530600101	10	APOYO DOTACIÓN TÉC Y ADTI	0.00	0.00	0.00	0.00	0.00	25,847,084,801.00	216,678,404,001.00	
530600101	20	APOYO DOTACIÓN TÉC Y ADTI	6,592,264,001.00	0.00	0.00	0.00	0.00	25,847,084,801.00	32,439,348,802.00	
				0.00	0.00	0.00	0.00	3,710,338,000.00	36,149,686,802.00	

# INFORME DE LA APROPIACION PRESUPUESTAL DE EGRESOS

ENTIDAD: INSTITUTO NACIONAL DE CONCESIONES

SECCION: 2413

UNIDAD EJECUTORA: 00

MES REPORTADO NOVIEMBRE

VIGENCIA FISCAL: 2009


REGIONAL: CONSOLIDADO.


Page 3 of 4


PINER050

16/12/2009

RECURSOS ADMINISTRADOS:				MODIFICACIONES DEL MES (2)				RECURSOS DE LA NACION:		
IDENTIFICACION PRESUPUESTAL			APROPIACION INICIAL (1)	TRASLADOS		REDUCCIONES	ADICIONES	TOTAL MODIFICACIONES MES (4)	TOTAL MODIFICACIONES ACUMULADAS (5)	APROPIACION DEFINITIVA (6)= (1) + (5)
CODIGO	REC	CONCEPTO		CONTRACRE.	CREDITOS					
5306003	10	APY GES.EST.OBRAS COMPLEI	208,486,140,000.00	0.00	0.00	0.00	0.00	0.00	- 5,798,662,000.00	202,687,478,000.00
5306003	20	APY GES.EST.OBRAS COMPLEI	0.00	0.00	0.00	0.00	0.00	0.00	25,579,870,061.00	25,579,870,061.00
5306004	10	APOYO GEST. EDO. ASESORIA	1,600,000,000.00	0.00	0.00	0.00	0.00	0.00	2,088,324,000.00	3,688,324,000.00
5306004	25	APOYO GEST. EDO. ASESORIA	0.00	0.00	0.00	0.00	0.00	0.00	267,214,740.00	267,214,740.00
<b>SUB TOTAL:</b>			796,690,480,000.00	1048,700,000.00	1048,700,000.00	0.00	0.00	0.00	25,847,084,801.00	822,537,564,801.00
<b>TOTAL PRESUPUESTO:</b>			796,690,480,000.00	1048,700,000.00	1048,700,000.00	0.00	0.00	0.00	25,847,084,801.00	822,537,564,801.00

  
 MARÍA CLARA GARRIDO GARRIDO  
 SUBGERENTE ADTIVA Y FINANCIERA

  
 NELCY JENITA MALDONADO BALLEEN  
 PROFESIONAL ESPECIALIZADO - TESORERA

  
 ELSA LILIANA LIÉVANO TORRES  
 PROF. ESP. CON FUNCIONES DE JEFE DE PRESUPUE