

INFORME MENSUAL DE EJECUCION DEL PRESUPUESTO DE INGRESOS

AGENCIA NACIONAL DE INFRAESTRUCTURA


SECCION: 2413


UNIDAD EJECUTORA: 00


MES: MARZO


VIGENCIA FISCAL: 2013

NUMERAL	AFORO VIGENTE	DERECHOS POR COBRAR MES	DERECHOS POR COBRAR ACUMULADOS	RECAUDO EFECTIVO MES	RECAUDO EFECTIVO ACUMULADO	RECAUDO EN PAPELES MES	RECAUDO EN PAPELES ACUMULADO	PENDIENTE DE COBRO	
1	2	3	4	5	6	7	8	9	
3	INGRESOS DE LOS ESTABLECIMIENTOS	124,624,746,670.00	5,449,860,086.25	23,446,177,631.34	5,449,860,086.25	23,446,177,631.34	0.00	0.00	0.00
31	INGRESOS CORRIENTES	120,624,746,670.00	4,285,725,749.74	22,218,125,173.94	4,285,725,749.74	22,218,125,173.94	0.00	0.00	0.00
312	NO TRIBUTARIOS	120,624,746,670.00	4,285,725,749.74	22,218,125,173.94	4,285,725,749.74	22,218,125,173.94	0.00	0.00	0.00
3121	Venta de Bienes y servicios	73,224,746,670.00	0.00	0.00	0.00	0.00	0.00	0.00	0.00
3127	TASAS MULTAS Y CONTRIBUCION	.00	0.00	0.00	0.00	0.00	0.00	0.00	0.00
3128	OTROS INGRESOS	47,400,000,000.00	4,285,725,749.74	22,218,125,173.94	4,285,725,749.74	22,218,125,173.94	0.00	0.00	0.00
32	RECURSOS DE CAPITAL	4,000,000,000.00	1,164,134,336.51	1,228,052,457.40	1,164,134,336.51	1,228,052,457.40	0.00	0.00	0.00
323	RENDIMIENTOS FINANCIEROS	4,000,000,000.00	1,163,402,033.51	1,203,791,217.40	1,163,402,033.51	1,203,791,217.40	0.00	0.00	0.00
3230	RENDIMIENTOS FINANCIEROS	4,000,000,000.00	1,163,402,033.51	1,203,791,217.40	1,163,402,033.51	1,203,791,217.40	0.00	0.00	0.00
325	RECURSOS DEL BALANCE	.00	732,303.00	24,261,240.00	732,303.00	24,261,240.00	0.00	0.00	0.00
3252	EXCEDENTES FINANCIEROS	.00	0.00	0.00	0.00	0.00	0.00	0.00	0.00
3255	OTROS RECURSOS DEL BALANCE	.00	732,303.00	24,261,240.00	732,303.00	24,261,240.00	0.00	0.00	0.00
4	APORTES DE LA NACION	3069,666,380,199.00	7,656,717,884.00	7,656,960,875.00	7,656,717,884.00	7,656,960,875.00	0.00	0.00	0.00
41	FUNCIONAMIENTO	26,374,900,000.00	15,000,000.00	15,000,000.00	15,000,000.00	15,000,000.00	0.00	0.00	0.00
42	DEUDA	296,770,295,000.00	0.00	0.00	0.00	0.00	0.00	0.00	0.00
43	INVERSION	2746,521,185,199.00	7,641,717,884.00	7,641,960,875.00	7,641,717,884.00	7,641,960,875.00	0.00	0.00	0.00
TOTALES:		3194,291,126,869.00	13,106,577,970.25	31,103,138,506.34	13,106,577,970.25	31,103,138,506.34	0.00	0.00	0.00


MARIA CLARA GARRIDO GARRIDO
VICEPRESIDENTE ADITIVA Y FINANCIERA


NELCY JENITH MALDONADO BALLEEN
COORD. GRUPO INT. TRAB. ADITIVO Y FCRO


ELSA LILIANA LIEVANO TORRES
EXP.G3-6 CON FUNCIONES JEFE DE PPTO


JUANA CELINA CARVAJAL
EXP.G3-6 CON FUNCIONES DE TESORERIA