





INFORME MENSUAL DE EJECUCION DEL PRESUPUESTO DE INGRESOS

AGENCIA NACIONAL DE INFRAESTRUCTURA

MES: OCTUBRE
VICENCIA FISCAL: 2012

SECCION: 2413 UNIDAD EJECUTORA: 00

NUMERAL	AFORO VIGENTE	DERECHOS POR COBRAR MES	DERECHOS POR COBRAR ACUMULADOS	RECAUDO EFECTIVO MES	RECAUDO EFECTIVO ACUMULADO	RECAUDO EN PAPELES MES	RECAUDO EN PAPELES ACUMULADO	PENDIENTE DE COBRO
1	2	3	4	5	6	7	8	9
3	INGRESOS DE LOS ESTABLECIMIE	308,814,700,000.00	16,881,288,481.24	244,184,125,511.97	16,881,288,481.24	244,184,125,511.97	0.00	0.00
31	INGRESOS CORRIENTES	164,898,600,000.00	9,049,970,594.11	78,021,237,876.42	9,049,970,594.11	78,021,237,876.42	0.00	0.00
312	NO TRIBUTARIOS	164,898,600,000.00	9,049,970,594.11	78,021,237,876.42	9,049,970,594.11	78,021,237,876.42	0.00	0.00
3121	Venta de Bienes y servicios	110,869,300,000.00	9,049,970,594.11	75,700,593,534.09	9,049,970,594.11	75,700,593,534.09	0.00	0.00
3128	Otros Ingresos	54,029,300,000.00	0.00	2,320,644,342.33	0.00	2,320,644,342.33	0.00	0.00
32	RECURSOS DE CAPITAL	143,916,100,000.00	7,831,317,887.13	166,162,887,635.55	7,831,317,887.13	166,162,887,635.55	0.00	0.00
323	RENDIMIENTOS FINANCIEROS	3,000,000,000.00	7,831,317,887.13	25,246,787,635.55	7,831,317,887.13	25,246,787,635.55	0.00	0.00
3230	RENDIMIENTOS FINANCIEROS	3,000,000,000.00	7,831,317,887.13	25,246,787,635.55	7,831,317,887.13	25,246,787,635.55	0.00	0.00
325	RECURSOS DEL BALANCE	140,916,100,000.00	0.00	140,916,100,000.00	0.00	140,916,100,000.00	0.00	0.00
3252	EXCEDENTES FINANCIEROS	140,916,100,000.00	0.00	140,916,100,000.00	0.00	140,916,100,000.00	0.00	0.00
326	RECURSOS DE CAPITAL	.00	0.00	0.00	0.00	0.00	0.00	0.00
3280	DONACIONES	.00	0.00	0.00	0.00	0.00	0.00	0.00
4	APORTES DE LA NACION	3474,048,000,000.00	6,736,899.00	988,097,722,928.59	6,736,899.00	988,097,722,928.59	0.00	0.00
41	FUNCIONAMIENTO	1,377,400,000.00	0.00	0.00	0.00	0.00	0.00	0.00
42	DEUDA	288,126,500,000.00	0.00	250,547,716,944.64	0.00	250,547,716,944.64	0.00	0.00
43	INVERSION	3184,544,100,000.00	6,736,899.00	737,550,005,983.95	6,736,899.00	737,550,005,983.95	0.00	0.00
TOTALES:		3782,862,700,000.00	16,888,025,380.24	1232,281,848,440.56	16,888,025,380.24	1232,281,848,440.56	0.00	0.00

MARIA CLARA GARRIDO GARRIDO
VICEPRESIDENTE ACTIVA Y FINANCIERA

NELCY JIMENEZ MALDONADO BALLEEN
COORD. GRUPO INT. TRAB. ACTIVO Y FCRO

ROSA PATRICIA LIEVANO TORRES
EXP.G3-6 CON FUNCIONES JEFE DE PPTO

JUANA CELINA CARVAJAL
EXP.G3-5 CON FUNCIONES DE TESORERIA

SINFAD